

# **Draft Consolidated Annual Performance and Evaluation Report FY 2018-19**



## **OAKCREST HEIGHTS**



**DEDICATED TO  
MENTAL HEALTH SERVICES ACT (MHSA)  
AND TRANSITIONAL AGE YOUTH**

## **CR-05 - Goals and Outcomes**

### **Progress the jurisdiction has made in carrying out its strategic plan and its action plan. 91.520(a)**

This could be an overview that includes major initiatives and highlights that were proposed and executed throughout the program year.

The program year 2018-19 County of Orange Consolidated Annual Performance and Evaluation Report (CAPER) reports on the County's performance and accomplishments relative to achieving its goals and objectives in the forth year of its Five-Year 2015-2019 Consolidated Plan (CP). The CAPER describes and evaluates how Community Development Block Grant (CDBG), HOME Investment Partnerships (HOME), and Emergency Solutions Grant (ESG) funds, received from the U.S. Department of Housing and Urban Development (HUD), were expended to meet the CP five-year strategic goals for the reporting period July 1, 2018 to June 30, 2019.

Below is a summary of accomplishments made in FY 2018-19:

#### **CDBG Funds:-**

- A total of seventeen (17) public facilities & improvements projects were underway in FY 2018-19, of those, ten (10) were completed including eight (8) extended project from FY 2017-18 and seven (7) are still underway and one (1) was cancelled. These projects included ADA accessibility improvements, alleys, curbs/gutters, sidewalks, senior center and community center and year-round emergency shelter improvements. A total of \$1,470,586 was expended for these projects in this program year.
- Eleven (11) housing rehabilitations projects were underway, of those, five (5) were completed including four (4) extended project form FY 2017-18 and six are still underway. The five (5) were completed expending a total of \$662,139 in this project year.
- A total of seven (7) public service projects were undertaken and completed in program year 2018-19. Public services included senior services, health/ mental health services, employment and educational services, homeless shelters and programs, childcare services and youth services. A total of \$356,555 was expended.
- One (1) economic development project was cancelled.
- One (1) project, administration was under taken to affirmatively further fair housing; a total of \$52,000 was expended.

The County of Orange administers the HOME Program throughout the unincorporated areas of the County, in Urban County Participating Cities, and in entitlement cities. HOME funding is typically utilized to:

- Expand the affordable rental housing stock for homeless, low-income, and special needs households; and
- Provide shelter to homeless and low-income households through tenant-based rental assistance

In FY 2018-19, the County allocated ESG funding to Mercy House to operate the emergency shelter, rapid re-housing program and HMIS for persons either at-risk of, or experiencing homelessness. A total of \$196,193 was expended in Federal ESG funds.

The following table is a condensed summary of activities undertaken and accomplishments represented by number of units (e.g., housing units, persons assisted, etc.), outlining the expected strategic goals and progress towards meeting these goals set forth in the FY 2015-19 Consolidated Plan and Annual Action Plan. The table has been revised to reflect actual outcomes from the IDIS accomplishment screens, IDIS PR23 and PR03 reports, and HMIS.

**Comparison of the proposed versus actual outcomes for each outcome measure submitted with the consolidated plan and explain, if applicable, why progress was not made toward meeting goals and objectives. 91.520(g)**

Categories, priority levels, funding sources and amounts, outcomes/objectives, goal outcome indicators, units of measure, targets, actual outcomes/outputs, and percentage completed for each of the grantee's program year goals.

Goal	Category	Source / Amount	Indicator	Unit of Measure	Expected – Strategic Plan	Actual – Strategic Plan	Percent Complete	Expected – Program Year	Actual – Program Year	Percent Complete
Enhance Quality of Life	Affordable Housing Non-Housing Community Development	CDBG: \$ / HOME: \$ / ESG: \$	Public Facility or Infrastructure Activities other than Low/Moderate Income Housing Benefit	Persons Assisted	304245	246848	81.13%	88418	74094	83.80%
Enhance Quality of Life	Affordable Housing Non-Housing Community Development	CDBG: \$ / HOME: \$ / ESG: \$	Rental units rehabilitated	Household Housing Unit	0	0				

Enhance Quality of Life	Affordable Housing Non-Housing Community Development	CDBG: \$ / HOME: \$ / ESG: \$	Homeowner Housing Rehabilitated	Household Housing Unit	0	239		60	76	126.67%
Enhance Quality of Life	Affordable Housing Non-Housing Community Development	CDBG: \$ / HOME: \$ / ESG: \$	Homeless Person Overnight Shelter	Persons Assisted	0	740		0	740	
Enhance Quality of Life	Affordable Housing Non-Housing Community Development	CDBG: \$ / HOME: \$ / ESG: \$	Overnight/Emergency Shelter/Transitional Housing Beds added	Beds	0	0		0	0	
Enhance Quality of Life	Affordable Housing Non-Housing Community Development	CDBG: \$ / HOME: \$ / ESG: \$	Jobs created/retained	Jobs	0	0		2	0	0.00%
Enhance Quality of Life	Affordable Housing Non-Housing Community Development	CDBG: \$ / HOME: \$ / ESG: \$	Businesses assisted	Businesses Assisted	0	2		5	0	0.00%
Enhance Quality of Life	Affordable Housing Non-Housing Community Development	CDBG: \$ / HOME: \$ / ESG: \$	Housing for Homeless added	Household Housing Unit	0	0				

Enhance Quality of Life	Affordable Housing Non-Housing Community Development	CDBG: \$ / HOME: \$ / ESG: \$	Housing for People with HIV/AIDS added	Household Housing Unit	0	0				
Expand Affordable Housing Opportunities	Affordable Housing	CDBG: \$ / HOME: \$ / ESG: \$	Facade treatment/business building rehabilitation	Business	0	2		1	2	200.00%
Expand Affordable Housing Opportunities	Affordable Housing	CDBG: \$ / HOME: \$ / ESG: \$	Rental units constructed	Household Housing Unit	125	0	0.00%	11	0	0.00%
Expand Affordable Housing Opportunities	Affordable Housing	CDBG: \$ / HOME: \$ / ESG: \$	Homeowner Housing Rehabilitated	Household Housing Unit	800	530	66.25%	46	14	30.43%
Expand Affordable Housing Opportunities	Affordable Housing	CDBG: \$ / HOME: \$ / ESG: \$	Tenant-based rental assistance / Rapid Rehousing	Households Assisted		202		80	94	117.50%
Public Services	Homeless Non-Homeless Special Needs	CDBG: \$ / HOME: \$ / ESG: \$	Public service activities other than Low/Moderate Income Housing Benefit	Persons Assisted	26000	42898	164.99%	5940	9143	153.92%

Public Services	Homeless Non- Homeless Special Needs	CDBG: \$ / HOME: \$ / ESG: \$	Tenant-based rental assistance / Rapid Rehousing	Households Assisted	0	59		8	27	337.50%
Public Services	Homeless Non- Homeless Special Needs	CDBG: \$ / HOME: \$ / ESG: \$	Homeless Person Overnight Shelter	Persons Assisted	0	11908		1117	3655	327.22%
Public Services	Homeless Non- Homeless Special Needs	CDBG: \$ / HOME: \$ / ESG: \$	Overnight/Emergency Shelter/Transitional Housing Beds added	Beds	0	0		0	0	

**Table 1 - Accomplishments – Program Year & Strategic Plan to Date**

**Assess how the jurisdiction's use of funds, particularly CDBG, addresses the priorities and specific objectives identified in the plan, giving special attention to the highest priority activities identified.**

The CAPER provides a detailed description of how the County provided new or improved availability/accessibility, affordability, sustainability of the following goals for which funding was allocated:

- Expand and preserve the supply of affordable housing to create housing opportunities for low- and moderate-income households and homeless individuals and families
- Strengthen, preserve, and enhance the physical character and quality of life in Orange County's low- and moderate-income neighborhoods, including the housing stock and public infrastructure and facilities.
- Continue to build the capacity of residents to empower themselves and help strengthen their community, through the funding of

needed public services for seniors, the homeless, and those at risk of homelessness.

- Planning and administration.

The Accomplishments Table above provides a summary of these priority goals and the County's success in meeting the established objectives set forth in the FY 2015-19 Consolidated Plan and Annual Action Plan. Unfortunately, as with most of the priority goals, the needs far outweigh the County's available resources which are not sufficient to address all of the needs of low- and moderate-income persons or special needs residents in the County's CPD program area.

During the FY 2018-19, CDBG funding focused primarily on the highest plan priorities to address specific objectives including the improvements to public facilities, public services, ADA accessibility improvements, housing rehabilitation and activities furthering fair housing.

HOME funds were used to address housing priorities established in the FY 2015-19 Consolidated Plan.

ESG activities were directed at increasing services to homeless families and individuals by providing overnight shelter and rapid re-housing services for persons experiencing homelessness.

Several public facility/ infrastructure projects that are experiencing delays which is mostly due to the need to secure additional funding, increase in the cost of materials and/or labor, and in some instances, a lack of dedicated staff resources. These projects are currently underway and will report accomplishments in upcoming CAPER's.

For additional information please refer to the following Integrated Disbursement and Information System (IDIS) reports in the appendix:

- Summary of CDBG Activities (PR03)
- Status of HOME/TCAP Activities (PR 22)
- Financial Summary (PR26)
- HOME Matching Liability Report (PR33)
- ESG Financial Summary (PR91)

## CR-10 - Racial and Ethnic composition of families assisted

Describe the families assisted (including the racial and ethnic status of families assisted).

91.520(a)

	CDBG	HOME	ESG
White	34,119	67	1,328
Black or African American	1,661	18	239
Asian	13,287	2	53
American Indian or American Native	268	2	164
Native Hawaiian or Other Pacific Islander	126	2	18
<b>Total</b>	<b>49,461</b>	<b>91</b>	<b>1,802</b>
Hispanic	9,264	7	702
Not Hispanic	42,588	87	1,242

**Table 2 – Table of assistance to racial and ethnic populations by source of funds**

### Narrative

According to the 2018 Census, 76.6% of County residents are White, 18.1% Hispanic, 13.4% Black/African American, 5.8% Asian, .2% Native Hawaiian/other Pacific Islander and 2.7% other races.

Recipients in the above/below tables represent the diversity within the County that were assisted with HUD funded programs during the FY 2018-19.

In the County, funds are utilized throughout all of the unincorporated areas as well as all participating cities/metro city under the County's CPD programs. When evaluating the ethnic/racial composition of families assisted in the table, White's appear to be represented at the highest level with regard to the CDBG programs (66% of the total population). Hispanics were assisted at a rate of 18% of the total population.

When comparing the ethnic/racial mix of HOME program beneficiaries with the make-up of the population as a whole, White's appear to be over represented with regard to the HOME program (71% of families assisted, with 7% Hispanic).

The County is committed to allocating CDBG, HOME, and ESG funds to address community development needs of the lowest-income and most disadvantaged residents based upon the individual eligibility requirements of the specific CPD program. Assistance was targeted to populations residing in areas of low-income and minority concentrations. However, while projects and programs will target low-income and minority populations, they will not necessarily be limited geographically to areas where these populations are concentrated. Some service providers are not located in low/moderate-income census tracts; however, their services are designed and intended for low/moderated income clients.



## CR-15 - Resources and Investments 91.520(a)

### Identify the resources made available

Source of Funds	Source	Resources Made Available	Amount Expended During Program Year
CDBG	public - federal	6,900,201	3,444,101
HOME	public - federal	3,704,371	1,966,596
ESG	public - federal	223,911	211,466

**Table 3 - Resources Made Available**

### Narrative

The table above illustrates the amount of funding “estimated” to be available for CDBG, HOME, and ESG for the 2018-19 program year, but does not account for all unspent prior year funds. The County had \$6,900,201 in CDBG resources (\$3,253,262 entitlement funds/\$286,608 PI/\$1,747,133 prior year), \$3,704,371 in HOME resources (\$1,050,496 entitlement funds/\$581,653 PI/\$2,072,222 prior year), and \$223,911 in ESG resources (\$215,846 entitlement funds/\$15,273 prior year) to allocate to projects to carry out the goals outlined in the County’s CP and Annual Action Plan.

Program Income (PI) is generated from repayments or other funding accrued and collected from previously funded CDBG and HOME projects and is allocated based on HUD’s program income requirements. During the 2018-19 program year, the County received \$292,724 CDBG PI and \$643,192 HOME PI.

**Per IDIS Report PR26 – CDBG Financial Summary Report (2018-19 program year) are as follows:**

**Low/Mod Benefit for program year: 100%**

**Planning and Administration (Cap 20%): 19.52%**

**Public Service (Cap 15%): 14.27%**

The CDBG Expenditure Report, IDIS Report PR03, shows that the County’s CDBG program disbursed \$3,444,101 in program year 2018-19. The ESG Financial Summary Report, IDIS Report PR91 shows that \$211,466 was disbursed in program year 2018-19.

### Identify the geographic distribution and location of investments

Target Area	Planned Percentage of Allocation	Actual Percentage of Allocation	Narrative Description

**Table 4 – Identify the geographic distribution and location of investments**

## **Narrative**

The “Urban County” of Orange is comprised of 11 cities with populations under 50,000 (participating cities), two “Metro” cities –Placentia and Yorba Linda – with populations over 50,000, and the unincorporated areas of Orange County. The 11 participating cities include Brea, Cypress, Dana Point, Laguna Beach, Laguna Hills, Laguna Woods, La Palma, Los Alamitos, Seal Beach, Stanton, and Villa Park. With populations over 50,000, Placentia and Yorba Linda are eligible to participate in the CPD programs as entitlement jurisdictions and receive funding directly from HUD. However, these cities have elected to join the Urban County for the overall implementation of these programs.

Currently, the County is using a competitive funding application process to distribute CDBG funds. The Funding Allocation Policy & Process (FAPP) is a planning document that is to utilize priorities listed in the Consolidated Plan to address local housing and Community development needs with Federal and local resources in preparing the Annual Action Plan (APP). Individual participating cities, County departments, are required to submit applications for funding. Housing & Community Development works with an Evaluation Committee to rank each application according to the Consolidated Plan priorities, urgency of needs, readiness of projects, experience of program/project administrators, and cost-effectiveness. Many factors, such as the administrative burden of the program, the number of eligible census block groups, annexations, and population growth in the participating cities, weigh into the analysis of the most efficient and effective way to distribute CPD funds to meet the high-priority activities outlined in this Consolidated Plan. The competitive basis for funding distribution has the advantage of flexibly dealing with the changing needs and geographic disparities in terms of needs and resources.

CDBG program funds will be distributed and expended based on program criteria. Housing rehabilitation programs will be provided on a citywide basis in each participating city and in the unincorporated County areas based on low and moderate income qualified residents. Supportive services will be available throughout the Urban County to low and moderate-income residents and persons with special needs. Public and infrastructure improvements will be located primarily in the Urban County’s low- and moderate-income areas. HOME funds will be distributed to those projects that meet priority needs, are timely and meet other evaluation factors that indicate a strong probability the project will come to fruition. ESG funds and CDBG funds for Public Services will be awarded to projects using a noncompetitive process that will best serve the priority needs of homeless individuals, families, those at risk of becoming homeless and Public Services that serve the community operating County owned facilities.

## Leveraging

**Explain how federal funds leveraged additional resources (private, state and local funds), including a description of how matching requirements were satisfied, as well as how any publicly owned land or property located within the jurisdiction that were used to address the needs identified in the plan.**

The County leverages its CDBG, HOME, and ESG funds with other resources to increase the impact upon housing, community development, and homelessness issues. Given the extent and level of housing and other community and economic development needs in Orange County, it becomes essential that the limited resources made available through the CPD programs be leveraged with other resources. Many of the most successful affordable housing projects, community facilities, and public service programs were leveraged with other funds.

The CDBG regulations do not require a funding match for the program; however, the County strongly encourages leveraging of CDBG funds and gives priority consideration in the evaluation of proposed activities that leverage CDBG with other funding. Applicants requesting funds to support its programs and projects are asked to provide documentation of other funding sources they will use as leveraging to meet their needs. In the participating cities, CDBG funds are matched with city general funds and other local resources. For CDBG PFI Projects, Subrecipients are required to match funds if the project funding amount requested is over \$150,000, with a maximum request of \$350,000, the Subrecipient is required to match 20% of the total amount requested. For those project up to \$150,000, no match funding is required. Two of the CPD-funded programs, HOME and ESG (Federal and State), have matching fund requirements – HOME 25%, ESG 100%. ESG funds are matched dollar for dollar by sub-recipients. These regulatory matching requirements ensure the efficient use of the Federal funds through leveraging. HOME funds are leveraged with other gap financing sources. Developers identify and secure primary funding sources prior to HOME allocations being awarded. HOME funds are typically leveraged and matched with one or more of the following sources: low income housing tax credits, tax-exempt bond financing, housing successor agency funds, Federal Home Loan Bank Affordable Housing Program (AHP) funds, California Housing Finance Agency (CalHFA) funds, California Department of Housing and Community Development Multifamily Housing Program (MHP) funds, and Mental Health Services Act (MHSA) funds such as the Special Needs Housing Program and No Place Like Home. County HOME funds are also leveraged with other local funds including City and local land and housing trust funds.

In 2015, the Orange County Board of Supervisors approved the acquisition and rehabilitation of an emergency shelter site located at 1000 N. Kraemer Place, Anaheim. Multi-year Federal, State and local funding will be utilized to rehabilitate this site for a year round emergency shelter and multi-service center for homeless families and individuals in Orange County.

Construction of Phase II was completed in August 2018 and is fully operational with bed space and services for 200 men and women. The facility is designed to provide safe shelter, basic needs, and access to support to move individuals out of homelessness and into permanent housing opportunities. Use of the second floor for the multi-service center and health clinic was completed and a certificate of occupancy was issued October 2018.

<b>Fiscal Year Summary – HOME Match</b>	
1. Excess match from prior Federal fiscal year	67,831
2. Match contributed during current Federal fiscal year	0
3. Total match available for current Federal fiscal year (Line 1 plus Line 2)	67,831
4. Match liability for current Federal fiscal year	30,381
5. Excess match carried over to next Federal fiscal year (Line 3 minus Line 4)	37,450

**Table 5 – Fiscal Year Summary - HOME Match Report**

Match Contribution for the Federal Fiscal Year								
Project No. or Other ID	Date of Contribution	Cash (non-Federal sources)	Foregone Taxes, Fees, Charges	Appraised Land/Real Property	Required Infrastructure	Site Preparation, Construction Materials, Donated labor	Bond Financing	Total Match

Table 6 – Match Contribution for the Federal Fiscal Year

### HOME MBE/WBE report

Program Income – Enter the program amounts for the reporting period				
Balance on hand at begin-ning of reporting period \$	Amount received during reporting period \$	Total amount expended during reporting period \$	Amount expended for TBRA \$	Balance on hand at end of reporting period \$
1,828,197	643,192	911,456	0	1,559,932

Table 7 – Program Income

Minority Business Enterprises and Women Business Enterprises – Indicate the number and dollar value of contracts for HOME projects completed during the reporting period						
	Total	Minority Business Enterprises				White Non-Hispanic
		Alaskan Native or American Indian	Asian or Pacific Islander	Black Non-Hispanic	Hispanic	
Contracts						
Dollar Amount	0	0	0	0	0	0
Number	0	0	0	0	0	0
Sub-Contracts						
Number	0	0	0	0	0	0
Dollar Amount	0	0	0	0	0	0
	Total	Women Business Enterprises	Male			
Contracts						
Dollar Amount	0	0	0			
Number	0	0	0			
Sub-Contracts						
Number	0	0	0			
Dollar Amount	0	0	0			

**Table 8 - Minority Business and Women Business Enterprises**

<b>Minority Owners of Rental Property – Indicate the number of HOME assisted rental property owners and the total amount of HOME funds in these rental properties assisted</b>						
	<b>Total</b>	<b>Minority Property Owners</b>				<b>White Non-Hispanic</b>
		<b>Alaskan Native or American Indian</b>	<b>Asian or Pacific Islander</b>	<b>Black Non-Hispanic</b>	<b>Hispanic</b>	
Number	0	0	0	0	0	0
Dollar Amount	0	0	0	0	0	0

**Table 9 – Minority Owners of Rental Property**

<b>Relocation and Real Property Acquisition</b> – Indicate the number of persons displaced, the cost of relocation payments, the number of parcels acquired, and the cost of acquisition						
Parcels Acquired		0		0		
Businesses Displaced		0		0		
Nonprofit Organizations Displaced		0		0		
Households Temporarily Relocated, not Displaced		0		0		
Households Displaced	Total	Minority Property Enterprises				White Non-Hispanic
		Alaskan Native or American Indian	Asian or Pacific Islander	Black Non-Hispanic	Hispanic	
Number	0	0	0	0	0	0
Cost	0	0	0	0	0	0

**Table 10 – Relocation and Real Property Acquisition**

## CR-20 - Affordable Housing 91.520(b)

Evaluation of the jurisdiction's progress in providing affordable housing, including the number and types of families served, the number of extremely low-income, low-income, moderate-income, and middle-income persons served.

	One-Year Goal	Actual
Number of Homeless households to be provided affordable housing units	91	94
Number of Non-Homeless households to be provided affordable housing units	52	90
Number of Special-Needs households to be provided affordable housing units	0	0
<b>Total</b>	<b>143</b>	<b>184</b>

Table 11 – Number of Households

	One-Year Goal	Actual
Number of households supported through Rental Assistance	80	94
Number of households supported through The Production of New Units	11	0
Number of households supported through Rehab of Existing Units	52	90
Number of households supported through Acquisition of Existing Units	0	0
<b>Total</b>	<b>143</b>	<b>184</b>

Table 12 – Number of Households Supported

**Discuss the difference between goals and outcomes and problems encountered in meeting these goals.**

HOME funds are currently set-aside to fund Permanent Supportive Housing activities under the County's 2016 Permanent Supportive Housing Notice of Funding Availability (NOFA) and Addendum 1. In December 2018, the County added additional HOME funds and 50 HUD-Veteran Affairs Supportive Housing Project Based Vouchers to the 2016 NOFA.



In FY 2015-16, the County issued a Request for Proposal (RFP) for the development of a County-owned property in the City of Placentia. The RFP was awarded to a non-profit developer and the proposed 50-unit affordable housing development for formerly homeless Veterans began construction in FY 2018-19 and is anticipated to be completed in FY 2019-20.

In FY 2018-19 the County funded a HOME project, Oakcrest Heights, a 54-unit affordable rental housing development located at 22733 Oakcrest Circle in City of Yorba Linda. The project serves low and very low-income individuals and families with 14 units dedicated to serving transitional age youth who are experiencing homelessness or at-risk of homelessness with a severe and persistent mental illness and/or serious emotional disturbance. Eight of these units are subsidized with the County's Project Based Vouchers and 11 of the 54 units are assisted with HOME funds and are restricted to 30% Area Median Income (AMI) rents for a 55-year term. In addition to basic amenities such as laundry facilities and gathering spaces, the development also provides a large 4,300 square foot community center and an onsite State-licensed preschool available to the residents. The development achieved full occupancy in March 2019. The accomplishment data was not obtained until after July 2019, therefore, the accomplishment of this project will be included in the next year's CAPER. The County created a new opportunity for 94 households by providing HOME funded tenant based rental assistance (TBRA).

**Discuss how these outcomes will impact future annual action plans.**

In FY 2018-19, the County entered into a Housing Assistance Payment Contract for eight (8) Housing Choice project based vouchers for new units of affordable rental housing for low-income households in Orange County. HOME funds are currently set-aside to fund Permanent Supportive Housing activities under the County's 2016 Permanent Supportive Housing Notice of Funding Availability (NOFA) and Addendum 1. In FY 2018-19, the County approved HOME funds for the development of eight permanent supportive housing units in the City of Yorba Linda and continues to process funding requests for the use of HOME funds for development in other Orange County cities.

**Include the number of extremely low-income, low-income, and moderate-income persons served by each activity where information on income by family size is required to determine the eligibility of the activity.**

Number of Households Served	CDBG Actual	HOME Actual
Extremely Low-income	32	90
Low-income	30	4
Moderate-income	28	0
<b>Total</b>	<b>90</b>	<b>94</b>

**Table 13 – Number of Households Served**

**Narrative Information**

See above.

## **CR-25 - Homeless and Other Special Needs 91.220(d, e); 91.320(d, e); 91.520(c)**

**Evaluate the jurisdiction's progress in meeting its specific objectives for reducing and ending homelessness through:**

### **Reaching out to homeless persons (especially unsheltered persons) and assessing their individual needs**

The goals include reaching out to homeless persons (especially unsheltered persons) and assessing their individual needs, which includes opening a year-round emergency shelter/service center site and deploying resources to place homeless in permanent supportive housing.

Since 1998, the County of Orange has had a comprehensive, coordinated, and regional Continuum of Care strategy that includes participation of all 34 cities in Orange County, County Agencies, the County's homeless housing and service providers, and other community groups, including non-profits, local governmental agencies, faith-based organizations, the homeless and formerly homeless, interested business leaders, schools and other stakeholders to identify the gaps and unmet needs of the County's homeless. Homeless needs and priorities continue to be identified through the County's Continuum of Care (CoC) system. The CoC Committees formed are public and inclusive to participation of all stakeholders including homeless and formerly homeless individuals. In addition, the CoC consults with and engages homeless individuals to participate in the Point-in-Time Count and Survey of the homeless and the committees and working groups of the CoC Board to address the emergency shelter and transitional housing needs of homeless persons.

### **Addressing the emergency shelter and transitional housing needs of homeless persons**

The County allocated \$199,658 in ESG funds and \$206,748 in CDBG funds during FY 2018-19 for essential services, operations, emergency shelter, showers, and meals for homeless clients. The County operates the "Armory Emergency Shelter Program," which allows for emergency shelter for approximately five months out of the year, serving a maximum capacity of 400 individuals nightly, divided between two locations.

**Helping low-income individuals and families avoid becoming homeless, especially extremely low-income individuals and families and those who are: likely to become homeless after being discharged from publicly funded institutions and systems of care (such as health care facilities, mental health facilities, foster care and other youth facilities, and corrections programs and institutions); and, receiving assistance from public or private agencies that address housing, health, social services, employment, education, or youth needs**

The goal of the current model of homeless case management is to move clients towards self-sufficiency and a permanent home. This current system model works well when partnered with a variety of

supportive services that can prevent a client against future homelessness. In Orange County, a variety of private, federal, state and county-funded programs offer job training courses, child care, work-appropriate clothing, food bags and/or meals, among other services. Many of these services follow clients through their shelter stay(s), and sometimes even after they have found permanent housing. The variety of non-profit service providers that have formed in Orange County over the last 30 years has meant that many different types of clients can be served simultaneously. Each provider tends to specialize in a particular type of client in order to tailor services effectively. Currently served populations include, but are not limited to: families, victims of domestic violence, veterans, chronically homeless men and women, individuals with mental health issues and their families, and individuals with physical and developmental disabilities and their families.

The CoC Board has committees that focus on the subpopulations such as veteran, families, etc. With Coordinated Entry there is additional focus on creating the correct system/s for the County as well as the subpopulations and their diverse needs. Coordinated Entry was launched in 2015 focusing initially on Permanent Supportive Housing then incorporating Rapid Rehousing. There are over 17 outreach/in-reach teams throughout the County doing assessments using the VI-SPDAT and then working the clients through their housing and stabilization process.

Historically, the most difficult clients to house are the chronically homeless. Chronically homeless people generally have a disability that requires significant and costly support. The Mental Health Services Act (MHSA) Housing Program was developing permanent housing units tied to supportive services. Although the MHSA program concluded in May 2016, funding programs such as the Special Needs Housing Program and No Place Like Home were released to continue those efforts. Orange County previously allocated \$33 million in MHSA funding to provide additional housing for the homeless mentally ill and in June 2018, allocated an additional \$70.5 million for the development of additional supportive housing units for MHSA eligible individuals and households. In addition to the MHSA Housing Program, other housing and supportive services are provided through the MHSA Community Services and Supports component of the MHSA for clients enrolled in a Full Service Partnership Program. Clients of these programs must be seriously mentally ill adults or older adults or seriously mentally ill/seriously emotionally disturbed children and youth. The programs are client and family-driven and provide flexible resources that are tailored to each client's specific needs. Additionally, the County adopted an Affordable Housing Strategic Plan and allocated \$8 million in Federal HOME and local funds for the development of Permanent Supportive Housing for the homeless through a Notice of Funding Availability. Additionally, all CoC Permanent Supportive Housing (PSH) projects are dedicated for the chronically homeless.

**Helping homeless persons (especially chronically homeless individuals and families, families with children, veterans and their families, and unaccompanied youth) make the transition to permanent housing and independent living, including shortening the period of time that individuals and families experience homelessness, facilitating access for homeless individuals and families to affordable housing units, and preventing individuals and families who were**

## **recently homeless from becoming homeless again**

The most fundamental risk factor for becoming homeless is acute poverty. Orange County has dozens of organizations, both private and public, providing resources to those at risk of homelessness. The solutions to developing a system capable of ensuring that people have the right resources to remain housed generally involve a continued high level of supportive services once an individual or family has been placed in permanent housing.

The CoC Board has developed action plans and is reviewing its structure to ensure it is more effectively creating systems of care that are formally linked and coordinated with the various existing systems such as those listed in the prompt. The Coordinated Entry System (CES) is being developed to meet the needs of the various subpopulation (re-entry, LGBTQ, TAY, DV, medically fragile, etc.) Implementation of the Mental Health Services Act in Orange County has provided a large array of supportive services for those who are homeless or at high-risk of homelessness as well as having a serious mental illness. Supportive services include, but are not limited to, employment services, mentoring, in-home crisis stabilization, education and training, centralized assessment team services, recovery centers, residential treatment, a wellness center, and a transitional age youth discovery program.

## **CR-30 - Public Housing 91.220(h); 91.320(j)**

### **Actions taken to address the needs of public housing**

The public housing needs of Urban Orange County residents are met by the Orange County Housing Authority (OCHA), a division within Orange County Community Resources and the OC Housing and Homeless Services. There are no public housing projects in the Urban County program, however OCHA provides tenant-based and project-based housing assistance to residents in the Urban County.

### **Actions taken to encourage public housing residents to become more involved in management and participate in homeownership**

OCHA has established a Resident Advisory Board with the membership representing the residents assisted by OCHA. The Board was consulted in the development of OCHA's Five-Year and Annual Public Housing Agency Plans. In addition, OCHA provides homeownership opportunities to eligible participants in the Housing Choice Voucher Program and there are currently six households receiving assistance in paying their mortgage in this program.

### **Actions taken to provide assistance to troubled PHAs**

Not Applicable.

## **CR-35 - Other Actions 91.220(j)-(k); 91.320(i)-(j)**

**Actions taken to remove or ameliorate the negative effects of public policies that serve as barriers to affordable housing such as land use controls, tax policies affecting land, zoning ordinances, building codes, fees and charges, growth limitations, and policies affecting the return on residential investment. 91.220 (j); 91.320 (i)**

In January 2009, the Orange County Board of Supervisors amended the Housing Opportunities Overlay Regulations to expand the Overlay to high density multi-family residential districts located along arterial highways. Originally adopted in 2006, the Housing Opportunities Overlay Regulations permit the “by-right” development of affordable housing units on commercial, industrial and certain high density residential zoned sites through an administrative approval process.

The County and participating cities have also worked to address the issues surrounding barriers to affordable housing development through the Housing Element process required by the State of California. The California Department of Housing and Community Development (HCD) must review the Housing Element for compliance with State law. Among other things, each jurisdiction’s Housing Element is required to identify opportunity sites with land use controls that facilitate affordable housing development. Another key component of HCD review is the extent of government policies that act as barriers to housing development, especially affordable housing development, and the jurisdiction’s commitment to eliminating or mitigating the barriers.

Each jurisdiction in California (including all participating cities and the County of Orange) adopts a housing element as a required component of the general plan. The County of Orange 2014-2021 Housing Element was adopted in December 2013. The document includes specific actions to facilitate affordable housing.

The County has also approved a Zoning Code amendment that allows emergency shelters “by-right” (with no public hearing requirement) in commercial and industrial zoned areas. To address neighborhood on affordable housing, Housing & Community Development encourages all developers to work closely with local residents and community groups. The County’s 2014-21 Housing Element establishes an action that the County’s Affordable Housing Project Manager and Housing & Community Development staff will work cooperatively with other governmental agencies, business groups, universities, environmental organizations, housing advocates and the development community to increase public awareness of the importance of affordable housing to the County’s long-term viability.

## **Actions taken to address obstacles to meeting underserved needs. 91.220(k); 91.320(j)**

One of the greatest challenges in meeting the underserved needs of low- and moderate-income persons is having limited financial resources. The County must weigh and balance the input from different groups and assign funding priorities that best bridge the gaps in the County’s service delivery system. While other goals the County has set are also important, for the purposes of the Consolidated Plan, only

those which are anticipated to be funded with CPD funding programs (CDBG, HOME, and ESG) during the five-year planning cycle are indicated to be high priorities. The County utilizes other funding sources to meet goals that are not considered high priority in the Consolidated Plan. The County established priorities for allocating CPD funds based on a number of criteria, including:

- Urgency of needs
- Cost efficiency
- Eligibility of activities/programs
- Availability of other funding sources to address specific needs
- Funding program limitations
- Capacity and authority for implementing actions
- Consistency with countywide goals, policies, and efforts

**Actions taken to reduce lead-based paint hazards. 91.220(k); 91.320(j)**

Estimates show that approximately 93,077 housing units within the County's jurisdiction were constructed prior 1978. Although the level of hazardous incidents involving lead-based paint is relatively low compared to other urban areas, the County still takes a proactive approach in lead-based paint removal. Under the guidance of HUD's Lead Safe Housing Regulations, Housing & Community Development works closely with state certified service providers and homeowners participating in housing rehabilitation programs to safely and effectively identify, evaluate, and remove lead-based paint hazards.

**Actions taken to reduce the number of poverty-level families. 91.220(k); 91.320(j)**

In the Urban County, 159,265 households (or 16 percent of all households) earned less than 30 percent of the Area Median Income (AMI), according to CHAS. Of these, 57 percent experienced housing problems such as cost burden or overcrowding. The challenges associated with poverty – stress, strained family relationships, substandard housing, lower educational attainment, limited employment skills, unaffordable child care, and transportation difficulties – make it hard for low income families to obtain and maintain employment, and therefore, housing and basic needs.

Economic stability can have lasting and measurable benefits for both parents and children. The County seeks to reduce the number of people living in poverty (extremely low-income households earning less than 30 percent of the AMI) by providing a number of programs, including housing assistance, supportive services, economic development assistance, and job training opportunities. The County will continue to leverage opportunities to support funding for Community Based Development

Organizations, cities, and other groups to provide training and employment opportunities to extremely low-income persons. In collaboration with the County's Workforce Investment Board (OCWIB), the County will continue to offer outreach and training to poverty level families and individuals. Through the CoC system, the County will work with the OCWIB job-training providers to ensure that low- and moderate-income persons are trained with employable skills with the potential to earn higher wages. In addition, the County Section 8 Housing Choice Voucher Program provides assisted families an incentive for employment opportunities through its Family Self Sufficiency (FSS) Program: The FSS Program participants receive resources and are taught job skills that enable them to gain employment and become self-sufficient. The County of Orange has several departments that are involved in some aspect of providing economic development opportunities (e.g., job training, provision of jobs, adding value to communities) to their clientele. In addition, the Orange County Business Council and the County Executive Office have completed an inventory of county resources and coordinate the provision of funds and services.

The goals and strategies contained in this Consolidated Plan for funding for housing and human services programs often directly address poverty issues. The County's funding (CDBG and ESG) of human service programs for basic needs, food distribution, and case management for homeless and those at risk of homelessness support the goals and strategies of reducing poverty. In addition, housing costs often consume a large portion of lower-income households' monthly income. This creates a housing cost burden, leaving less money accessible for other necessities. As such, the County's efforts to create new affordable housing, both permanent and transitional, and rehabilitate existing housing contribute to curbing poverty in the County. In the area of housing, the County, in partnership with other governmental agencies, private non-profit, and for profit agencies, has been successful in addressing the areas of affordable housing needs.

#### **Actions taken to develop institutional structure. 91.220(k); 91.320(j)**

The institutional structure, through which the Consolidated Plan will be implemented, includes various agencies of County government, participating cities, nonprofit organizations, and private industry. OC Housing & Community Development has oversight responsibility for the Consolidated Plan/Annual Plan processes. OC Housing & Community Development is a component of OC Community Resources, which consists of OC Housing & Community Development and Homeless Services, OC Animal Care, OC Community Services, OC Parks, and OC Public Libraries, which are part of the County of Orange.

In addition, the County has developed a comprehensive, coordinated, and regional Continuum of Care (CoC) strategy that includes the participation of all thirty-four cities in the County, County Agencies, the County's homeless housing and service providers, and other community groups (including non-profits, local governmental agencies, faith-based organizations, the homeless and formerly homeless, interested business leaders, schools, and many other stakeholders) to identify the gaps and unmet needs of the County's homeless.

Orange County's CoC planning process is continually sustained with regular community wide efforts.



Throughout the year the Commission to End Homelessness, and other interested parties, continue the process of identifying gaps and priority needs, and examining new strategies to strengthen the current system of care. This planning process includes identification of the greatest needs facing the homeless of Orange County and assessing the funding priorities to address these needs.

Since 1996, this public/private planning process has resulted in the allocation of over \$298 million in federal homeless assistance funds for Orange County. HUD CoC funds are leveraged with federal, state, and local resources allocated to Orange County's CoC System. Although Orange County's CoC System has dramatically improved since 1996, there are still huge gaps at all levels of the system. While the dollar amount that the County received is a notable amount, it does not provide enough to service all those that are in need.

**Actions taken to enhance coordination between public and private housing and social service agencies. 91.220(k); 91.320(j)**

Housing & Community Development is responsible for the administration and compliance of programs and grant management. Housing & Community Development performs audits, compliance, and legal notification procedures required by HUD for both the Housing and Neighborhood Preservation and Housing Assistance functions. Because Housing & Community Development must make recommendations on compliance matters, it is separate from direct control of either of the other functions identified below. It also conducts the Annual Application Review process that is the competitive evaluation process by which Federal funding is allocated to special projects.

The OC Housing & Community Development and Homeless Services Division oversees housing community development and homeless activities, such as public infrastructure, housing rehabilitation, community development, preservation and improvement activities, affordable rental housing, homeless prevention and homeownership activities, support of CoC activities through the administration of subrecipient contracts and loans funded through the CDBG, HOME, ESG, and Supportive Housing Grants programs.

The cities of Brea, Cypress, Dana Point, Laguna Beach, Laguna Hills, Laguna Woods, La Palma, Los Alamitos, Seal Beach, Stanton, Villa Park participate in the County program and are responsible for delivering specific programs and activities in their communities. The cities of Placentia and Yorba Linda are participating as Metro cities and are responsible for delivering specific programs and activities in their communities.

Nonprofit organizations play a vital role in implementing the Annual Action Plan. Nonprofit organizations form a network of resources that address a wide variety of housing and community development needs. These organizations provide a valuable link between the population in need of assistance and the pool of resources available. These organizations are awarded entitlement funds through a competitive evaluation process. The County works with numerous nonprofit organizations annually.

Private sector participants may include lending institutions and for-profit development entities. Lending institutions may be the source of low-cost loans for affordable housing and rehabilitation projects. Developers are the primary providers of the housing stock and are encouraged to participate in low-income housing in a variety of ways, including through density bonuses and participation in the Low-Income Housing Tax Credit (LIHTC) program.

**Identify actions taken to overcome the effects of any impediments identified in the jurisdictions analysis of impediments to fair housing choice. 91.520(a)**

During the 2018-19 reporting period the County of Orange Urban County Jurisdiction took the following actions (on its own or in cooperation with regional partners and the Fair Housing Council of Orange County (FHCOC)) to overcome impediments to fair housing choice identified in the regional AI:

Fair Housing Community Education – During 2018-19, the FHCOC regionally conducted or participated in 99 education and/or outreach activities. Regionally, over 3,650 people were served by these activities. Through its various regional outreach efforts FHCOC distributed over 31,650 pieces of literature on fair housing, its services and other housing-related topics. Additionally, throughout Orange County FHCOC held 8 training sessions for rental property owners/managers. FHCOC presented 5 fair housing seminars, 36 general fair housing workshops.

Fair Housing Enforcement – On a regional basis, FHCOC staff received 83 allegations of housing discrimination and opened 42 cases where the allegations seemed sufficiently meritorious to warrant further investigation and/or action. FHCOC also conducted 69 systemic onsite tests, either paired or 'sandwich', 13 tests occurring in the jurisdiction and 43 other testing activities.

Housing Dispute Evaluation & Resolution – On a regional basis, activities provided by FHCOC included assisting 1,912 unduplicated households addressing 6,670 issues, disputes and/or inquiries.

Reasonable Accommodations – On a regional basis, 6 inquiries regarding reasonable accommodations and modifications were received by FHCOC that resulted in casework beyond basic counseling.

Web-based Outreach - FHCOC's website currently has an on-line housing discrimination complaint-reporting tool that generates an email to FHCOC.

Monitoring On-line Advertising – Orange County rentals listed on Craigslist were monitored by FHCOC for discriminatory content (as permitted by staffing limitations). Discriminatory advertisements were flagged and FHCOC responded to these ads in order to inform the poster of possible discriminatory content.

Monitor Home Mortgage Disclosure Act Data - Ongoing monitoring of Home Mortgage Disclosure Act (HMDA) data continues to be infeasible due to limited resources at FHCOC. During 2018-19, FHCOC continued efforts to promote housing affordability within Orange County. These groups included the

Kennedy Commission, Mental Health Association of Orange County, Aids Services Foundation, Affordable Housing Clearinghouse, Jamboree Housing Corporation, Orange County Community Housing Corporation, Innovative Housing Opportunities, and Orange County Congregations Community Organizations, among others.

## **CR-40 - Monitoring 91.220 and 91.230**

**Describe the standards and procedures used to monitor activities carried out in furtherance of the plan and used to ensure long-term compliance with requirements of the programs involved, including minority business outreach and the comprehensive planning requirements**

In accordance with HUD CPD program regulations, the County continually monitors all CPD-funded sub-recipients and their activities. The County has identified two components of effective Program monitoring: internal desk monitoring and external (Sub-recipients). Internal monitoring encompasses the actions, procedures, and performance of County staff along with subrecipient invoice processing monitoring.

Monitoring activities of sub-recipients are carried out through by ensuring the CPD funded activities comply with applicable federal regulations including environmental clearance, labor compliance, procurement procedures, affirmative action, equal opportunity, and fair housing, monitors contracts and funded activities on a consistent basis for compliance, financial management systems and programmatic activity, project reporting through Grant Performance Report (GPR), on-site visits and monitoring minority business outreach and Davis Bacon and Section 3 requirements for public facilities and HOME activities.

ESG funds are monitored to ensure the funds are being used effectively to assist homeless individuals and families and that the basic ESG program goals are met, ensure compliance with ESG regulations and program requirements in the usage of funds and in carrying out program activities, ensure complete and accurate client demographics are entered in HMIS and enhance and develop the management capacity of grantees or recipients.

Monitoring visits on HOME funded Affordable Housing Projects are done in compliance with 92.504 (d) schedule. Site visits include, but are not limited to: On site visits which consist of conducting Housing Quality Standards unit inspections, exterior common area inspections, and tenant file review for compliance with tenant affordability requirements. Certificate of Continuing Program Compliance forms are required from the Developer including Income Restricted Unit reports which contain a list of tenant occupancy information and current rent schedules. Monitoring visits also are conducted to assure that the Property Management is complying with the Property's Regulatory Agreements for each project. If a property is found in violation, a written notification of findings is sent and a follow-up monitoring visit(s) is conducted, if necessary.

## **Citizen Participation Plan 91.105(d); 91.115(d)**

### **Describe the efforts to provide citizens with reasonable notice and an opportunity to comment on performance reports.**

The Citizen Participation Plan provides a framework and process by which the County's consolidated planning efforts comply with the citizen participation requirements published by the U.S. Department of Housing and Urban Development (HUD). The Citizen Participation Plan is prepared and implemented in accordance with the guidance provided in HUD Regulations 24CFR Part 91.105.

The requirements for citizen participation do not restrict the responsibility or authority of the County of Orange from the development or execution of its Consolidated Plan. The County of Orange is entitled to receive annual grant funding from the Community Development Block Grant (CDBG), Home Investment Partnership (HOME), and the Emergency Shelter Grant (ESG) programs. It is the policy of Orange County to ensure adequate citizen involvement, with particular emphasis on participation by low- and moderate-income persons, in the planning, implementation, and evaluation of its housing and community development programs. This plan covers the Urban County of Orange comprised of Participating cities with populations under 50,000 (participating cities), cities with a population over 50,000 that elect to participate in the urban county (metropolitan city) and the unincorporated areas of Orange County. The County of Orange is the lead agency in developing the Citizen Participation Plan.

It is the policy of the County to follow its Citizen Participation Plan and to encourage and facilitate a participation (residents, service providers, government agencies, and others) in the development of all Community Planning and Development (CPD) required consolidated planning documents including the Five-Year Consolidated Plan, Annual Action Plans, Substantial Amendments, and the Consolidated Annual Performance and Evaluation Report (CAPER).

The primary purpose of the participation will be in needs identification, priority setting, funding allocations, and program recommendations related to the consolidated planning process. The County shall provide for and encourage citizen participation with particular emphasis on low- and moderate-income persons; persons residing in predominantly low -and moderate-income neighborhoods or slum and blighted areas; and persons residing in areas where the use of CDBG funds is being proposed.

Prior to the CAPER submission, the County published a public notice in English, Vietnamese and Spanish in a newspaper of general distribution advising residents of the availability of the CAPER for public review and comment. The CAPER is available upon request at Housing & Community Development office and available on the Orange County Library's website at [www.ocpl.org](http://www.ocpl.org) and on the Housing & Community Development' website at [www.occommunityservices.org](http://www.occommunityservices.org) for the required 15 days beginning September 6, 2019 prior to submission to HUD. Interested persons could submit written, oral, or electronically sent comments until September 23, 2019. All residents are given reasonable access to

information and records regarding the CAPER. Copies of the final CAPER are available upon request, made in person or by mail. The CAPER is also available in printable format on the Housing & Community Development' website.

The County is accepting comments on FY 2018-19 CAPER during the 15 day comment period.

## **CR-45 - CDBG 91.520(c)**

**Specify the nature of, and reasons for, any changes in the jurisdiction's program objectives and indications of how the jurisdiction would change its programs as a result of its experiences.**

The County strongly supports and encourages community-wide participation, input, cooperation, and feedback from all residents of the County in the administration of its CPD-funded programs. The County continues its commitment to meeting priority goals outlined in the FY2015-2019 Five Year Consolidated Plan. The County's Citizen Participation Plan allows for minor and technical amendments. Substantial amendments require approval by the County Board of Supervisors through a public notice and public hearing.

One substantial amendments occurred during the FY2018-19 to add a public service project for El Modena Community Center. Only the following minor actions were taken:

### **Funding Changes**

IDIS # 2210 - County of Orange Community Center Improvements \$122,000 – increase in funding of \$77,000.

### **Extended Contracts**

IDIS #2214 - City of Brea 2 units out of up to 9 completed SFR HR.

IDIS #2218 - City of Cypress 4 units out of 6 completed SFR HR.

IDIS #2215 - City of Brea Senior Center Kitchen Improvements PF&I

IDIS #2219 – City of Cypress Cambridge & Blommfield Sewer Improvements PF&I

IDIS #2217 – City of Los Alamitos Apartment Row Alley Project (Cont'd) PF&I

IDIS #2230 - City of Placentia Housing Rehabilitation SFR

IDIS #2231 – City of Placentia Façade Improvements

IDIS #2234 – City of Placentia Pedestrian Accessibility and Improvement Project Phase V PF&I

IDIS #2240 – City of Yorba Linda Neighborhood Improvement Grant Program – SFR

IDIS #2241 – City of Yorba Linda ADA Improvements Public Facility Ramps Throughout the City PF&I

**Does this Jurisdiction have any open Brownfields Economic Development Initiative (BEDI) grants?**

No

**[BEDI grantees] Describe accomplishments and program outcomes during the last year.**



## **CR-50 - HOME 91.520(d)**

**Include the results of on-site inspections of affordable rental housing assisted under the program to determine compliance with housing codes and other applicable regulations**

Please list those projects that should have been inspected on-site this program year based upon the schedule in §92.504(d). Indicate which of these were inspected and a summary of issues that were detected during the inspection. For those that were not inspected, please indicate the reason and how you will remedy the situation.

### **List of HOME funded Housing Developments that received On-site Visits:**

**Ability First Apartments, Birch Hills Apartment Homes, Bishop Apartments, Bonterra Apartment Homes, California Villas (Sterling Court), Camden Place, Casa de la Esperanza Apartments, Cornerstone Apartments, Cotton Point's Senior, Dorado Senior, Doria I & II, Heritage Villas Apartments, Granite Court, Linbrook Court Senior, Midway City SRO, Montecito Vista Apartments, Solara Court Senior, Stonegate I & II, Vintage Canyon Senior Apartments and Vintage Shore Senior Apartments** were files and unit inspection/reviews were conducted. All units and files passed the file monitoring reviews.

**Avenida Villas Apartment** - Three (3) tenant files and unit inspection/reviews were conducted, one (1) unit failed HQS inspection due to two (2) bullet/pellet holes in the outside pane of the living room window (facing West). All units and files passed the monitoring file review.

**Buena Vista Apartments and Casa Alegre Apartments** – Both had three (3) tenant files and unit inspection/reviews were conducted, two (2) units failed HQS inspection. Interior deficiencies were noted. Property management for both properties corrected the deficiencies, units passed the reinspection. All units and files passed the file monitoring reviews.

**Canada & Marquita- Apartments** - Two (2) tenant files and unit inspection/reviews were conducted and both units passed the HQS inspection. Both units and files passed the monitoring file review and a copy of the Tenant Selection Plan/Resident Criteria for the Property was requested.

**Mendocino at Talega Apartments** – Two (2) tenant files and unit inspection/reviews were conducted, both units failed the HQS inspection. Interior deficiencies were noted. Property management corrected the deficiencies and provided work orders confirming all units had the findings corrected. At file review, four of six files had no discrepancies. Two files needed employment verification.

**Walnut Village Apartments** – Seven (7) tenant files and unit inspection/reviews were conducted, three (3) units failed HQS inspection. Interior deficiencies were noted. Property management corrected the deficiencies, units passed the reinspection. All units and files passed the monitoring reviews.

**Woodbury Walk Apartments** – Eleven (11) tenant files and unit inspection/reviews were conducted, three (3) units failed HQS inspection. Interior deficiencies were noted. Property management corrected

the deficiencies and provided work orders confirming all units had the findings corrected. At file review, four (4) units needed additional documentation/verification on household income and the rest had no discrepancies.

**Provide an assessment of the jurisdiction's affirmative marketing actions for HOME units.**

**92.351(b)**

As discussed in the 2015-19 ConPlan, obstacles to meeting the under-served needs of households within the low and moderate-income levels are generally based on available financial resources, construction costs, and citizen support of the concept of affordable housing. The County has taken affirmative measures to improve on the availability and use of resources by allocating funds to a variety of activities and organizations.

The County continues to inform the public at-large of the Program's many opportunities through its policy of advertising through the use of County Notices and Public Notices published in local newspapers, including Spanish and Vietnamese publications.

**Enhancing Coordination** - The County continues to expand its relationships with a variety of groups and agencies in order to better meet the needs of the community. Beyond maintaining its current role in funding and coordinating with local cities, non-profits, developers, lenders, and property owners, the County has taken the initiative to develop more opportunities for these entities to collaborate to discuss issues and work in partnership on possible actions and/or solutions.

HOME funded Permanent Supportive Housing units receive referrals from the Coordinated Entry System. The Coordinated Entry System lead agency, Orange County Community Resources (OCCR), is empowered by the Continuum of Care (CoC) to manage the process of determining and updating the prioritization for all CoC funded permanent supportive housing (PSH) and CoC and ESG funded rapid rehousing (RRH) as well as any other housing resources that voluntarily participate in the Coordinated Entry System.

**Refer to IDIS reports to describe the amount and use of program income for projects, including the number of projects and owner and tenant characteristics**

For FY 2018-19, \$668,200 in program income was expended on a HOME funded project, Oakcrest Heights. Oakcrest Heights serves low and very low-income individuals and families with 14 units dedicated to serving transitional age youth who are experiencing homelessness or at-risk of homelessness with a severe and persistent mental illness and/or serious emotional disturbance.

**Describe other actions taken to foster and maintain affordable housing. 91.220(k) (STATES ONLY: Including the coordination of LIHTC with the development of affordable housing). 91.320(j)**

In FY 2018-19, the County added funds and Project Based Vouchers to the 2016 Permanent Supportive Housing Notice of Funding Availability (NOFA) for a combined total of up to \$14 million in Orange County Housing Successor Agency and/or HOME funds, 200 Housing Choice and/or HUD-Veterans Affairs Supportive Housing (VASH) Project Based Vouchers and 50 HUD-VASH Project Based Vouchers to promote the acquisition, new construction, and acquisition/rehabilitation of Permanent Supportive Housing, to serve Orange County's extremely low-income households who are experiencing homelessness.

The County, in concert with CalHFA, administers the Special Needs Housing Program (SNHP) which is a successor program to the Mental Health Services Act (MHSA). Funds assigned to the State under the SNHP program fund capitalized operating subsidy reserves and capital funding for the development of permanent supportive housing to serve persons with serious mental illness who are homeless, at risk of homelessness, and who otherwise meet the MHSA Housing Program target population description. In total, the County has allocated \$70.5 million in funding for the development of MHSA/SNHP supportive housing units.

The County continues to seek funding opportunities to develop and maintain affordable housing. In FY 2018-19, the California Department of Community Development (State HCD) released a NOFA for the Place Like Home (NPLH) program. NPLH funds can be used to acquire, construction, and/or rehabilitate permanent supportive housing for homeless individuals with serious mental illness who are homeless, chronically homeless or at-risk of chronically homelessness. Four Orange County projects submitted applications under the NPLH Round 1 Competitive NOFA and three projects received awards for a combined total of \$11.8 million.

# CR-60 - ESG 91.520(g) (ESG Recipients only)

## ESG Supplement to the CAPER in *e-snaps*

### For Paperwork Reduction Act

#### 1. Recipient Information—All Recipients Complete

##### Basic Grant Information

Recipient Name	ORANGE COUNTY
Organizational DUNS Number	009657602
EIN/TIN Number	956000928
Identify the Field Office	LOS ANGELES
Identify CoC(s) in which the recipient or subrecipient(s) will provide ESG assistance	

##### ESG Contact Name

Prefix	Ms
First Name	Julia
Middle Name	0
Last Name	Bidwell
Suffix	0
Title	Director, Housing & Community Development

##### ESG Contact Address

Street Address 1	1501 E. St. Andrews Place
Street Address 2	0
City	Santa Ana
State	CA
ZIP Code	-
Phone Number	7144802991
Extension	0
Fax Number	0
Email Address	julia.bidwell@occr.ocgov.com

##### ESG Secondary Contact

Prefix	Mr
First Name	Craig
Last Name	Fee
Suffix	0
Title	Community Development Manager
Phone Number	7144802996
Extension	0
Email Address	craig.fee@occr.ocgov.com

CAPER

35

## **2. Reporting Period—All Recipients Complete**

<b>Program Year Start Date</b>	07/01/2018
<b>Program Year End Date</b>	06/30/2019

### **3a. Subrecipient Form – Complete one form for each subrecipient**

**Subrecipient or Contractor Name**  
**City**  
**State**  
**Zip Code**  
**DUNS Number**  
**Is subrecipient a victim services provider**  
**Subrecipient Organization Type**  
**ESG Subgrant or Contract Award Amount**

## CR-65 - Persons Assisted

### 4. Persons Served

#### 4a. Complete for Homelessness Prevention Activities

Number of Persons in Households	Total
Adults	
Children	
Don't Know/Refused/Other	
Missing Information	
<b>Total</b>	

Table 16 – Household Information for Homeless Prevention Activities

#### 4b. Complete for Rapid Re-Housing Activities

Number of Persons in Households	Total
Adults	
Children	
Don't Know/Refused/Other	
Missing Information	
<b>Total</b>	

Table 17 – Household Information for Rapid Re-Housing Activities

#### 4c. Complete for Shelter

Number of Persons in Households	Total
Adults	
Children	
Don't Know/Refused/Other	
Missing Information	
<b>Total</b>	

Table 18 – Shelter Information

#### 4d. Street Outreach

Number of Persons in Households	Total
Adults	
Children	
Don't Know/Refused/Other	
Missing Information	
<b>Total</b>	

Table 19 – Household Information for Street Outreach

#### 4e. Totals for all Persons Served with ESG

Number of Persons in Households	Total
Adults	
Children	
Don't Know/Refused/Other	
Missing Information	
<b>Total</b>	

Table 20 – Household Information for Persons Served with ESG

#### 5. Gender—Complete for All Activities

	Total
Male	
Female	
Transgender	
Don't Know/Refused/Other	
Missing Information	
<b>Total</b>	

Table 21 – Gender Information

## 6. Age—Complete for All Activities

	Total
Under 18	
18-24	
25 and over	
Don't Know/Refused/Other	
Missing Information	
<b>Total</b>	

Table 22 – Age Information

## 7. Special Populations Served—Complete for All Activities

Number of Persons in Households				
Subpopulation	Total	Total Persons Served – Prevention	Total Persons Served – RRH	Total Persons Served in Emergency Shelters
Veterans				
Victims of Domestic Violence				
Elderly				
HIV/AIDS				
Chronically Homeless				
<b>Persons with Disabilities:</b>				
Severely Mentally Ill				
Chronic Substance Abuse				
Other Disability				
Total (unduplicated if possible)				

Table 23 – Special Population Served



## CR-70 – ESG 91.520(g) - Assistance Provided and Outcomes

### 10. Shelter Utilization

Number of New Units - Rehabbed	0
Number of New Units - Conversion	0
Total Number of bed-nights available	0
Total Number of bed-nights provided	0
Capacity Utilization	0.00%

Table 24 – Shelter Capacity

### 11. Project Outcomes Data measured under the performance standards developed in consultation with the CoC(s)

County staff has developed a collaborative of ESG recipient jurisdictions in geographic CoC area. County staff with all other ESG jurisdictions in the County, meet on an ongoing basis to discuss policies and procedures for Homeless Management Information System (HMIS) and best practices to allocate ESG funds for the program year. In order to inform funding decisions, ESG recipients participate in CoC meetings, committees, and have representation on the CoC Board. Additionally, County staff, along with other ESG recipients' jurisdictions, continue to use a set of mutually agreed upon forms: intake forms, client participation agreements, checklists for monitoring and evaluating project and agency performance, and reimbursement forms for purposes of consistency and streamlining the process for all applicable parties. The policies, procedures and forms are regularly reviewed by staff and updated as needed. Staff also consult with the CoC and attends their meetings to discuss issues/concerns, development of area-wide intake assessment, written standards and best practices for meeting the needs of the homeless population.

## CR-75 – Expenditures

### 11. Expenditures

#### 11a. ESG Expenditures for Homelessness Prevention

	Dollar Amount of Expenditures in Program Year		
	2016	2017	2018
Expenditures for Rental Assistance	0	0	0
Expenditures for Housing Relocation and Stabilization Services - Financial Assistance	0	0	0
Expenditures for Housing Relocation & Stabilization Services - Services	0	0	0
Expenditures for Homeless Prevention under Emergency Shelter Grants Program	0	0	0
<b>Subtotal Homelessness Prevention</b>	<b>0</b>	<b>0</b>	<b>0</b>

Table 25 – ESG Expenditures for Homelessness Prevention

#### 11b. ESG Expenditures for Rapid Re-Housing

	Dollar Amount of Expenditures in Program Year		
	2016	2017	2018
Expenditures for Rental Assistance	71,786	57,864	47,833
Expenditures for Housing Relocation and Stabilization Services - Financial Assistance	0	0	0
Expenditures for Housing Relocation & Stabilization Services - Services	0	0	0
Expenditures for Homeless Assistance under Emergency Shelter Grants Program	0	0	0
<b>Subtotal Rapid Re-Housing</b>	<b>71,786</b>	<b>57,864</b>	<b>47,833</b>

Table 26 – ESG Expenditures for Rapid Re-Housing

#### 11c. ESG Expenditures for Emergency Shelter

	Dollar Amount of Expenditures in Program Year		
	2016	2017	2018
Essential Services	0	0	0
Operations	123,792	124,937	124,937
Renovation	0	0	0
Major Rehab	0	0	0
Conversion	0	0	0
<b>Subtotal</b>	<b>123,792</b>	<b>124,937</b>	<b>124,937</b>

Table 27 – ESG Expenditures for Emergency Shelter

**11d. Other Grant Expenditures**

	Dollar Amount of Expenditures in Program Year		
	2016	2017	2018
Street Outreach	0	0	0
HMIS	9,604	9,693	9,693
Administration	16,007	0	0

**Table 28 - Other Grant Expenditures****11e. Total ESG Grant Funds**

Total ESG Funds Expended	2016	2017	2018
	221,189	192,494	182,463

**Table 29 - Total ESG Funds Expended****11f. Match Source**

	2016	2017	2018
Other Non-ESG HUD Funds	0	0	0
Other Federal Funds	0	0	0
State Government	67,398	134,630	99,252
Local Government	133,397	73,137	100,000
Private Funds	0	0	0
Other	0	0	0
Fees	0	0	0
Program Income	0	0	0
<b>Total Match Amount</b>	<b>200,795</b>	<b>207,767</b>	<b>199,252</b>

**Table 30 - Other Funds Expended on Eligible ESG Activities****11g. Total**

Total Amount of Funds Expended on ESG Activities	2016	2017	2018
	421,984	400,261	381,715

**Table 31 - Total Amount of Funds Expended on ESG Activities**

# APPENDIX A

## ESG CAPER Reporting

### (Sage HMIS)



---

## HUD ESG CAPER

Grant: **ESG: Orange County - CA - Report** Type: **CAPER**

---

### Report Date Range

---

7/1/2018 to 6/30/2019

### Q01a. Contact Information

---

First name	Juanita
Middle name	
Last name	Preciado
Suffix	
Title	Administrative Manager I
Street Address 1	1501 E. St. Andrew Place, 1st Floor
Street Address 2	
City	Santa Ana
State	California
ZIP Code	92705
E-mail Address	juanita.preciado@occr.ocgov.com
Phone Number	(714)480-2727
Extension	
Fax Number	

**Q01b. Grant Information**

As of 9/20/2019

**ESG Information from IDIS**

FISCAL YEAR	GRANT NUMBER	CURRENT AUTHORIZED AMOUNT	TOTAL DRAWN	BALANCE	OBLIGATION DATE	EXPENDITURE DEADLINE
2018	E18UC060504	\$215,846.00	\$196,192.95	\$19,653.05	8/7/2018	8/7/2020
2017	E17UC060504	\$215,408.00	\$215,407.60	\$ .40	9/22/2017	9/22/2019
2016	E16UC060504	\$213,432.39	\$213,432.39	\$0	8/30/2016	8/30/2018
2015	E15UC060504	\$271,223.80	\$271,223.80	\$0	9/15/2015	9/15/2017
2014	E14UC060504	\$249,366.53	\$249,366.53	\$0	7/21/2014	7/21/2016
2013	E13UC060504	\$219,372.98	\$219,372.98	\$0	8/20/2013	8/20/2015
2012	E12UC060504	\$293,594.00	\$293,594.00	\$0	8/30/2012	8/30/2014
2011						
Total		\$1,678,243.70	\$1,658,590.25	\$19,653.45		

**CAPER reporting includes funds used from fiscal year:**

**Project types carried out during the program year:**

*Enter the number of each type of projects funded through ESG during this program year.*

Street Outreach	0
Emergency Shelter	1
Transitional Housing (grandfathered under ES)	0
Day Shelter (funded under ES)	0
Rapid Re-Housing	1
Homelessness Prevention	0

**Q01c. Additional Information****HMIS****Comparable Database**

Are 100% of the project(s) funded through ESG, which are allowed to use HMIS, entering data into HMIS?	Yes
Have all of the projects entered data into Sage via a CSV - CAPER Report upload?	Yes
Are 100% of the project(s) funded through ESG, which are allowed to use a comparable database, entering data into the comparable database?	Yes
Have all of the projects entered data into Sage via a CSV - CAPER Report upload?	Yes

**Q04a: Project Identifiers in HMIS**

Organization Name	Mercy House
Organization ID	12
Project Name	Armory_Emergency_Shelter
Project ID	55
HMIS Project Type	1
Method of Tracking ES	3
Is the Services Only (HMIS Project Type 6) affiliated with a residential project?	
Identify the Project ID's of the Housing Projects this Project is Affiliated with	
CSV Exception?	No
Uploaded via emailed hyperlink?	Yes
Email unique ID record link	gGSTL42Zvo
Project name (user-specified)	Armory Emergency Shelter
Project type (user-specified)	Emergency Shelter
Organization Name	Mercy House
Organization ID	12
Project Name	ESG Orange County RRP
Project ID	71
HMIS Project Type	13
Method of Tracking ES	
Is the Services Only (HMIS Project Type 6) affiliated with a residential project?	
Identify the Project ID's of the Housing Projects this Project is Affiliated with	
CSV Exception?	No
Uploaded via emailed hyperlink?	Yes
Email unique ID record link	iLhHS82gm3
Project name (user-specified)	Armory Emergency Shelter - RRH
Project type (user-specified)	PH - Rapid Re-Housing

**Q05a: Report Validations Table**

Total Number of Persons Served	1963
Number of Adults (Age 18 or Over)	1919
Number of Children (Under Age 18)	43
Number of Persons with Unknown Age	1
Number of Leavers	1961
Number of Adult Leavers	1918
Number of Adult and Head of Household Leavers	1919
Number of Stayers	2
Number of Adult Stayers	1
Number of Veterans	138
Number of Chronically Homeless Persons	502
Number of Youth Under Age 25	112
Number of Parenting Youth Under Age 25 with Children	4
Number of Adult Heads of Household	1896
Number of Child and Unknown-Age Heads of Household	1
Heads of Households and Adult Stayers in the Project 365 Days or More	0

**Q06a: Data Quality: Personally Identifying Information (PII)**

Data Element	Client Doesn't Know/Refused	Information Missing	Data Issues	% of Error Rate
Name	0	0	2	0.10 %
Social Security Number	187	0	71	13.14 %
Date of Birth	2	0	5	0.36 %
Race	79	0	0	4.02 %
Ethnicity	19	0	0	0.97 %
Gender	1	0	0	0.05 %
Overall Score				

**Q06b: Data Quality: Universal Data Elements**

	Error Count	% of Error Rate
Veteran Status	8	0.42 %
Project Start Date	0	0.00 %
Relationship to Head of Household	0	0.00 %
Client Location	0	0.00 %
Disabling Condition	24	1.22 %

**Q06c: Data Quality: Income and Housing Data Quality**

	Error Count	% of Error Rate
Destination	1788	91.18 %
Income and Sources at Start	60	3.16 %
Income and Sources at Annual Assessment	0	--
Income and Sources at Exit	60	3.13 %

**Q06d: Data Quality: Chronic Homelessness**

	Count of Total Records	Missing Time in Institution	Missing Time in Housing	Approximate Date Started DK/R/missing	Number of Times DK/R/missing	Number of Months DK/R/missing	% of Records Unable to Calculate
ES, SH, Street Outreach	1904	0	0	0	70	71	4.25 %
TH	0	0	0	0	0	0	--
PH (All)	16	0	0	0	0	0	0.00 %
Total	1920	0	0	0	0	0	4.21 %

**Q06e: Data Quality: Timeliness**

	Number of Project Start Records	Number of Project Exit Records
0 days	2	36
1-3 Days	1440	7
4-6 Days	252	63
7-10 Days	71	142
11+ Days	12	1713



**Q06f: Data Quality: Inactive Records: Street Outreach & Emergency Shelter**

	# of Records	# of Inactive Records	% of Inactive Records
Contact (Adults and Heads of Household in Street Outreach or ES - NBN)	0	0	--
Bed Night (All Clients in ES - NBN)	0	0	--

**Q07a: Number of Persons Served**

	Total	Without Children	With Children and Adults	With Only Children	Unknown Household Type
Adults	1919	1876	43	0	0
Children	43	0	43	0	0
Client Doesn't Know/ Client Refused	1	0	0	0	1
Data Not Collected	0	0	0	0	0
Total	1963	1876	86	0	1

**Q08a: Households Served**

	Total	Without Children	With Children and Adults	With Only Children	Unknown Household Type
Total Households	1897	1871	25	0	1

**Q08b: Point-in-Time Count of Households on the Last Wednesday**

	Total	Without Children	With Children and Adults	With Only Children	Unknown Household Type
January	180	178	2	0	0
April	7	4	3	0	0
July	2	1	1	0	0
October	4	1	3	0	0

**Q09a: Number of Persons Contacted**

	All Persons Contacted	First contact – NOT staying on the Streets, ES, or SH	First contact – WAS staying on Streets, ES, or SH	First contact – Worker unable to determine
Once	1882	0	1882	0
2-5 Times	0	0	0	0
6-9 Times	0	0	0	0
10+ Times	0	0	0	0
Total Persons Contacted	1882	0	1882	0

**Q09b: Number of Persons Engaged**

	All Persons Contacted	First contact – NOT staying on the Streets, ES, or SH	First contact – WAS staying on Streets, ES, or SH	First contact – Worker unable to determine
Once	1725	0	1725	0
2-5 Contacts	0	0	0	0
6-9 Contacts	0	0	0	0
10+ Contacts	0	0	0	0
Total Persons Engaged	1725	0	1725	0
Rate of Engagement	0.92	0.00	0.92	0.00

**Q10a: Gender of Adults**

	Total	Without Children	With Children and Adults	Unknown Household Type
Male	1368	1351	17	0
Female	548	522	26	0
Trans Female (MTF or Male to Female)	1	1	0	0
Trans Male (FTM or Female to Male)	0	0	0	0
Gender Non-Conforming (i.e. not exclusively male or female)	1	1	0	0
Client Doesn't Know/Client Refused	1	1	0	0
Data Not Collected	0	0	0	0
Subtotal	1919	1876	43	0

**Q10b: Gender of Children**

	Total	With Children and Adults	With Only Children	Unknown Household Type
Male	22	22	0	0
Female	21	21	0	0
Trans Female (MTF or Male to Female)	0	0	0	0
Trans Male (FTM or Female to Male)	0	0	0	0
Gender Non-Conforming (i.e. not exclusively male or female)	0	0	0	0
Client Doesn't Know/Client Refused	0	0	0	0
Data Not Collected	0	0	0	0
Subtotal	43	43	0	0

**Q10c: Gender of Persons Missing Age Information**

	Total	Without Children	With Children and Adults	With Only Children	Unknown Household Type
Male	0	0	0	0	0
Female	1	0	0	0	1
Trans Female (MTF or Male to Female)	0	0	0	0	0
Trans Male (FTM or Female to Male)	0	0	0	0	0
Gender Non-Conforming (i.e. not exclusively male or female)	0	0	0	0	0
Client Doesn't Know/Client Refused	0	0	0	0	0
Data Not Collected	0	0	0	0	0
Subtotal	1	0	0	0	1

**Q10d: Gender by Age Ranges**

	Total	Under Age 18	Age 18-24	Age 25-61	Age 62 and over	Client Doesn't Know/ Client Refused	Data Not Collected
Male	1390	22	90	1123	155	0	0
Female	570	21	25	459	64	1	0
Trans Female (MTF or Male to Female)	1	0	0	1	0	0	0
Trans Male (FTM or Female to Male)	0	0	0	0	0	0	0
Gender Non-Conforming (i.e. not exclusively male or female)	1	0	0	0	1	0	0
Client Doesn't Know/Client Refused	1	0	0	1	0	0	0
Data Not Collected	0	0	0	0	0	0	0
Subtotal	1963	43	115	1584	220	1	0

**Q11: Age**

	Total	Without Children	With Children and Adults	With Only Children	Unknown Household Type
Under 5	15	0	15	0	0
5 - 12	23	0	23	0	0
13 - 17	5	0	5	0	0
18 - 24	115	108	7	0	0
25 - 34	364	351	13	0	0
35 - 44	387	372	15	0	0
45 - 54	507	501	6	0	0
55 - 61	326	326	0	0	0
62+	220	218	2	0	0
Client Doesn't Know/Client Refused	1	0	0	0	1
Data Not Collected	0	0	0	0	0
Total	1963	1876	86	0	1

**Q12a: Race**

	Total	Without Children	With Children and Adults	With Only Children	Unknown Household Type
White	1328	1273	55	0	0
Black or African American	239	229	10	0	0
Asian	53	52	1	0	0
American Indian or Alaska Native	164	161	3	0	0
Native Hawaiian or Other Pacific Islander	18	17	1	0	0
Multiple Races	82	69	13	0	0
Client Doesn't Know/Client Refused	79	75	3	0	1
Data Not Collected	0	0	0	0	0
Total	1963	1876	86	0	1

**Q12b: Ethnicity**

	Total	Without Children	With Children and Adults	With Only Children	Unknown Household Type
Non-Hispanic/Non-Latino	1242	1211	30	0	1
Hispanic/Latino	702	647	55	0	0
Client Doesn't Know/Client Refused	19	18	1	0	0
Data Not Collected	0	0	0	0	0
Total	1963	1876	86	0	1

**Q13a1: Physical and Mental Health Conditions at Start**

	Total Persons	Without Children	With Children and Adults	With Only Children	Unknown Household Type
Mental Health Problem	657	646	11	0	0
Alcohol Abuse	114	114	0	0	0
Drug Abuse	147	146	1	0	0
Both Alcohol and Drug Abuse	115	115	0	0	0
Chronic Health Condition	521	508	12	0	1
HIV/AIDS	24	24	0	0	0
Developmental Disability	197	191	6	0	0
Physical Disability	507	501	5	0	1

**Q13b1: Physical and Mental Health Conditions at Exit**

	Total Persons	Without Children	With Children and Adults	With Only Children	Unknown Household Type
Mental Health Problem	655	646	9	0	0
Alcohol Abuse	114	114	0	0	0
Drug Abuse	147	146	1	0	0
Both Alcohol and Drug Abuse	115	115	0	0	0
Chronic Health Condition	520	508	11	0	1
HIV/AIDS	24	24	0	0	0
Developmental Disability	197	191	6	0	0
Physical Disability	506	501	4	0	1

**Q13c1: Physical and Mental Health Conditions for Stayers**

	Total Persons	Without Children	With Children and Adults	With Only Children	Unknown Household Type
Mental Health Problem	2	0	2	0	0
Alcohol Abuse	--	--	--	--	--
Drug Abuse	--	--	--	--	--
Both Alcohol and Drug Abuse	--	--	--	--	--
Chronic Health Condition	1	0	1	0	0
HIV/AIDS	--	--	--	--	--
Developmental Disability	--	--	--	--	--
Physical Disability	1	0	1	0	0

**Q14a: Domestic Violence History**

	Total	Without Children	With Children and Adults	With Only Children	Unknown Household Type
Yes	349	337	11	0	1
No	1536	1504	32	0	0
Client Doesn't Know/Client Refused	35	35	0	0	0
Data Not Collected	0	0	0	0	0
Total	1920	1876	43	0	1

**Q14b: Persons Fleeing Domestic Violence**

	Total	Without Children	With Children and Adults	With Only Children	Unknown Household Type
Yes	76	74	2	0	0
No	264	254	9	0	1
Client Doesn't Know/Client Refused	9	9	0	0	0
Data Not Collected	0	0	0	0	0
Total	349	337	11	0	1

**Q15: Living Situation**

	Total	Without Children	With Children and Adults	With Only Children	Unknown Household Type
<b>Homeless Situations</b>	0	0	0	0	0
Emergency shelter, including hotel or motel paid for with emergency shelter voucher	58	53	5	0	0
Transitional housing for homeless persons (including homeless youth)	2	1	1	0	0
Place not meant for habitation	1790	1757	32	0	1
Safe Haven	14	14	0	0	0
Interim Housing	1	1	0	0	0
<b>Subtotal</b>	1865	1826	38	0	1
<b>Institutional Settings</b>	0	0	0	0	0
Psychiatric hospital or other psychiatric facility	2	2	0	0	0
Substance abuse treatment facility or detox center	1	1	0	0	0
Hospital or other residential non-psychiatric medical facility	9	9	0	0	0
Jail, prison or juvenile detention facility	3	3	0	0	0
Foster care home or foster care group home	0	0	0	0	0
Long-term care facility or nursing home	0	0	0	0	0
Residential project or halfway house with no homeless criteria	0	0	0	0	0
<b>Subtotal</b>	15	15	0	0	0
<b>Other Locations</b>	0	0	0	0	0
Permanent housing (other than RRH) for formerly homeless persons	0	0	0	0	0
Owned by client, no ongoing housing subsidy	0	0	0	0	0
Owned by client, with ongoing housing subsidy	0	0	0	0	0
Rental by client, no ongoing housing subsidy	0	0	0	0	0
Rental by client, with VASH subsidy	0	0	0	0	0
Rental by client with GPD TIP subsidy	0	0	0	0	0
Rental by client, with other housing subsidy (including RRH)	0	0	0	0	0
Hotel or motel paid for without emergency shelter voucher	11	9	2	0	0
Staying or living in a friend's room, apartment or house	13	11	2	0	0
Staying or living in a family member's room, apartment or house	7	7	0	0	0
Client Doesn't Know/Client Refused	9	8	1	0	0
Data Not Collected	0	0	0	0	0
<b>Subtotal</b>	40	35	5	0	0
<b>Total</b>	1920	1876	43	0	1

**Q20a: Type of Non-Cash Benefit Sources**

	Benefit at Start	Benefit at Latest Annual Assessment for Stayers	Benefit at Exit for Leavers
Supplemental Nutritional Assistance Program	672	0	670
WIC	3	0	3
TANF Child Care Services	0	0	0
TANF Transportation Services	0	0	0
Other TANF-Funded Services	0	0	0
Other Source	0	0	0

**Q21: Health Insurance**

	At Start	At Annual Assessment for Stayers	At Exit for Leavers
Medicaid	85	0	85
Medicare	154	0	155
State Children's Health Insurance Program	40	0	39
VA Medical Services	20	0	20
Employer Provided Health Insurance	2	0	2
Health Insurance Through COBRA	3	0	3
Private Pay Health Insurance	9	0	9
State Health Insurance for Adults	1078	0	1077
Indian Health Services Program	1	0	1
Other	2	0	2
No Health Insurance	577	0	577
Client Doesn't Know/Client Refused	43	0	43
Data Not Collected	0	0	0
Number of Stayers Not Yet Required to Have an Annual Assessment	0	2	0
1 Source of Health Insurance	1294	0	1291
More than 1 Source of Health Insurance	49	0	50

**Q22a2: Length of Participation – ESG Projects**

	Total	Leavers	Stayers
0 to 7 days	1198	1198	0
8 to 14 days	231	231	0
15 to 21 days	140	140	0
22 to 30 days	102	102	0
31 to 60 days	152	152	0
61 to 90 days	60	60	0
91 to 180 days	64	62	2
181 to 365 days	16	16	0
366 to 730 days (1-2 Yrs)	0	0	0
731 to 1,095 days (2-3 Yrs)	0	0	0
1,096 to 1,460 days (3-4 Yrs)	0	0	0
1,461 to 1,825 days (4-5 Yrs)	0	0	0
More than 1,825 days (> 5 Yrs)	0	0	0
Data Not Collected	0	0	0
Total	1963	1961	2

**Q22c: Length of Time between Project Start Date and Housing Move-in Date (post 10/1/2018)**

	Total	Without Children	With Children and Adults	With Only Children	Unknown Household Type
7 days or less	12	6	6	0	0
8 to 14 days	8	0	8	0	0
15 to 21 days	0	0	0	0	0
22 to 30 days	0	0	0	0	0
31 to 60 days	0	0	0	0	0
61 to 180 days	5	0	5	0	0
181 to 365 days	0	0	0	0	0
366 to 730 days (1-2 Yrs)	0	0	0	0	0
Total (persons moved into housing)	25	6	19	0	0
Average length of time to housing	22.00	0.00	28.00	--	--
Persons who were exited without move-in	0	0	0	0	0
Total persons	25	6	19	0	0

**Q22c: RRH Length of Time between Project Start Date and Housing Move-in Date (pre 10/1/2018)**

	Total	Without Children	With Children and Adults	With Only Children	Unknown Household Type
--	-------	------------------	--------------------------	--------------------	------------------------

- no data -

**Q22d: Length of Participation by Household Type**

	Total	Without Children	With Children and Adults	With Only Children	Unknown Household Type
7 days or less	1198	1139	58	0	1
8 to 14 days	231	225	6	0	0
15 to 21 days	140	138	2	0	0
22 to 30 days	102	101	1	0	0
31 to 60 days	152	152	0	0	0
61 to 90 days	60	60	0	0	0
91 to 180 days	64	52	12	0	0
181 to 365 days	16	9	7	0	0
366 to 730 days (1-2 Yrs)	0	0	0	0	0
731 to 1,095 days (2-3 Yrs)	0	0	0	0	0
1,096 to 1,460 days (3-4 Yrs)	0	0	0	0	0
1,461 to 1,825 days (4-5 Yrs)	0	0	0	0	0
More than 1,825 days (> 5 Yrs)	0	0	0	0	0
Data Not Collected	0	0	0	0	0
Total	1963	1876	86	0	1

## Q23a: Exit Destination – More Than 90 Days

	Total	Without Children	With Children and Adults	With Only Children	Unknown Household Type
<b>Permanent Destinations</b>	0	0	0	0	0
Moved from one HOPWA funded project to HOPWA PH	0	0	0	0	0
Owned by client, no ongoing housing subsidy	0	0	0	0	0
Owned by client, with ongoing housing subsidy	0	0	0	0	0
Rental by client, no ongoing housing subsidy	11	2	9	0	0
Rental by client, with VASH housing subsidy	0	0	0	0	0
Rental by client, with GPD TIP housing subsidy	0	0	0	0	0
Rental by client, with other ongoing housing subsidy	5	0	5	0	0
Permanent housing (other than RRH) for formerly homeless persons	8	5	3	0	0
Staying or living with family, permanent tenure	0	0	0	0	0
Staying or living with friends, permanent tenure	0	0	0	0	0
Rental by client, with RRH or equivalent subsidy	0	0	0	0	0
<b>Subtotal</b>	24	7	17	0	0
<b>Temporary Destinations</b>	0	0	0	0	0
Emergency shelter, including hotel or motel paid for with emergency shelter voucher	0	0	0	0	0
Moved from one HOPWA funded project to HOPWA TH	0	0	0	0	0
Transitional housing for homeless persons (including homeless youth)	0	0	0	0	0
Staying or living with family, temporary tenure (e.g. room, apartment or house)	0	0	0	0	0
Staying or living with friends, temporary tenure (e.g. room, apartment or house)	0	0	0	0	0
Place not meant for habitation (e.g., a vehicle, an abandoned building, bus/train/subway station/airport or anywhere outside)	0	0	0	0	0
Safe Haven	0	0	0	0	0
Hotel or motel paid for without emergency shelter voucher	0	0	0	0	0
<b>Subtotal</b>	0	0	0	0	0
<b>Institutional Settings</b>	0	0	0	0	0
Foster care home or group foster care home	0	0	0	0	0
Psychiatric hospital or other psychiatric facility	0	0	0	0	0
Substance abuse treatment facility or detox center	0	0	0	0	0
Hospital or other residential non-psychiatric medical facility	0	0	0	0	0
Jail, prison, or juvenile detention facility	0	0	0	0	0
Long-term care facility or nursing home	0	0	0	0	0
<b>Subtotal</b>	0	0	0	0	0
<b>Other Destinations</b>	0	0	0	0	0
Residential project or halfway house with no homeless criteria	0	0	0	0	0
Deceased	0	0	0	0	0
Other	0	0	0	0	0
Client Doesn't Know/Client Refused	0	0	0	0	0
Data Not Collected (no exit interview completed)	0	0	0	0	0
<b>Subtotal</b>	0	0	0	0	0
<b>Total</b>	24	7	17	0	0
Total persons exiting to positive housing destinations	24	7	17	0	0
Total persons whose destinations excluded them from the calculation	0	0	0	0	0
Percentage	100.00 %	100.00 %	100.00 %	--	--



## Q23b: Exit Destination – 90 Days or Less

	Total	Without Children	With Children and Adults	With Only Children	Unknown Household Type
<b>Permanent Destinations</b>	0	0	0	0	0
Moved from one HOPWA funded project to HOPWA PH	0	0	0	0	0
Owned by client, no ongoing housing subsidy	0	0	0	0	0
Owned by client, with ongoing housing subsidy	0	0	0	0	0
Rental by client, no ongoing housing subsidy	0	0	0	0	0
Rental by client, with VASH housing subsidy	0	0	0	0	0
Rental by client, with GPD TIP housing subsidy	0	0	0	0	0
Rental by client, with other ongoing housing subsidy	0	0	0	0	0
Permanent housing (other than RRH) for formerly homeless persons	1	1	0	0	0
Staying or living with family, permanent tenure	0	0	0	0	0
Staying or living with friends, permanent tenure	0	0	0	0	0
Rental by client, with RRH or equivalent subsidy	0	0	0	0	0
<b>Subtotal</b>	1	1	0	0	0
<b>Temporary Destinations</b>	0	0	0	0	0
Emergency shelter, including hotel or motel paid for with emergency shelter voucher	0	0	0	0	0
Moved from one HOPWA funded project to HOPWA TH	0	0	0	0	0
Transitional housing for homeless persons (including homeless youth)	0	0	0	0	0
Staying or living with family, temporary tenure (e.g. room, apartment or house)	0	0	0	0	0
Staying or living with friends, temporary tenure (e.g. room, apartment or house)	0	0	0	0	0
Place not meant for habitation (e.g., a vehicle, an abandoned building, bus/train/subway station/airport or anywhere outside)	0	0	0	0	0
Safe Haven	0	0	0	0	0
Hotel or motel paid for without emergency shelter voucher	0	0	0	0	0
<b>Subtotal</b>	0	0	0	0	0
<b>Institutional Settings</b>	0	0	0	0	0
Foster care home or group foster care home	0	0	0	0	0
Psychiatric hospital or other psychiatric facility	0	0	0	0	0
Substance abuse treatment facility or detox center	0	0	0	0	0
Hospital or other residential non-psychiatric medical facility	0	0	0	0	0
Jail, prison, or juvenile detention facility	0	0	0	0	0
Long-term care facility or nursing home	0	0	0	0	0
<b>Subtotal</b>	0	0	0	0	0
<b>Other Destinations</b>	0	0	0	0	0
Residential project or halfway house with no homeless criteria	0	0	0	0	0
Deceased	0	0	0	0	0
Other	0	0	0	0	0
Client Doesn't Know/Client Refused	0	0	0	0	0
Data Not Collected (no exit interview completed)	0	0	0	0	0
<b>Subtotal</b>	0	0	0	0	0
<b>Total</b>	1	1	0	0	0
Total persons exiting to positive housing destinations	1	1	0	0	0
Total persons whose destinations excluded them from the calculation	0	0	0	0	0
Percentage	100.00 %	100.00 %	--	--	--

## Q23c: Exit Destination – All persons

	Total	Without Children	With Children and Adults	With Only Children	Unknown Household Type
<b>Permanent Destinations</b>	0	0	0	0	0
Moved from one HOPWA funded project to HOPWA PH	0	0	0	0	0
Owned by client, no ongoing housing subsidy	0	0	0	0	0
Owned by client, with ongoing housing subsidy	0	0	0	0	0
Rental by client, no ongoing housing subsidy	0	0	0	0	0
Rental by client, with VASH housing subsidy	0	0	0	0	0
Rental by client, with GPD TIP housing subsidy	0	0	0	0	0
Rental by client, with other ongoing housing subsidy	0	0	0	0	0
Permanent housing (other than RRH) for formerly homeless persons	1	1	0	0	0
Staying or living with family, permanent tenure	0	0	0	0	0
Staying or living with friends, permanent tenure	0	0	0	0	0
Rental by client, with RRH or equivalent subsidy	0	0	0	0	0
<b>Subtotal</b>	1	1	0	0	0
<b>Temporary Destinations</b>	0	0	0	0	0
Emergency shelter, including hotel or motel paid for with emergency shelter voucher	145	124	21	0	0
Moved from one HOPWA funded project to HOPWA TH	0	0	0	0	0
Transitional housing for homeless persons (including homeless youth)	0	0	0	0	0
Staying or living with family, temporary tenure (e.g. room, apartment or house)	0	0	0	0	0
Staying or living with friends, temporary tenure (e.g. room, apartment or house)	0	0	0	0	0
Place not meant for habitation (e.g., a vehicle, an abandoned building, bus/train/subway station/airport or anywhere outside)	1	1	0	0	0
Safe Haven	0	0	0	0	0
Hotel or motel paid for without emergency shelter voucher	0	0	0	0	0
<b>Subtotal</b>	146	125	21	0	0
<b>Institutional Settings</b>	0	0	0	0	0
Foster care home or group foster care home	0	0	0	0	0
Psychiatric hospital or other psychiatric facility	0	0	0	0	0
Substance abuse treatment facility or detox center	0	0	0	0	0
Hospital or other residential non-psychiatric medical facility	0	0	0	0	0
Jail, prison, or juvenile detention facility	0	0	0	0	0
Long-term care facility or nursing home	0	0	0	0	0
<b>Subtotal</b>	0	0	0	0	0
<b>Other Destinations</b>	0	0	0	0	0
Residential project or halfway house with no homeless criteria	0	0	0	0	0
Deceased	1	1	0	0	0
Other	0	0	0	0	0
Client Doesn't Know/Client Refused	0	0	0	0	0
Data Not Collected (no exit interview completed)	1788	1741	46	0	1
<b>Subtotal</b>	1789	1742	46	0	1
<b>Total</b>	1936	1868	67	0	1
Total persons exiting to positive housing destinations	1	1	0	0	0
Total persons whose destinations excluded them from the calculation	1	1	0	0	0
Percentage	0.05 %	0.05 %	0.00 %	--	0.00 %

**Q24: Homelessness Prevention Housing Assessment at Exit**

	Total	Without Children	With Children and Adults	With Only Children	Unknown Household Type
Able to maintain the housing they had at project start--Without a subsidy	0	0	0	0	0
Able to maintain the housing they had at project start--With the subsidy they had at project start	0	0	0	0	0
Able to maintain the housing they had at project start--With an on-going subsidy acquired since project start	0	0	0	0	0
Able to maintain the housing they had at project start--Only with financial assistance other than a subsidy	0	0	0	0	0
Moved to new housing unit--With on-going subsidy	0	0	0	0	0
Moved to new housing unit--Without an on-going subsidy	0	0	0	0	0
Moved in with family/friends on a temporary basis	0	0	0	0	0
Moved in with family/friends on a permanent basis	0	0	0	0	0
Moved to a transitional or temporary housing facility or program	0	0	0	0	0
Client became homeless – moving to a shelter or other place unfit for human habitation	0	0	0	0	0
Client went to jail/prison	0	0	0	0	0
Client died	0	0	0	0	0
Client doesn't know/Client refused	0	0	0	0	0
Data not collected (no exit interview completed)	0	0	0	0	0
Total	0	0	0	0	0

**Q25a: Number of Veterans**

	Total	Without Children	With Children and Adults	Unknown Household Type
Chronically Homeless Veteran	45	45	0	0
Non-Chronically Homeless Veteran	93	92	1	0
Not a Veteran	1773	1731	42	0
Client Doesn't Know/Client Refused	8	8	0	0
Data Not Collected	0	0	0	0
Total	1919	1876	43	0

**Q26b: Number of Chronically Homeless Persons by Household**

	Total	Without Children	With Children and Adults	With Only Children	Unknown Household Type
Chronically Homeless	502	502	0	0	0
Not Chronically Homeless	1417	1335	82	0	0
Client Doesn't Know/Client Refused	40	39	0	0	1
Data Not Collected	4	0	4	0	0
Total	1963	1876	86	0	1



**APPENDIX B**

**PR 26 – CDBG Financial  
Summary Report**



Office of Community Planning and Development  
U.S. Department of Housing and Urban Development  
Integrated Disbursement and Information System  
PR26 - CDBG Financial Summary Report  
Program Year 2018  
ORANGE COUNTY , CA

DATE: 09-27-19  
TIME: 11:28  
PAGE: 1

**PART I: SUMMARY OF CDBG RESOURCES**

01 UNEXPENDED CDBG FUNDS AT END OF PREVIOUS PROGRAM YEAR	1,747,132.91
02 ENTITLEMENT GRANT	3,253,262.00
03 SURPLUS URBAN RENEWAL	0.00
04 SECTION 108 GUARANTEED LOAN FUNDS	0.00
05 CURRENT YEAR PROGRAM INCOME	292,724.09
05a CURRENT YEAR SECTION 108 PROGRAM INCOME (FOR SI TYPE)	0.00
06 FUNDS RETURNED TO THE LINE-OF-CREDIT	0.00
06a FUNDS RETURNED TO THE LOCAL CDBG ACCOUNT	0.00
07 ADJUSTMENT TO COMPUTE TOTAL AVAILABLE	0.00
08 TOTAL AVAILABLE (SUM, LINES 01-07)	5,293,119.00

**PART II: SUMMARY OF CDBG EXPENDITURES**

09 DISBURSEMENTS OTHER THAN SECTION 108 REPAYMENTS AND PLANNING/ADMINISTRATION	2,751,908.51
10 ADJUSTMENT TO COMPUTE TOTAL AMOUNT SUBJECT TO LOW/MOD BENEFIT	0.00
11 AMOUNT SUBJECT TO LOW/MOD BENEFIT (LINE 09 + LINE 10)	2,751,908.51
12 DISBURSED IN IDIS FOR PLANNING/ADMINISTRATION	692,192.65
13 DISBURSED IN IDIS FOR SECTION 108 REPAYMENTS	0.00
14 ADJUSTMENT TO COMPUTE TOTAL EXPENDITURES	0.00
15 TOTAL EXPENDITURES (SUM, LINES 11-14)	3,444,101.16
16 UNEXPENDED BALANCE (LINE 08 - LINE 15)	1,849,017.84

**PART III: LOWMOD BENEFIT THIS REPORTING PERIOD**

17 EXPENDED FOR LOW/MOD HOUSING IN SPECIAL AREAS	0.00
18 EXPENDED FOR LOW/MOD MULTI-UNIT HOUSING	0.00
19 DISBURSED FOR OTHER LOW/MOD ACTIVITIES	2,751,908.51
20 ADJUSTMENT TO COMPUTE TOTAL LOW/MOD CREDIT	0.00
21 TOTAL LOW/MOD CREDIT (SUM, LINES 17-20)	2,751,908.51
22 PERCENT LOW/MOD CREDIT (LINE 21/LINE 11)	100.00%

**LOW/MOD BENEFIT FOR MULTI-YEAR CERTIFICATIONS**

23 PROGRAM YEARS(PY) COVERED IN CERTIFICATION	PY: 2016 PY: 2017 PY: 2018
24 CUMULATIVE NET EXPENDITURES SUBJECT TO LOW/MOD BENEFIT CALCULATION	10,105,895.58
25 CUMULATIVE EXPENDITURES BENEFITING LOW/MOD PERSONS	10,105,895.58
26 PERCENT BENEFIT TO LOW/MOD PERSONS (LINE 25/LINE 24)	100.00%

**PART IV: PUBLIC SERVICE (PS) CAP CALCULATIONS**

27 DISBURSED IN IDIS FOR PUBLIC SERVICES	505,225.00
28 PS UNLIQUIDATED OBLIGATIONS AT END OF CURRENT PROGRAM YEAR	0.00
29 PS UNLIQUIDATED OBLIGATIONS AT END OF PREVIOUS PROGRAM YEAR	0.00
30 ADJUSTMENT TO COMPUTE TOTAL PS OBLIGATIONS	0.00
31 TOTAL PS OBLIGATIONS (LINE 27 + LINE 28 - LINE 29 + LINE 30)	505,225.00
32 ENTITLEMENT GRANT	3,253,262.00
33 PRIOR YEAR PROGRAM INCOME	286,607.51
34 ADJUSTMENT TO COMPUTE TOTAL SUBJECT TO PS CAP	0.00
35 TOTAL SUBJECT TO PS CAP (SUM, LINES 32-34)	3,539,869.51
36 PERCENT FUNDS OBLIGATED FOR PS ACTIVITIES (LINE 31/LINE 35)	14.27%

**PART V: PLANNING AND ADMINISTRATION (PA) CAP**

37 DISBURSED IN IDIS FOR PLANNING/ADMINISTRATION	692,192.65
38 PA UNLIQUIDATED OBLIGATIONS AT END OF CURRENT PROGRAM YEAR	0.00
39 PA UNLIQUIDATED OBLIGATIONS AT END OF PREVIOUS PROGRAM YEAR	0.00
40 ADJUSTMENT TO COMPUTE TOTAL PA OBLIGATIONS	0.00
41 TOTAL PA OBLIGATIONS (LINE 37 + LINE 38 - LINE 39 +LINE 40)	692,192.65
42 ENTITLEMENT GRANT	3,253,262.00
43 CURRENT YEAR PROGRAM INCOME	292,724.09
44 ADJUSTMENT TO COMPUTE TOTAL SUBJECT TO PA CAP	0.00
45 TOTAL SUBJECT TO PA CAP (SUM, LINES 42-44)	3,545,986.09
46 PERCENT FUNDS OBLIGATED FOR PA ACTIVITIES (LINE 41/LINE 45)	19.52%

**LINE 17 DETAIL: ACTIVITIES TO CONSIDER IN DETERMINING THE AMOUNT TO ENTER ON LINE 17**

Report returned no data.

**LINE 18 DETAIL: ACTIVITIES TO CONSIDER IN DETERMINING THE AMOUNT TO ENTER ON LINE 18**

Report returned no data.

**LINE 19 DETAIL: ACTIVITIES INCLUDED IN THE COMPUTATION OF LINE 19**

Plan Year	IDIS Project	IDIS Activity	voucher Number	Activity Name	Matrix Code	National Objective	Drawn Amount
2017	11	2193	6168237	Brea Senior Center Kitchen Improvements	03A	LMC	\$1,359.55
2017	11	2193	6205815	Brea Senior Center Kitchen Improvements	03A	LMC	\$80.75
2017	11	2193	6229144	Brea Senior Center Kitchen Improvements	03A	LMC	\$10,888.47
2017	11	2193	6245120	Brea Senior Center Kitchen Improvements	03A	LMC	\$1,116.86
2017	11	2193	6264528	Brea Senior Center Kitchen Improvements	03A	LMC	\$189,058.44
2017	11	2193	6281137	Brea Senior Center Kitchen Improvements	03A	LMC	\$2,848.02
2017	11	2193	6306017	Brea Senior Center Kitchen Improvements	03A	LMC	\$3,681.39
2017	13	2195	6168237	City of Laguna Hills - Florence Sylvester Memorial Senior	03A	LMC	\$1,458.62
2017	13	2195	6205815	City of Laguna Hills - Florence Sylvester Memorial Senior	03A	LMC	\$139.22
2017	13	2195	6225924	City of Laguna Hills - Florence Sylvester Memorial Senior	03A	LMC	\$140,000.00
2017	13	2195	6229144	City of Laguna Hills - Florence Sylvester Memorial Senior	03A	LMC	\$5,343.54
2018	12	2221	6245120	City of Laguna Hills Florence Sylvester Memorial Senior Center	03A	LMC	\$996.22
2018	12	2221	6281137	City of Laguna Hills Florence Sylvester Memorial Senior Center	03A	LMC	\$3,585.92
2018	12	2221	6298772	City of Laguna Hills Florence Sylvester Memorial Senior Center	03A	LMC	\$69,242.86
					<b>03A</b>	<b>Matrix Code</b>	<b>\$429,799.86</b>
2017	10	2199	6168237	Year Round Emergency Shelter	03C	LMC	\$52,430.31
2017	10	2199	6172017	Year Round Emergency Shelter	03C	LMC	\$15,547.55
2017	10	2199	6205815	Year Round Emergency Shelter	03C	LMC	\$25,248.33
2017	10	2199	6229144	Year Round Emergency Shelter	03C	LMC	\$9,685.32
2018	18	2216	6217896	Colette's Children's Home - Placentia HOPE Project	03C	LMC	\$42,412.50
2018	18	2216	6245120	Colette's Children's Home - Placentia HOPE Project	03C	LMC	\$574.34
2018	18	2216	6253190	Colette's Children's Home - Placentia HOPE Project	03C	LMC	\$38,175.00
2018	18	2216	6270172	Colette's Children's Home - Placentia HOPE Project	03C	LMC	\$79,560.00
2018	18	2216	6279318	Colette's Children's Home - Placentia HOPE Project	03C	LMC	\$13,880.00
2018	18	2216	6279321	Colette's Children's Home - Placentia HOPE Project	03C	LMC	\$4,000.00
2018	18	2216	6281137	Colette's Children's Home - Placentia HOPE Project	03C	LMC	\$8,616.62
2018	18	2216	6294313	Colette's Children's Home - Placentia HOPE Project	03C	LMC	\$38,842.50
2018	18	2216	6294314	Colette's Children's Home - Placentia HOPE Project	03C	LMC	\$56,339.16
2018	18	2216	6294315	Colette's Children's Home - Placentia HOPE Project	03C	LMC	\$76,790.84
2018	18	2216	6299463	Colette's Children's Home - Placentia HOPE Project	03C	LMC	\$8,239.00
					<b>03C</b>	<b>Matrix Code</b>	<b>\$470,341.47</b>
2017	16	2210	6172017	County Community Center Improvements (2017)	03E	LMC	\$37,153.51
2017	16	2210	6205815	County Community Center Improvements (2017)	03E	LMC	\$11,080.25
2017	28	2203	6242312	Placentia Neighborhood Facility Improvements	03E	LMA	\$98,410.41
2018	14	2247	6229144	County of Orange Community Center Improvements PFI	03E	LMC	\$8,849.75
2018	14	2247	6281137	County of Orange Community Center Improvements PFI	03E	LMC	\$36,150.25
2018	14	2247	6299463	County of Orange Community Center Improvements PFI	03E	LMC	\$8,197.06
					<b>03E</b>	<b>Matrix Code</b>	<b>\$199,841.23</b>
2018	20	2241	6261309	Yorba Linda ADA Imp Public Facility Ramps PFI	03F	LMC	\$13,421.00
2018	20	2241	6261311	Yorba Linda ADA Imp Public Facility Ramps PFI	03F	LMC	\$15,262.00
					<b>03F</b>	<b>Matrix Code</b>	<b>\$28,683.00</b>
2018	10	2219	6245120	City of Cypress Cambridge & Bloomfield Sewer Improvements	03J	LMA	\$1,553.96
2018	10	2219	6281137	City of Cypress Cambridge & Bloomfield Sewer Improvements	03J	LMA	\$3,514.13
2018	10	2219	6299463	City of Cypress Cambridge & Bloomfield Sewer Improvements	03J	LMA	\$4,384.60
					<b>03J</b>	<b>Matrix Code</b>	<b>\$9,452.69</b>
2018	13	2217	6245120	City of Los Alamitos Apartment Row Alley	03K	LMA	\$973.27
2018	13	2217	6281137	City of Los Alamitos Apartment Row Alley	03K	LMA	\$3,752.46
2018	13	2217	6299463	City of Los Alamitos Apartment Row Alley	03K	LMA	\$1,968.70
					<b>03K</b>	<b>Matrix Code</b>	<b>\$6,694.43</b>
2017	12	2194	6205815	Laguna Woods Pedestrian Improvements Phase I	03L	LMA	\$210.31
2017	12	2194	6229144	Laguna Woods Pedestrian Improvements Phase I	03L	LMA	\$9,590.04
2017	12	2194	6245120	Laguna Woods Pedestrian Improvements Phase I	03L	LMA	\$1,790.37
2017	12	2194	6254293	Laguna Woods Pedestrian Improvements Phase I	03L	LMA	\$135,493.66
2017	14	2196	6205815	City of La Palma ADA Access	03L	LMC	\$491.69
2017	14	2196	6229144	City of La Palma ADA Access	03L	LMC	\$15,012.32
2017	14	2196	6245120	City of La Palma ADA Access	03L	LMC	\$4,088.20

2017	14	2196	6258752	City of La Palma ADA Access	03L	LMC	\$213,146.75
2017	14	2196	6258753	City of La Palma ADA Access	03L	LMC	\$48,288.25
2017	15	2197	6168237	City of Los Alamitos	03L	LMC	\$90.34
2018	11	2246	6245120	City of Laguna Woods Pedestrian Accs Imp PFI	03L	LMA	\$1,068.01
2018	11	2246	6281137	City of Laguna Woods Pedestrian Accs Imp PFI	03L	LMA	\$2,018.34
2018	11	2246	6290391	City of Laguna Woods Pedestrian Accs Imp PFI	03L	LMA	\$96,295.50
2018	11	2246	6299463	City of Laguna Woods Pedestrian Accs Imp PFI	03L	LMA	\$2,448.48
					<b>03L</b>	<b>Matrix Code</b>	<b>\$530,032.26</b>
2018	1	2248	6245512	Mercy House - Shelter Program (Armory) PS	03T	LMC	\$50,938.88
2018	1	2248	6250884	Mercy House - Shelter Program (Armory) PS	03T	LMC	\$146,942.93
2018	1	2248	6255360	Mercy House - Shelter Program (Armory) PS	03T	LMC	\$8,866.19
2018	3	2243	6308002	City of Laguna Beach Alternative Sleeping Location ASL PS	03T	LMC	\$125,856.00
					<b>03T</b>	<b>Matrix Code</b>	<b>\$332,604.00</b>
2018	19	2239	6205942	Yorba Linda Senior Nutrition Program PS	05A	LMC	\$9,942.09
2018	19	2239	6242313	Yorba Linda Senior Nutrition Program PS	05A	LMC	\$8,353.75
2018	19	2239	6298761	Yorba Linda Senior Nutrition Program PS	05A	LMC	\$9,042.06
2018	19	2239	6298766	Yorba Linda Senior Nutrition Program PS	05A	LMC	\$5,999.10
2018	28	2229	6301936	Placentia Senior Services PS	05A	LMC	\$22,142.00
					<b>05A</b>	<b>Matrix Code</b>	<b>\$55,479.00</b>
2018	4	2244	6205934	Abrazar - Midway City Community Services PS	05Z	LMC	\$3,693.22
2018	4	2244	6205938	Abrazar - Midway City Community Services PS	05Z	LMC	\$3,549.53
2018	4	2244	6205939	Abrazar - Midway City Community Services PS	05Z	LMC	\$6,016.13
2018	4	2244	6213881	Abrazar - Midway City Community Services PS	05Z	LMC	\$5,816.10
2018	4	2244	6230450	Abrazar - Midway City Community Services PS	05Z	LMC	\$6,323.18
2018	4	2244	6239594	Abrazar - Midway City Community Services PS	05Z	LMC	\$6,054.61
2018	4	2244	6253197	Abrazar - Midway City Community Services PS	05Z	LMC	\$5,981.55
2018	4	2244	6255541	Abrazar - Midway City Community Services PS	05Z	LMC	\$5,955.12
2018	4	2244	6257317	Abrazar - Midway City Community Services PS	05Z	LMC	\$6,461.16
2018	4	2244	6270170	Abrazar - Midway City Community Services PS	05Z	LMC	\$149.40
2018	27	2228	6301946	Placentia Neighborhood Services PS	05Z	LMC	\$42,142.00
2018	35	2250	6280619	El Modena Family Resource (CAPOC)	05Z	LMC	\$12,470.15
2018	35	2250	6305998	El Modena Family Resource (CAPOC)	05Z	LMC	\$12,529.85
					<b>05Z</b>	<b>Matrix Code</b>	<b>\$117,142.00</b>
2017	6	2185	6168237	City of Brea SFR Rehabilitation	14A	LMH	\$1,359.55
2017	6	2185	6205815	City of Brea SFR Rehabilitation	14A	LMH	\$405.51
2017	6	2185	6208625	City of Brea SFR Rehabilitation	14A	LMH	\$45,802.00
2017	6	2185	6229144	City of Brea SFR Rehabilitation	14A	LMH	\$9,888.26
2017	6	2185	6239593	City of Brea SFR Rehabilitation	14A	LMH	\$33,185.00
2017	7	2186	6168237	City of Cypress SFR Rehabilitation	14A	LMH	\$1,826.59
2017	9	2184	6168237	City of Seal Beach Leisure World Bathroom Accessibility	14A	LMH	\$10,404.48
2017	29	2204	6249481	Placentia Housing Rehabilitation - SFR	14A	LMH	\$30,115.00
2018	5	2214	6245120	City of Brea SFR Rehabilitation	14A	LMH	\$670.67
2018	5	2214	6281137	City of Brea SFR Rehabilitation	14A	LMH	\$1,761.62
2018	5	2214	6294311	City of Brea SFR Rehabilitation	14A	LMH	\$25,031.00
2018	5	2214	6299463	City of Brea SFR Rehabilitation	14A	LMH	\$900.95
2018	6	2218	6213882	City of Cypress SFR Rehabilitation	14A	LMH	\$62,932.50
2018	6	2218	6245120	City of Cypress SFR Rehabilitation	14A	LMH	\$1,345.40
2018	6	2218	6280621	City of Cypress SFR Rehabilitation	14A	LMH	\$6,216.00
2018	6	2218	6281137	City of Cypress SFR Rehabilitation	14A	LMH	\$3,896.28
2018	6	2218	6291854	City of Cypress SFR Rehabilitation	14A	LMH	\$35,035.75
2018	6	2218	6299463	City of Cypress SFR Rehabilitation	14A	LMH	\$1,524.35
2018	7	2242	6204976	City of Seal Beach Leisure World Bathroom Accs HR	14A	LMH	\$29,700.00
2018	7	2242	6212432	City of Seal Beach Leisure World Bathroom Accs HR	14A	LMH	\$3,560.00
2018	7	2242	6220817	City of Seal Beach Leisure World Bathroom Accs HR	14A	LMH	\$10,945.00
2018	7	2242	6230449	City of Seal Beach Leisure World Bathroom Accs HR	14A	LMH	\$16,742.72
2018	7	2242	6238944	City of Seal Beach Leisure World Bathroom Accs HR	14A	LMH	\$15,595.00
2018	7	2242	6245120	City of Seal Beach Leisure World Bathroom Accs HR	14A	LMH	\$1,447.46
2018	7	2242	6254294	City of Seal Beach Leisure World Bathroom Accs HR	14A	LMH	\$14,105.00
2018	7	2242	6256787	City of Seal Beach Leisure World Bathroom Accs HR	14A	LMH	\$29,625.00
2018	7	2242	6270567	City of Seal Beach Leisure World Bathroom Accs HR	14A	LMH	\$21,680.00
2018	7	2242	6279325	City of Seal Beach Leisure World Bathroom Accs HR	14A	LMH	\$18,405.00
2018	7	2242	6281137	City of Seal Beach Leisure World Bathroom Accs HR	14A	LMH	\$5,104.91
2018	7	2242	6291853	City of Seal Beach Leisure World Bathroom Accs HR	14A	LMH	\$19,642.28
2018	7	2242	6299463	City of Seal Beach Leisure World Bathroom Accs HR	14A	LMH	\$2,450.90



2018	8	2220	6239591	City of Stanton Housing Rehabilitation Program	14A	LMH	\$2,692.14
2018	8	2220	6281137	City of Stanton Housing Rehabilitation Program	14A	LMH	\$2,348.43
2018	8	2220	6294308	City of Stanton Housing Rehabilitation Program	14A	LMH	\$3,627.50
2018	8	2220	6294310	City of Stanton Housing Rehabilitation Program	14A	LMH	\$7,760.00
2018	8	2220	6299463	City of Stanton Housing Rehabilitation Program	14A	LMH	\$1,110.15
2018	21	2240	6205940	Yorba Linda Neighborhood Improvement HR	14A	LMH	\$11,750.00
2018	21	2240	6308509	Yorba Linda Neighborhood Improvement HR	14A	LMH	\$37,328.85
2018	21	2240	6308510	Yorba Linda Neighborhood Improvement HR	14A	LMH	\$4,948.21
					<b>14A</b>	<b>Matrix Code</b>	<b>\$532,869.46</b>
2017	38	2209	6242311	Placentia - Facade Improvements - HR	14E	LMC	\$38,969.11
					<b>14E</b>	<b>Matrix Code</b>	<b>\$38,969.11</b>
<b>Total</b>							<b>\$2,751,908.51</b>

**LINE 27 DETAIL: ACTIVITIES INCLUDED IN THE COMPUTATION OF LINE 27**

Plan Year	IDIS Project	IDIS Activity	voucher Number	Activity Name	matrix Code	National Objective	Drawn Amount
2018	1	2248	6245512	Mercy House - Shelter Program (Armory) PS	03T	LMC	\$50,938.88
2018	1	2248	6250884	Mercy House - Shelter Program (Armory) PS	03T	LMC	\$146,942.93
2018	1	2248	6255360	Mercy House - Shelter Program (Armory) PS	03T	LMC	\$8,866.19
2018	3	2243	6308002	City of Laguna Beach Alternative Sleeping Location ASL PS	03T	LMC	\$125,856.00
					<b>03T</b>	<b>Matrix Code</b>	<b>\$332,604.00</b>
2018	19	2239	6205942	Yorba Linda Senior Nutrition Program PS	05A	LMC	\$9,942.09
2018	19	2239	6242313	Yorba Linda Senior Nutrition Program PS	05A	LMC	\$8,353.75
2018	19	2239	6298761	Yorba Linda Senior Nutrition Program PS	05A	LMC	\$9,042.06
2018	19	2239	6298766	Yorba Linda Senior Nutrition Program PS	05A	LMC	\$5,999.10
2018	28	2229	6301936	Placentia Senior Services PS	05A	LMC	\$22,142.00
					<b>05A</b>	<b>Matrix Code</b>	<b>\$55,479.00</b>
2018	4	2244	6205934	Abrazar - Midway City Community Services PS	05Z	LMC	\$3,693.22
2018	4	2244	6205938	Abrazar - Midway City Community Services PS	05Z	LMC	\$3,549.53
2018	4	2244	6205939	Abrazar - Midway City Community Services PS	05Z	LMC	\$6,016.13
2018	4	2244	6213881	Abrazar - Midway City Community Services PS	05Z	LMC	\$5,816.10
2018	4	2244	6230450	Abrazar - Midway City Community Services PS	05Z	LMC	\$6,323.18
2018	4	2244	6239594	Abrazar - Midway City Community Services PS	05Z	LMC	\$6,054.61
2018	4	2244	6253197	Abrazar - Midway City Community Services PS	05Z	LMC	\$5,981.55
2018	4	2244	6255541	Abrazar - Midway City Community Services PS	05Z	LMC	\$5,955.12
2018	4	2244	6257317	Abrazar - Midway City Community Services PS	05Z	LMC	\$6,461.16
2018	4	2244	6270170	Abrazar - Midway City Community Services PS	05Z	LMC	\$149.40
2018	27	2228	6301946	Placentia Neighborhood Services PS	05Z	LMC	\$42,142.00
2018	35	2250	6280619	El Modena Family Resource (CAPOC)	05Z	LMC	\$12,470.15
2018	35	2250	6305998	El Modena Family Resource (CAPOC)	05Z	LMC	\$12,529.85
					<b>05Z</b>	<b>Matrix Code</b>	<b>\$117,142.00</b>
<b>Total</b>							<b>\$505,225.00</b>

**LINE 37 DETAIL: ACTIVITIES INCLUDED IN THE COMPUTATION OF LINE 37**

Plan Year	IDIS Project	IDIS Activity	voucher Number	Activity Name	matrix Code	National Objective	Drawn Amount
2017	18	2175	6168237	County of Orange - Administration (CDBG)	21A		\$63,637.56
2017	18	2175	6172017	County of Orange - Administration (CDBG)	21A		\$14,158.03
2017	21	2178	6168237	County of Orange - Admin. for Aliso Viejo (Metro)	21A		\$4,333.96
2017	24	2177	6168237	County of Orange - Admin for Placentia (Metro)	21A		\$6,543.60
2017	31	2179	6168237	County of Orange Admin. for Yorba Linda (Metro)	21A		\$4,000.30
2018	16	2226	6205815	County of Orange Administration (CDBG)	21A		\$104,160.51
2018	16	2226	6229144	County of Orange Administration (CDBG)	21A		\$108,208.94
2018	16	2226	6245120	County of Orange Administration (CDBG)	21A		\$63,366.26
2018	16	2226	6281137	County of Orange Administration (CDBG)	21A		\$170,585.95
2018	16	2226	6299463	County of Orange Administration (CDBG)	21A		\$39,555.33
2018	16	2226	6300855	County of Orange Administration (CDBG)	21A		\$205.83
2018	23	2237	6281137	County of Orange - Admin for Yorba Linda (Metro)	21A		\$6,646.20
2018	32	2235	6301940	City of Placentia Administration	21A		\$42,856.00
2018	33	2236	6281137	County of Orange - Admin for Placentia (Metro)	21A		\$11,286.15
2018	33	2236	6299463	County of Orange - Admin for Placentia (Metro)	21A		\$648.03
					<b>21A</b>	<b>Matrix Code</b>	<b>\$640,192.65</b>
2018	15	2245	6209297	OC Fair Housing - Urban County Fair Housing	21D		\$15,130.50
2018	15	2245	6257281	OC Fair Housing - Urban County Fair Housing	21D		\$12,313.02

2018	15	2245	6261307	OC Fair Housing - Urban County Fair Housing	21D		\$11,717.83
2018	15	2245	6293269	OC Fair Housing - Urban County Fair Housing	21D		\$12,838.65
					<b>21D</b>	<b>Matrix Code</b>	<b>\$52,000.00</b>
<b>Total</b>							<b>\$692,192.65</b>

# APPENDIX C

## IDIS Reports

1. PR 03 – Summary of CDBG Activities
2. PR 22 – Status of HOME/TCAP Activities
3. PR 33 – HOME Match Liability Report
4. PR 91 – ESG Financial Summary

# PR 03 – Summary of CDBG Activities



U.S. Department of Housing and Urban Development  
Office of Community Planning and Development  
Integrated Disbursement and Information System  
CDBG Activity Summary Report (GPR) for Program Year 2018  
ORANGE COUNTY

Date: 27-Sep-2019  
Time: 9:37  
Page: 1

**PGM Year:** 1994  
**Project:** 0002 - CONVERTED CDBG ACTIVITIES  
**IDIS Activity:** 2 - CDBG COMMITTED FUNDS ADJUSTMENT

**Status:** Open  
**Location:** ,

**Objective:**  
**Outcome:**  
**Matrix Code:** General Program Administration (21A) **National Objective:**

**Initial Funding Date:** 01/01/0001

**Description:**

**Financing**


	Fund Type	Grant Year	Grant	Funded Amount	Drawn In Program Year	Drawn Thru Program Year
CDBG	EN	Pre-2015		\$50,263,644.74	\$0.00	\$0.00
		1984	B84UC060504		\$0.00	\$5,401,000.00
		1985	B85UC060504		\$0.00	\$5,217,413.00
		1988	B88UC060504		\$0.00	\$4,459,000.00
		1989	B89UC060504		\$0.00	\$4,616,000.00
		1990	B90UC060504		\$0.00	\$4,507,000.00
		1991	B91UC060504		\$0.00	\$5,036,000.00
		1992	B92UC060504		\$0.00	\$5,415,000.00
		1993	B93UC060504		\$0.00	\$6,361,000.00
		1994	B94UC060504		\$0.00	\$5,427,000.00
		1995	B95UC060504		\$0.00	\$3,789,231.74
		1996	B96UC060504		\$0.00	\$35,000.00
<b>Total</b>	<b>Total</b>			<b>\$50,263,644.74</b>	<b>\$0.00</b>	<b>\$50,263,644.74</b>

**Proposed Accomplishments**

**Actual Accomplishments**

*Number assisted:*

	Owner		Renter		Total		Person	
	Total	Hispanic	Total	Hispanic	Total	Hispanic	Total	Hispanic
White:					0	0		
Black/African American:					0	0		
Asian:					0	0		
American Indian/Alaskan Native:					0	0		
Native Hawaiian/Other Pacific Islander:					0	0		
American Indian/Alaskan Native & White:					0	0		
Asian White:					0	0		



U.S. Department of Housing and Urban Development  
Office of Community Planning and Development  
Integrated Disbursement and Information System  
CDBG Activity Summary Report (GPR) for Program Year 2018  
ORANGE COUNTY

Date: 27-Sep-2019  
Time: 9:37  
Page: 2

Black/African American & White:	0	0							
American Indian/Alaskan Native & Black/African American:	0	0							
Other multi-racial:	0	0							
Asian/Pacific Islander:	0	0							
Hispanic:	0	0							
<b>Total:</b>	<b>0</b>	<b>0</b>	<b>0</b>	<b>0</b>	<b>0</b>	<b>0</b>	<b>0</b>	<b>0</b>	<b>0</b>
Female-headed Households:	0								

<i>Income Category:</i>	<b>Owner</b>	<b>Renter</b>	<b>Total</b>	<b>Person</b>
Extremely Low			0	
Low Mod			0	
Moderate			0	
Non Low Moderate			0	
Total	0	0	0	0
Percent Low/Mod				

Annual Accomplishments

No data returned for this view. This might be because the applied filter excludes all data.



U.S. Department of Housing and Urban Development  
Office of Community Planning and Development  
Integrated Disbursement and Information System  
CDBG Activity Summary Report (GPR) for Program Year 2018  
ORANGE COUNTY

Date: 27-Sep-2019  
Time: 9:37  
Page: 3

**PGM Year:** 2016  
**Project:** 0011 - ADA Accessible Curb Ramps(La Palma)  
**IDIS Activity:** 2138 - City of La Palma - La Palma ADA Accessible Curb Ramps

**Status:** Completed 8/29/2018 6:41:33 PM  
**Location:** 7822 Walker St La Palma, CA 90623-1721

**Objective:** Create suitable living environments  
**Outcome:** Availability/accessibility  
**Matrix Code:** Sidewalks (03L)

**National Objective:** LMC

**Initial Funding Date:** 11/02/2016

**Description:**

Funds will be used to remove barriers by installing 63 ADA compliant curb ramps.

**Financing**

	Fund Type	Grant Year	Grant	Funded Amount	Drawn In Program Year	Drawn Thru Program Year
CDBG	EN	2015	B15UC060504	\$202,500.63	\$0.00	\$202,500.63
	PI			\$9,499.37	\$0.00	\$9,499.37
<b>Total</b>	<b>Total</b>			<b>\$212,000.00</b>	<b>\$0.00</b>	<b>\$212,000.00</b>

**Proposed Accomplishments**

People (General) : 15,892


**Actual Accomplishments**

*Number assisted:*

	Owner		Renter		Total		Person	
	Total	Hispanic	Total	Hispanic	Total	Hispanic	Total	Hispanic
White:	0	0	0	0	0	0	5,782	1,788
Black/African American:	0	0	0	0	0	0	435	0
Asian:	0	0	0	0	0	0	3,979	0
American Indian/Alaskan Native:	0	0	0	0	0	0	0	0
Native Hawaiian/Other Pacific Islander:	0	0	0	0	0	0	0	0
American Indian/Alaskan Native & White:	0	0	0	0	0	0	0	0
Asian White:	0	0	0	0	0	0	0	0
Black/African American & White:	0	0	0	0	0	0	0	0
American Indian/Alaskan Native & Black/African American:	0	0	0	0	0	0	0	0
Other multi-racial:	0	0	0	0	0	0	1,015	0
Asian/Pacific Islander:	0	0	0	0	0	0	0	0
Hispanic:	0	0	0	0	0	0	0	0
<b>Total:</b>	<b>0</b>	<b>0</b>	<b>0</b>	<b>0</b>	<b>0</b>	<b>0</b>	<b>11,211</b>	<b>1,788</b>

Female-headed Households:

0 0 0



U.S. Department of Housing and Urban Development  
Office of Community Planning and Development  
Integrated Disbursement and Information System  
CDBG Activity Summary Report (GPR) for Program Year 2018  
ORANGE COUNTY

Date: 27-Sep-2019  
Time: 9:37  
Page: 4

*Income Category:*

	Owner	Renter	Total	Person
Extremely Low	0	0	0	1,281
Low Mod	0	0	0	3,605
Moderate	0	0	0	3,267
Non Low Moderate	0	0	0	3,058
Total	0	0	0	11,211
Percent Low/Mod				72.7%

**Annual Accomplishments**

Years	Accomplishment Narrative	# Benefitting
2017	June 30, 2016 - December 31, 2017 (Final GPR)- Replaced or installed 66 ADA compliant curb ramps throughout the City. cw 8/6/18	





U.S. Department of Housing and Urban Development  
Office of Community Planning and Development  
Integrated Disbursement and Information System  
CDBG Activity Summary Report (GPR) for Program Year 2018  
ORANGE COUNTY

Date: 27-Sep-2019  
Time: 9:37  
Page: 5

**PGM Year:** 2016  
**Project:** 0016 - Community Center Accessibility Improvement Project (Stanton)  
**IDIS Activity:** 2144 - City of Stanton - Community Center Accessibility Improvement Project

**Status:** Completed 7/10/2018 12:38:25 PM  
**Location:** 7800 Katella Ave Stanton, CA 90680-3123

**Objective:** Create suitable living environments  
**Outcome:** Availability/accessibility  
**Matrix Code:** Neighborhood Facilities (03E)

**National Objective:** LMA

**Initial Funding Date:** 11/03/2016

**Description:**

Funds will be used to design, removal and reconstruction of existing concrete and landscaping areas to correct health and safety issues and upgrading the existing accessibility ramps to be ADA compliant.

**Financing**

	Fund Type	Grant Year	Grant	Funded Amount	Drawn In Program Year	Drawn Thru Program Year
CDBG	EN	2015	B15UC060504	\$216,342.86	\$0.00	\$216,342.86
	PI			\$8,554.14	\$0.00	\$8,554.14
<b>Total</b>	<b>Total</b>			<b>\$224,897.00</b>	<b>\$0.00</b>	<b>\$224,897.00</b>

**Proposed Accomplishments**

Public Facilities : 3,105

Total Population in Service Area: 4,675

Census Tract Percent Low / Mod: 57.22

**Annual Accomplishments**

Years	Accomplishment Narrative	# Benefitting
2016	July 1 - December 31, 2016 - The project is expected to assist 3260 residents and completion date is projected to be the end of 2017. cw 2/6/17	
	January 1, 2017 - December 31, 2017 - Contract has been extended through 6/30/18 and the project is estimated to be completed by 6/30/18. cw 1/30/18	
	January 1 - February 28, 2018 - Project is in process of being completed. cw 3/29/18	
	For period through March 31, 2018 - Project still underway. The project is expected to be completed by June 2018. cw 6/6/18	
	Final GPR - Project is completed and will assist 3,260 City's resident in enjoying all the programs the Community Development has to offer. cw 6/27/18	



U.S. Department of Housing and Urban Development  
Office of Community Planning and Development  
Integrated Disbursement and Information System  
CDBG Activity Summary Report (GPR) for Program Year 2018  
ORANGE COUNTY

Date: 27-Sep-2019  
Time: 9:37  
Page: 6

**PGM Year:** 2017  
**Project:** 0018 - Administration (CDBG)  
**IDIS Activity:** 2175 - County of Orange - Administration (CDBG)

**Status:** Completed 8/30/2018 4:34:34 PM  
**Location:** ,

**Objective:**  
**Outcome:**  
**Matrix Code:** General Program Administration (21A) **National Objective:**

**Initial Funding Date:** 11/13/2017

**Description:**

Funds will be utilized for administration of HUD-Sponsored Urban County program.  
Includes salaries, benefits, supplies and materials.

**Financing**


	Fund Type	Grant Year	Grant	Funded Amount	Drawn In Program Year	Drawn Thru Program Year
CDBG	EN	2017	B17UC060504	\$333,338.20	\$74,300.56	\$333,338.20
	PI			\$153,521.31	\$3,495.03	\$153,521.31
<b>Total</b>	<b>Total</b>			<b>\$486,859.51</b>	<b>\$77,795.59</b>	<b>\$486,859.51</b>

**Proposed Accomplishments**

**Actual Accomplishments**

*Number assisted:*

	Owner		Renter		Total		Person	
	Total	Hispanic	Total	Hispanic	Total	Hispanic	Total	Hispanic
White:					0	0		
Black/African American:					0	0		
Asian:					0	0		
American Indian/Alaskan Native:					0	0		
Native Hawaiian/Other Pacific Islander:					0	0		
American Indian/Alaskan Native & White:					0	0		
Asian White:					0	0		
Black/African American & White:					0	0		
American Indian/Alaskan Native & Black/African American:					0	0		
Other multi-racial:					0	0		
Asian/Pacific Islander:					0	0		
Hispanic:					0	0		
<b>Total:</b>	<b>0</b>	<b>0</b>	<b>0</b>	<b>0</b>	<b>0</b>	<b>0</b>	<b>0</b>	<b>0</b>
Female-headed Households:					0			



U.S. Department of Housing and Urban Development  
Office of Community Planning and Development  
Integrated Disbursement and Information System  
CDBG Activity Summary Report (GPR) for Program Year 2018  
ORANGE COUNTY

Date: 27-Sep-2019

Time: 9:37

Page: 7

*Income Category:*

	Owner	Renter	Total	Person
Extremely Low			0	
Low Mod			0	
Moderate			0	
Non Low Moderate			0	
Total	0	0	0	0
Percent Low/Mod				

**Annual Accomplishments**

No data returned for this view. This might be because the applied filter excludes all data.



U.S. Department of Housing and Urban Development  
Office of Community Planning and Development  
Integrated Disbursement and Information System  
CDBG Activity Summary Report (GPR) for Program Year 2018  
ORANGE COUNTY

Date: 27-Sep-2019  
Time: 9:37  
Page: 8

**PGM Year:** 2017  
**Project:** 0024 - Administration County (Placentia)  
**IDIS Activity:** 2177 - County of Orange - Admin for Placentia (Metro)

**Status:** Completed 8/30/2018 4:31:01 PM  
**Location:** ,

**Objective:**  
**Outcome:**  
**Matrix Code:** General Program Administration (21A) **National Objective:**

**Initial Funding Date:** 12/28/2017

**Description:**

Funds will be used for County's administration of City of Placentia HUD-sponsored programs, CAPER and AAP.

**Financing**

	Fund Type	Grant Year	Grant	Funded Amount	Drawn In Program Year	Drawn Thru Program Year
CDBG	EN	2016	B16UC060504	\$40,479.00	\$6,543.60	\$40,479.00
<b>Total</b>	<b>Total</b>			<b>\$40,479.00</b>	<b>\$6,543.60</b>	<b>\$40,479.00</b>

**Proposed Accomplishments**

**Actual Accomplishments**

*Number assisted:*

	<b>Owner</b>		<b>Renter</b>		<b>Total</b>		<b>Person</b>	
	Total	Hispanic	Total	Hispanic	Total	Hispanic	Total	Hispanic
White:					0	0		
Black/African American:					0	0		
Asian:					0	0		
American Indian/Alaskan Native:					0	0		
Native Hawaiian/Other Pacific Islander:					0	0		
American Indian/Alaskan Native & White:					0	0		
Asian White:					0	0		
Black/African American & White:					0	0		
American Indian/Alaskan Native & Black/African American:					0	0		
Other multi-racial:					0	0		
Asian/Pacific Islander:					0	0		
Hispanic:					0	0		
<b>Total:</b>	<b>0</b>	<b>0</b>	<b>0</b>	<b>0</b>	<b>0</b>	<b>0</b>	<b>0</b>	<b>0</b>

Female-headed Households:

0

*Income Category:*

**Owner Renter Total Person**



U.S. Department of Housing and Urban Development  
Office of Community Planning and Development  
Integrated Disbursement and Information System  
CDBG Activity Summary Report (GPR) for Program Year 2018  
ORANGE COUNTY

Date: 27-Sep-2019


Time: 9:37

Page: 9

Extremely Low			0	
Low Mod			0	
Moderate			0	
Non Low Moderate			0	
Total	0	0	0	0
Percent Low/Mod				

**Annual Accomplishments**

No data returned for this view. This might be because the applied filter excludes all data.



U.S. Department of Housing and Urban Development  
Office of Community Planning and Development  
Integrated Disbursement and Information System  
CDBG Activity Summary Report (GPR) for Program Year 2018  
ORANGE COUNTY

Date: 27-Sep-2019  
Time: 9:37  
Page: 10

**PGM Year:** 2017  
**Project:** 0021 - Administration County (Aliso Viejo)  
**IDIS Activity:** 2178 - County of Orange - Admin. for Aliso Viejo (Metro)

**Status:** Completed 8/30/2018 4:29:45 PM  
**Location:** ,

**Objective:**  
**Outcome:**  
**Matrix Code:** General Program Administration (21A) **National Objective:**

**Initial Funding Date:** 12/28/2017

**Description:**

Funds will be used for County's administration of City of Aliso Viejo HUD-sponsored programs, CAPER and AAP.

**Financing**

	Fund Type	Grant Year	Grant	Funded Amount	Drawn In Program Year	Drawn Thru Program Year
CDBG	EN	2016	B16UC060504	\$22,461.00	\$4,333.96	\$22,461.00
<b>Total</b>	<b>Total</b>			<b>\$22,461.00</b>	<b>\$4,333.96</b>	<b>\$22,461.00</b>

**Proposed Accomplishments**

**Actual Accomplishments**

*Number assisted:*


	<b>Owner</b>		<b>Renter</b>		<b>Total</b>		<b>Person</b>	
	Total	Hispanic	Total	Hispanic	Total	Hispanic	Total	Hispanic
White:					0	0		
Black/African American:					0	0		
Asian:					0	0		
American Indian/Alaskan Native:					0	0		
Native Hawaiian/Other Pacific Islander:					0	0		
American Indian/Alaskan Native & White:					0	0		
Asian White:					0	0		
Black/African American & White:					0	0		
American Indian/Alaskan Native & Black/African American:					0	0		
Other multi-racial:					0	0		
Asian/Pacific Islander:					0	0		
Hispanic:					0	0		
<b>Total:</b>	<b>0</b>	<b>0</b>	<b>0</b>	<b>0</b>	<b>0</b>	<b>0</b>	<b>0</b>	<b>0</b>

Female-headed Households:

0

*Income Category:*

**Owner Renter Total Person**



U.S. Department of Housing and Urban Development  
Office of Community Planning and Development  
Integrated Disbursement and Information System  
CDBG Activity Summary Report (GPR) for Program Year 2018  
ORANGE COUNTY

Date: 27-Sep-2019  
Time: 9:37  
Page: 11

Extremely Low			0	
Low Mod			0	
Moderate			0	
Non Low Moderate			0	
Total	0	0	0	0
Percent Low/Mod				

Annual Accomplishments

No data returned for this view. This might be because the applied filter excludes all data.



U.S. Department of Housing and Urban Development  
Office of Community Planning and Development  
Integrated Disbursement and Information System  
CDBG Activity Summary Report (GPR) for Program Year 2018  
ORANGE COUNTY

Date: 27-Sep-2019  
Time: 9:37  
Page: 12

**PGM Year:** 2017  
**Project:** 0031 - Administration County (Yorba Linda)  
**IDIS Activity:** 2179 - County of Orange Admin. for Yorba Linda (Metro)

**Status:** Completed 8/30/2018 4:28:54 PM  
**Location:** ,

**Objective:**  
**Outcome:**  
**Matrix Code:** General Program Administration (21A) **National Objective:**

**Initial Funding Date:** 12/28/2017

**Description:**

Funds will be used for County's administration of City of Yorba Linda HUD-sponsored programs, CAPER and AAP.

**Financing**

	Fund Type	Grant Year	Grant	Funded Amount	Drawn In Program Year	Drawn Thru Program Year
CDBG	EN	2016	B16UC060504	\$20,078.00	\$4,000.30	\$20,078.00
<b>Total</b>	<b>Total</b>			<b>\$20,078.00</b>	<b>\$4,000.30</b>	<b>\$20,078.00</b>

**Proposed Accomplishments**

**Actual Accomplishments**

*Number assisted:*

	<b>Owner</b>		<b>Renter</b>		<b>Total</b>		<b>Person</b>	
	Total	Hispanic	Total	Hispanic	Total	Hispanic	Total	Hispanic
White:					0	0		
Black/African American:					0	0		
Asian:					0	0		
American Indian/Alaskan Native:					0	0		
Native Hawaiian/Other Pacific Islander:					0	0		
American Indian/Alaskan Native & White:					0	0		
Asian White:					0	0		
Black/African American & White:					0	0		
American Indian/Alaskan Native & Black/African American:					0	0		
Other multi-racial:					0	0		
Asian/Pacific Islander:					0	0		
Hispanic:					0	0		
<b>Total:</b>	<b>0</b>	<b>0</b>	<b>0</b>	<b>0</b>	<b>0</b>	<b>0</b>	<b>0</b>	<b>0</b>

Female-headed Households:

0

*Income Category:*

**Owner Renter Total Person**





U.S. Department of Housing and Urban Development  
Office of Community Planning and Development  
Integrated Disbursement and Information System  
CDBG Activity Summary Report (GPR) for Program Year 2018  
ORANGE COUNTY

Date: 27-Sep-2019

Time: 9:37

Page: 13

Extremely Low			0	
Low Mod			0	
Moderate			0	
Non Low Moderate			0	
Total	0	0	0	0
Percent Low/Mod				

**Annual Accomplishments**

No data returned for this view. This might be because the applied filter excludes all data.



U.S. Department of Housing and Urban Development  
Office of Community Planning and Development  
Integrated Disbursement and Information System  
CDBG Activity Summary Report (GPR) for Program Year 2018  
ORANGE COUNTY

Date: 27-Sep-2019  
Time: 9:37  
Page: 14

**PGM Year:** 2017  
**Project:** 0004 - Midway City Community Services and Education Center  
**IDIS Activity:** 2181 - Midway City Community Center

**Status:** Completed 8/30/2018 2:08:31 PM  
**Location:** 14900 Park Ln Midway City, CA 92655-1128

**Objective:** Create suitable living environments  
**Outcome:** Availability/accessibility  
**Matrix Code:** Other Public Services Not Listed in  
05A-05Y, 03T (05Z)

**National Objective:** LMC

**Initial Funding Date:** 12/28/2017

**Description:**

Funds will be used to provide social services programming at the Community Center.

Services provided include: educational, recreational, cultural and senior citizen programming, transportation, employment, health and medical information and referrals.

**Financing**

	Fund Type	Grant Year	Grant	Funded Amount	Drawn In Program Year	Drawn Thru Program Year
CDBG	EN	Pre-2015		\$3,655.05	\$0.00	\$0.00
		2014	B14UC060504		\$0.00	\$3,655.05
		2015	B15UC060504	\$35,920.43	\$0.00	\$35,920.43
	PI			\$4,062.76	\$0.00	\$4,062.76
<b>Total</b>	<b>Total</b>			<b>\$43,638.24</b>	<b>\$0.00</b>	<b>\$43,638.24</b>

**Proposed Accomplishments**

People (General) : 1,075

**Actual Accomplishments**

Number assisted:

	Owner		Renter		Total		Person	
	Total	Hispanic	Total	Hispanic	Total	Hispanic	Total	Hispanic
White:	0	0	0	0	0	0	211	164
Black/African American:	0	0	0	0	0	0	1	0
Asian:	0	0	0	0	0	0	836	0
American Indian/Alaskan Native:	0	0	0	0	0	0	0	0
Native Hawaiian/Other Pacific Islander:	0	0	0	0	0	0	6	0
American Indian/Alaskan Native & White:	0	0	0	0	0	0	0	0
Asian White:	0	0	0	0	0	0	18	0
Black/African American & White:	0	0	0	0	0	0	0	0
American Indian/Alaskan Native & Black/African American:	0	0	0	0	0	0	0	0
Other multi-racial:	0	0	0	0	0	0	6	0
Asian/Pacific Islander:	0	0	0	0	0	0	0	0
Hispanic:	0	0	0	0	0	0	0	0



U.S. Department of Housing and Urban Development  
Office of Community Planning and Development  
Integrated Disbursement and Information System  
CDBG Activity Summary Report (GPR) for Program Year 2018  
ORANGE COUNTY

Date: 27-Sep-2019  
Time: 9:37  
Page: 15

<b>Total:</b>	<b>0</b>	<b>0</b>	<b>0</b>	<b>0</b>	<b>0</b>	<b>0</b>	<b>1,078</b>	<b>164</b>
---------------	----------	----------	----------	----------	----------	----------	--------------	------------

Female-headed Households:	0	0	0	0	0	0	0	0
---------------------------	---	---	---	---	---	---	---	---

*Income Category:*

	Owner	Renter	Total	Person
Extremely Low	0	0	0	1,046
Low Mod	0	0	0	31
Moderate	0	0	0	1
Non Low Moderate	0	0	0	0
Total	0	0	0	1,078
Percent Low/Mod				100.0%

**Annual Accomplishments**

Years	Accomplishment Narrative	# Benefitting
2017	<p>Funds will be used to provide social services programming at the Community Center. Services provided include: educational, recreational, cultural and senior citizen programming, transportation, employment, health and medical information and referrals.</p> <p>7/1/17 - 7/31/17 - Clients received multiple services (Translation, document preparation, emergency food, health and wellness activities, etc. Additionally provided free breakfast and lunch to over 150 youth (18 and under) during summer and re-enroll participants for new fiscal year into the PRIDE STEAM SUMMER ACADEMY (over 188 students enrolled in the program). A total of 716 unduplicated clients were served. cw 2/27/18</p> <p>8/1/17 - 8/31/17 - An additional 121 unduplicated clients were served for a total of 827. cw 2/27/18</p> <p>9/1/17 - 9/31/17 - An additional 54 unduplicated clients were served for a total of 891. cw 2/27/18</p> <p>10/1/17 - 10/31/17 - An additional 36 unduplicated clients were served for a total of 927. cw 2/27/18</p> <p>11/1/17 - 11/30/17 - An additional 37 unduplicated clients were served for a total of 964. cw 2/27/18</p> <p>12/1/17 - 12/31/17 - An additional 22 unduplicated clients were served for a total of 986. cw 2/27/18</p> <p>1/1/18 - 1/31/18 - An additional 19 unduplicated clients were served for a total of 1005. cw 3/29/18</p> <p>2/1/18 - 2/28/18 - An additional 7 unduplicated clients were served for a total of 1012. cw 4/5/18</p> <p>3/1/18 - 3/31/18 - An additional 29 unduplicated clients were served for a total of 1041. cw 5/2/18</p> <p>4/1/18 - 4/30/18 - An additional 19 unduplicated clients were served for a total of 1060. cw 6/6/18</p> <p>5/1/18 - 5/31/18 (Final) - an additional 18 unduplicated clients were served for a total of 1078. cw 6/14/18</p> <p>Reprogrammed \$11.76 and closed out activity. cw 8/30/18</p>	



U.S. Department of Housing and Urban Development  
Office of Community Planning and Development  
Integrated Disbursement and Information System  
CDBG Activity Summary Report (GPR) for Program Year 2018  
ORANGE COUNTY

Date: 27-Sep-2019  
Time: 9:37  
Page: 16

**PGM Year:** 2017  
**Project:** 0005 - El Modena Community Family Resource Center  
**IDIS Activity:** 2182 - El Modena Community Center

**Status:** Completed 8/30/2018 4:24:54 PM  
**Location:** 18672 E Center Ave Orange, CA 92869-3520

**Objective:** Create suitable living environments  
**Outcome:** Availability/accessibility  
**Matrix Code:** Other Public Services Not Listed in 05A-05Y, 03T (05Z)

**National Objective:** LMC

**Initial Funding Date:** 12/28/2017

**Description:**

Funds will be used to provide social services programming.

Services provided include:recreational, educational and cultural programming, health services, employment information and referrals, and senior citizen activities.

**Financing**

	Fund Type	Grant Year	Grant	Funded Amount	Drawn In Program Year	Drawn Thru Program Year
CDBG	EN	2015	B15UC060504	\$43,650.00	\$0.00	\$43,650.00
<b>Total</b>	<b>Total</b>			<b>\$43,650.00</b>	<b>\$0.00</b>	<b>\$43,650.00</b>

**Proposed Accomplishments**

People (General) : 1,000

**Actual Accomplishments**

*Number assisted:*

	Owner		Renter		Total		Person	
	Total	Hispanic	Total	Hispanic	Total	Hispanic	Total	Hispanic
White:	0	0	0	0	0	0	1,282	1,197
Black/African American:	0	0	0	0	0	0	17	0
Asian:	0	0	0	0	0	0	58	0
American Indian/Alaskan Native:	0	0	0	0	0	0	2	0
Native Hawaiian/Other Pacific Islander:	0	0	0	0	0	0	4	0
American Indian/Alaskan Native & White:	0	0	0	0	0	0	0	0
Asian White:	0	0	0	0	0	0	0	0
Black/African American & White:	0	0	0	0	0	0	0	0
American Indian/Alaskan Native & Black/African American:	0	0	0	0	0	0	0	0
Other multi-racial:	0	0	0	0	0	0	4	0
Asian/Pacific Islander:	0	0	0	0	0	0	0	0
Hispanic:	0	0	0	0	0	0	0	0
<b>Total:</b>	<b>0</b>	<b>0</b>	<b>0</b>	<b>0</b>	<b>0</b>	<b>0</b>	<b>1,367</b>	<b>1,197</b>
Female-headed Households:	0		0		0			



U.S. Department of Housing and Urban Development  
Office of Community Planning and Development  
Integrated Disbursement and Information System  
CDBG Activity Summary Report (GPR) for Program Year 2018  
ORANGE COUNTY

Date: 27-Sep-2019  
Time: 9:37  
Page: 17

*Income Category:*

	Owner	Renter	Total	Person
Extremely Low	0	0	0	1,161
Low Mod	0	0	0	180
Moderate	0	0	0	26
Non Low Moderate	0	0	0	0
Total	0	0	0	1,367
Percent Low/Mod				100.0%

**Annual Accomplishments**

Years	Accomplishment Narrative	# Benefitting
2017	<p>Funds will be used to provide social services programming. Services provided include: recreational, educational and cultural programming, health services, employment information and referrals, and senior citizen activities for a minimum of 1000 people.</p> <p>7/1/17 - 7/31/17 - Social Svcs (SS): OCHCA-WIC 11; OCSSA-MediCal &amp; Cal Fresh 7; Karate 38, YMCA 39; SeniorServ 11; F.A.C.E.S. Parenting Class 2; WTLC PE 5; Total SS: 113; Support Svcs (SPS): Access Svc 12; Family Advocacy 3; Emergency Food 4; Summer Teen Camp 16; Senior Program 11; Total SPS 46, 2-27-18 cw</p> <p>8/1/17 - 8/31/17 - SS RSCCD-ESL 10; OCHCA-WIC 11; OCSSA MediCal/Food Stamps 4; Access 14; F.A.C.E.S. Individual 1; Parenting 2, WTLC 2; Total SS 44; SPS Access Svc 4; Case Mgmt. 6; Emerg. Food 7; Resources 2; Backpacks 185, Teen Program 5; SPS 209 cw 2-27-18</p> <p>9/1/17 - 9/30/17 - SS RSCCD-ESL 9; OCSSA MediCal/Food Stamps 7; MediCal/Cal Fresh 5; Access 2; YMCA 3; SeniorServ 3; F.A.C.E.S. Crisis 2; Individual 1; Family 1; Parenting 4; WTLC 1; Total SS 38; SPS Access Svc 6; Family Adv 7; Immigration 2; Emerg. Food 3; Teen Program 11; Senior Program 3; SPS 32 cw 2-27-18</p> <p>10/1/17 - 10/31/17 - SS RSCCD-ESL 1; OCHCA-WIC 10; OCSSA MediCal/Food Stamps 6; SeniorServ 2; F.A.C.E.S. Crisis 4; Individual 4; Family 3; Parenting 10, Total SS 40; SPS Access Svc 7; Family Advocacy 4; Emerg. Food 8; Senior Program 2; SPS 21 cw 2-27-18</p> <p>11/1/17 - 11/30/17 -SS RSCCD-ESL 1; OCHCA-WIC 8; OCSSA MediCal/Food Stamps 1; SeniorServ 1; F.A.C.E.S. Crisis 2; Individual 4; Family 3; Parenting 8, WTLC 5; Total SS 33; SPS Access Svc 8; Family Advocacy 13; Family Fun 6; Emerg. Food 11; Resources 1; Thanksgiving Basket 310; Senior Program 1; SPS 350 cw 2-27-18</p> <p>12/1/17 - 12/31/17 -SS RSCCD-ESL 1; OCHCA-WIC 4; OCSSA MediCal/Food Stamps 2; SeniorServ 8; F.A.C.E.S. Crisis 2; Individual 3; Family 1; Parenting 2, WTLC 5; Total SS 28; SPS Access Svc 8; Family Advocacy 13; Immigration 1; Emerg. Food 1; Resources 1; OC Toy Collaborative 218; Senior Program 8; SPS 250 cw 2-28-18</p> <p>1/1/18 - 1/31/18 -SS RSCCD-ESL 1; OCHCA-WIC 4; OCSSA MediCal/Food Stamps 6; YMCA 5; SeniorServ 1; F.A.C.E.S. Individual 7; Family 2; Parenting 3, WTLC 5; Total SS 34; SPS Access Svc 5; Family Advocacy 3; Emerg. Food 15; Teen Program 1; Senior Program 1; SPS 25 cw 2-28-18</p> <p>2/1/18 - 2/28/18 -SS RSCCD-ESL 1; YMCA 5; SeniorServ 2; Crisis Counseling 4; F.A.C.E.S. Individual 1; Family 3; Parenting 3, Total SS 19; Family Activities 2; SPS Access Svc 11; Family Advocacy 2; Emerg. Food 8; Senior Program 2; SPS 25 cw 3-28-18</p> <p>3/1/18 - 3/31/18 - SS RSCCD-ESL 2; YMCA 6; MediCal &amp; CalFresh 1; Karate 22; Crisis Counseling 2; F.A.C.E.S. Individual 1; Family 3; Group 6 Total SS 40; SPS Access Svc 11; Family Advocacy 4; Emerg. Food 1; Youth Academic 4 SPS 20 cw 4-24-18</p> <p>Closed out activity in IDIS. cw 8/30/18</p>	



U.S. Department of Housing and Urban Development  
Office of Community Planning and Development  
Integrated Disbursement and Information System  
CDBG Activity Summary Report (GPR) for Program Year 2018  
ORANGE COUNTY

Date: 27-Sep-2019  
Time: 9:37  
Page: 18

**PGM Year:** 2017  
**Project:** 0003 - City of Laguna Beach Emergency Weather Shelter  
**IDIS Activity:** 2183 - City of Laguna Beach Emergency Weather Shelter

**Status:** Completed 8/30/2018 2:17:14 PM  
**Location:** 20652 Laguna Canyon Rd Laguna Beach, CA 92651-1137

**Objective:** Create suitable living environments  
**Outcome:** Availability/accessibility  
**Matrix Code:** Operating Costs of Homeless/AIDS Patients Programs (03T)

**National Objective:** LMC

**Initial Funding Date:** 12/28/2017

**Description:**

Funds will be used to provide emergency shelter for 45 homeless individuals from the City of Laguna Beach and surrounding cities.

**Financing**

	Fund Type	Grant Year	Grant	Funded Amount	Drawn In Program Year	Drawn Thru Program Year
CDBG	EN	2015	B15UC060504	\$118,150.00	\$0.00	\$118,150.00
<b>Total</b>	<b>Total</b>			<b>\$118,150.00</b>	<b>\$0.00</b>	<b>\$118,150.00</b>

**Proposed Accomplishments**

People (General) : 45

**Actual Accomplishments**

*Number assisted:*

	<b>Owner</b>		<b>Renter</b>		<b>Total</b>		<b>Person</b>	
	Total	Hispanic	Total	Hispanic	Total	Hispanic	Total	Hispanic
White:	0	0	0	0	0	0	531	0
Black/African American:	0	0	0	0	0	0	26	0
Asian:	0	0	0	0	0	0	23	0
American Indian/Alaskan Native:	0	0	0	0	0	0	0	0
Native Hawaiian/Other Pacific Islander:	0	0	0	0	0	0	0	0
American Indian/Alaskan Native & White:	0	0	0	0	0	0	0	0
Asian White:	0	0	0	0	0	0	0	0
Black/African American & White:	0	0	0	0	0	0	0	0
American Indian/Alaskan Native & Black/African American:	0	0	0	0	0	0	0	0
Other multi-racial:	0	0	0	0	0	0	76	0
Asian/Pacific Islander:	0	0	0	0	0	0	0	0
Hispanic:	0	0	0	0	0	0	0	0
<b>Total:</b>	<b>0</b>	<b>0</b>	<b>0</b>	<b>0</b>	<b>0</b>	<b>0</b>	<b>656</b>	<b>0</b>
Female-headed Households:	0		0		0			



U.S. Department of Housing and Urban Development  
Office of Community Planning and Development  
Integrated Disbursement and Information System  
CDBG Activity Summary Report (GPR) for Program Year 2018  
ORANGE COUNTY

Date: 27-Sep-2019  
Time: 9:37  
Page: 19

*Income Category:*

	Owner	Renter	Total	Person
Extremely Low	0	0	0	656
Low Mod	0	0	0	0
Moderate	0	0	0	0
Non Low Moderate	0	0	0	0
Total	0	0	0	656
Percent Low/Mod				100.0%

**Annual Accomplishments**

Years	Accomplishment Narrative	# Benefitting
2017	Funds will be used to provide emergency shelter for 45 homeless individuals from the City of Laguna Beach and surrounding cities.  7/1/17 - 12/31/17 - Funds were used to meet the goal of housing 45 homeless individuals each night at the Alternative Sleeping Location. Services provided include transporting individuals to and from the shelter each day in addition to providing meals, showers, laundry, case management, and access to services for the general homeless population. cw 3/14/18  1-1-18 - 6-30-18 (Final) - Funds were used to meet the goal of housing 45 homeless individuals each night at the Alternative Sleeping Location. Services provided include transporting individuals to and from the shelter each day in addition to providing meals, showers, laundry, case management, and access to services for the general homeless population. A total of 375 homeless individuals were served during period. cw  Closed out activity in IDIS. cw 8/30/18	



U.S. Department of Housing and Urban Development  
Office of Community Planning and Development  
Integrated Disbursement and Information System  
CDBG Activity Summary Report (GPR) for Program Year 2018  
ORANGE COUNTY

Date: 27-Sep-2019  
Time: 9:37  
Page: 20

**PGM Year:** 2017  
**Project:** 0009 - Leisure World Bathroom Accessibility Program (Seal Beach)  
**IDIS Activity:** 2184 - City of Seal Beach Leisure World Bathroom Accessibility

**Status:** Completed 8/7/2018 12:00:00 AM  
**Location:** 13151 Shawnee Ln Apt 266C Seal Beach, CA 90740-3414  
**Objective:** Provide decent affordable housing  
**Outcome:** Availability/accessibility  
**Matrix Code:** Rehab; Single-Unit Residential (14A) **National Objective:** LMH

**Initial Funding Date:** 12/28/2017

**Description:**

Funds will be used to provide grants to income qualified, disabled seniors to improve bathroom accessibility and safety by converting the tubshower into an accessible shower stall.

**Financing**

	Fund Type	Grant Year	Grant	Funded Amount	Drawn In Program Year	Drawn Thru Program Year
CDBG	EN	2015	B15UC060504	\$179,472.69	\$10,404.48	\$179,472.69
		2016	B16UC060504	\$11,327.31	\$0.00	\$11,327.31
<b>Total</b>	<b>Total</b>			<b>\$190,800.00</b>	<b>\$10,404.48</b>	<b>\$190,800.00</b>

**Proposed Accomplishments**

Housing Units : 65

**Actual Accomplishments**

*Number assisted:*

	Owner		Renter		Total		Person	
	Total	Hispanic	Total	Hispanic	Total	Hispanic	Total	Hispanic
White:	63	3	0	0	63	3	0	0
Black/African American:	1	0	0	0	1	0	0	0
Asian:	15	0	0	0	15	0	0	0
American Indian/Alaskan Native:	1	0	0	0	1	0	0	0
Native Hawaiian/Other Pacific Islander:	0	0	0	0	0	0	0	0
American Indian/Alaskan Native & White:	0	0	0	0	0	0	0	0
Asian White:	0	0	0	0	0	0	0	0
Black/African American & White:	0	0	0	0	0	0	0	0
American Indian/Alaskan Native & Black/African American:	0	0	0	0	0	0	0	0
Other multi-racial:	2	0	0	0	2	0	0	0
Asian/Pacific Islander:	0	0	0	0	0	0	0	0
Hispanic:	0	0	0	0	0	0	0	0
<b>Total:</b>	<b>82</b>	<b>3</b>	<b>0</b>	<b>0</b>	<b>82</b>	<b>3</b>	<b>0</b>	<b>0</b>

Female-headed Households:

41

0

41





U.S. Department of Housing and Urban Development  
Office of Community Planning and Development  
Integrated Disbursement and Information System  
CDBG Activity Summary Report (GPR) for Program Year 2018  
ORANGE COUNTY

Date: 27-Sep-2019

Time: 9:37

Page: 21

*Income Category:*

	Owner	Renter	Total	Person
Extremely Low	27	0	27	0
Low Mod	23	0	23	0
Moderate	32	0	32	0
Non Low Moderate	0	0	0	0
Total	82	0	82	0
Percent Low/Mod	100.0%		100.0%	

**Annual Accomplishments**

Years	Accomplishment Narrative	# Benefitting
2017	Funds will be used to provide grants to income qualified, disabled seniors to improve bathroom accessibility and safety by converting the tub/shower into an accessible shower stall.  7/1/17 - 8/31/17 - 8 units have been completed during this reporting period. cw 2/27/18 9/1/17 - 9/30/17 - Completed an additional 14 units for a total of 22 units with other units in various stages of construction. cw 2/27/18 10/1/17 - 10/31/17 - Completed an additional 7 units for a total of 29 units with other units in various stages of construction. cw 2/27/18 11/1/17 - 11/30/17 - Completed an additional 8 units for a total of 37 units with other units in various stages of construction. cw 2/27/18 11/1/17 - 11/30/17 - Completed an additional 8 units for a total of 37 units with other units in various stages of construction. cw 2/27/18 12/1/17 - 1/31/18 - Completed an additional 18 units for a total of 55 units with other units in various stages of construction. cw 3/15/18 2/1/18 - 2/28/18 - Completed an additional 2 units for a total of 57 units with other units in various stages of construction. cw 4/11/18 3/1/18 - 3/31/18 - Completed an additional 7 units for a total of 64 units with other units in various stages of construction. cw 5/3/18 4/1/18 - 4/30/18 - Completed an additional 6 units for a total of 70 units with other units in various stages of construction. cw 5/15/18 5/1/18 - 5/31/18 - Completed an additional 11 units for a total of 81 units with other units in various stages of construction. cw 8/3/18 6/1/18 - 6/30/18 (Final GPR) - Completed an additional 1 unit for a total of 82 units. cw 8/3/18	



U.S. Department of Housing and Urban Development  
Office of Community Planning and Development  
Integrated Disbursement and Information System  
CDBG Activity Summary Report (GPR) for Program Year 2018  
ORANGE COUNTY

Date: 27-Sep-2019  
Time: 9:37  
Page: 22

**PGM Year:** 2017  
**Project:** 0006 - Single Family Housing Rehabilitation (Brea)  
**IDIS Activity:** 2185 - City of Brea SFR Rehabilitation

**Status:** Completed 8/14/2019 2:12:32 PM  
**Location:** 184 Cool Oak Way Brea, CA 92821-4366

**Objective:** Provide decent affordable housing  
**Outcome:** Availability/accessibility  
**Matrix Code:** Rehab; Single-Unit Residential (14A)      **National Objective:** LMH

**Initial Funding Date:** 12/28/2017

**Description:**

Funds will be used for rehabilitation of single family lowvery-low income owner occupied residences.  
Improvements wil include interior and exterior improvements to homes and mobile home units.

**Financing**

	Fund Type	Grant Year	Grant	Funded Amount	Drawn In Program Year	Drawn Thru Program Year
CDBG	EN	2016	B16UC060504	\$170,045.75	\$90,234.81	\$170,045.75
	PI			\$405.51	\$405.51	\$405.51
<b>Total</b>	<b>Total</b>			<b>\$170,451.26</b>	<b>\$90,640.32</b>	<b>\$170,451.26</b>

**Proposed Accomplishments**

Housing Units : 20

**Actual Accomplishments**

*Number assisted:*

	<b>Owner</b>		<b>Renter</b>		<b>Total</b>		<b>Person</b>	
	Total	Hispanic	Total	Hispanic	Total	Hispanic	Total	Hispanic
White:	6	1	0	0	6	1	0	0
Black/African American:	0	0	0	0	0	0	0	0
Asian:	0	0	0	0	0	0	0	0
American Indian/Alaskan Native:	0	0	0	0	0	0	0	0
Native Hawaiian/Other Pacific Islander:	0	0	0	0	0	0	0	0
American Indian/Alaskan Native & White:	0	0	0	0	0	0	0	0
Asian White:	0	0	0	0	0	0	0	0
Black/African American & White:	0	0	0	0	0	0	0	0
American Indian/Alaskan Native & Black/African American:	0	0	0	0	0	0	0	0
Other multi-racial:	0	0	0	0	0	0	0	0
Asian/Pacific Islander:	0	0	0	0	0	0	0	0
Hispanic:	0	0	0	0	0	0	0	0
<b>Total:</b>	<b>6</b>	<b>1</b>	<b>0</b>	<b>0</b>	<b>6</b>	<b>1</b>	<b>0</b>	<b>0</b>



U.S. Department of Housing and Urban Development  
Office of Community Planning and Development  
Integrated Disbursement and Information System  
CDBG Activity Summary Report (GPR) for Program Year 2018  
ORANGE COUNTY

Date: 27-Sep-2019

Time: 9:37

Page: 23

Female-headed Households:

1

0

1

Income Category:

	Owner	Renter	Total	Person
Extremely Low	3	0	3	0
Low Mod	0	0	0	0
Moderate	3	0	3	0
Non Low Moderate	0	0	0	0
Total	6	0	6	0
Percent Low/Mod	100.0%		100.0%	

**Annual Accomplishments**

Years	Accomplishment Narrative	# Benefitting
2017	Funds will be used for rehabilitation of single family low/very-low income owner occupied residences. Improvements will include interior and exterior improvements to homes and mobile home units.  1/1/18 - 3/31/18 - One single family home and one mobile home rehabilitation project was completed during this reporting period. cw 5/23/18  4/1/18 - 6/30/18 - Contract has been extended through 12/31/18. One single family home was completed during this reporting period. cw 8/7/18  7/1/18 - 9/30/18 - One single family home was completed during this reporting period. cw 11/14/18  10/1/18 - 12/31/18 (Final) - One single family home and one mobile home was completed during this reporting period. Improvements on these projects included, roof repairs, water heater code repairs, heating and a/c repair. cw 2/26/19  Activity is complete. Closed out in IDIS and reprogrammed \$20,348.74. cw 4/15/19	



U.S. Department of Housing and Urban Development  
Office of Community Planning and Development  
Integrated Disbursement and Information System  
CDBG Activity Summary Report (GPR) for Program Year 2018  
ORANGE COUNTY

Date: 27-Sep-2019  
Time: 9:37  
Page: 24

**PGM Year:** 2017  
**Project:** 0007 - Single-Family Housing Rehabilitation Program (Cypress)  
**IDIS Activity:** 2186 - City of Cypress SFR Rehabilitation

**Status:** Completed 10/26/2018 1:58:22 PM  
**Location:** 10272 Tanforan Dr Cypress, CA 90630-4165

**Objective:** Provide decent affordable housing  
**Outcome:** Availability/accessibility  
**Matrix Code:** Rehab; Single-Unit Residential (14A) **National Objective:** LMH

**Initial Funding Date:** 12/28/2017

**Description:**

Funds will be used to support the Home Enhancement Program or HELP II, which provides forgivable loans up to \$20,000 to income eligible homeowners in order to assist them with home improvements.

**Financing**

	Fund Type	Grant Year	Grant	Funded Amount	Drawn In Program Year	Drawn Thru Program Year
CDBG	EN	2016	B16UC060504	\$111,571.37	\$1,826.59	\$111,571.37
	PI			\$26,352.50	\$0.00	\$26,352.50
<b>Total</b>	<b>Total</b>			<b>\$137,923.87</b>	<b>\$1,826.59</b>	<b>\$137,923.87</b>

**Proposed Accomplishments**

Housing Units : 6

**Actual Accomplishments**

*Number assisted:*

	<b>Owner</b>		<b>Renter</b>		<b>Total</b>		<b>Person</b>	
	Total	Hispanic	Total	Hispanic	Total	Hispanic	Total	Hispanic
White:	3	0	0	0	3	0	0	0
Black/African American:	0	0	0	0	0	0	0	0
Asian:	2	0	0	0	2	0	0	0
American Indian/Alaskan Native:	0	0	0	0	0	0	0	0
Native Hawaiian/Other Pacific Islander:	0	0	0	0	0	0	0	0
American Indian/Alaskan Native & White:	0	0	0	0	0	0	0	0
Asian White:	0	0	0	0	0	0	0	0
Black/African American & White:	0	0	0	0	0	0	0	0
American Indian/Alaskan Native & Black/African American:	0	0	0	0	0	0	0	0
Other multi-racial:	1	0	0	0	1	0	0	0
Asian/Pacific Islander:	0	0	0	0	0	0	0	0
Hispanic:	0	0	0	0	0	0	0	0
<b>Total:</b>	<b>6</b>	<b>0</b>	<b>0</b>	<b>0</b>	<b>6</b>	<b>0</b>	<b>0</b>	<b>0</b>



U.S. Department of Housing and Urban Development  
Office of Community Planning and Development  
Integrated Disbursement and Information System  
CDBG Activity Summary Report (GPR) for Program Year 2018  
ORANGE COUNTY

Date: 27-Sep-2019

Time: 9:37

Page: 25

Female-headed Households:

2

0


2

Income Category:

	Owner	Renter	Total	Person
Extremely Low	3	0	3	0
Low Mod	1	0	1	0
Moderate	2	0	2	0
Non Low Moderate	0	0	0	0
Total	6	0	6	0
Percent Low/Mod	100.0%		100.0%	

### Annual Accomplishments

Years	Accomplishment Narrative	# Benefitting
2017	<p>Funds will be used to support the Home Enhancement Program or HELP II, which provides forgivable loans up to \$20,000 to income eligible homeowners in order to assist them with home improvements.</p> <p>For the period from 7/1/17 - 12/31/17 - The rehabilitation program is ongoing and several applicants are proceeding through the loan approval process. cw 3/15/18</p> <p>For the period from 1/1/18 - 2/28/18 - One income qualified household rehabilitation was completed. Specific improvements undertaken included (but were not limited to): window replacement, door replacement, garage door installation, ceiling repair, and smoke detector installation. cw 4/5/18</p> <p>For the period from 3/1/18 - 3/31/18 One income qualified household rehabilitation was completed. Specific improvements undertaken included (but not limited to): heating/air conditioner replacement and bathroom renovation. cw 5/3/18</p> <p>For the period from 4/1/18 - 5/31/18 - One income qualified household rehabilitation was completed. Specific improvements undertaken included (but were not limited to): roof replacement bathroom renovation, door replacement, rain gutters and water heater replacement.</p> <p>For the period from 6/1/18 - 6/30/18 - One income qualified household rehabilitation was completed. Specific improvements undertaken included (but were not limited to): roof replacement, electrical repair and termite extermination. Contract has been extended through 12/31/18. cw 8/3/18</p> <p>Final GPR (Additional Data) - Two income qualified household were completed. Specific improvements undertaken included (but were not limited to): roof replacement, electrical repair, bathroom remodel and window replacements. cw 9/11/18</p>	



U.S. Department of Housing and Urban Development  
Office of Community Planning and Development  
Integrated Disbursement and Information System  
CDBG Activity Summary Report (GPR) for Program Year 2018  
ORANGE COUNTY

Date: 27-Sep-2019  
Time: 9:37  
Page: 26

**PGM Year:** 2017  
**Project:** 0017 - Fair Housing Education, Counseling and Enforcement (Urban County)  
**IDIS Activity:** 2187 - Fair Housing Education, Counseling and Enforcement

**Status:** Completed 8/30/2018 4:22:44 PM  
**Location:** ,

**Objective:**  
**Outcome:**  
**Matrix Code:** Fair Housing Activities (subject to 20% Admin Cap) (21D)  
**National Objective:**

**Initial Funding Date:** 12/28/2017

**Description:**

Funds will be used to provide fair housing education, 18 community events, counseling, enforcement, and landlordtenant counseling and updates to the AI.

**Financing**

	Fund Type	Grant Year	Grant	Funded Amount	Drawn In Program Year	Drawn Thru Program Year
CDBG	EN	2016	B16UC060504	\$50,000.00	\$0.00	\$50,000.00
<b>Total</b>	<b>Total</b>			<b>\$50,000.00</b>	<b>\$0.00</b>	<b>\$50,000.00</b>

**Proposed Accomplishments**

**Actual Accomplishments**

*Number assisted:*

	<b>Owner</b>		<b>Renter</b>		<b>Total</b>		<b>Person</b>	
	Total	Hispanic	Total	Hispanic	Total	Hispanic	Total	Hispanic
White:					0	0		
Black/African American:					0	0		
Asian:					0	0		
American Indian/Alaskan Native:					0	0		
Native Hawaiian/Other Pacific Islander:					0	0		
American Indian/Alaskan Native & White:					0	0		
Asian White:					0	0		
Black/African American & White:					0	0		
American Indian/Alaskan Native & Black/African American:					0	0		
Other multi-racial:					0	0		
Asian/Pacific Islander:					0	0		
Hispanic:					0	0		
<b>Total:</b>	<b>0</b>	<b>0</b>	<b>0</b>	<b>0</b>	<b>0</b>	<b>0</b>	<b>0</b>	<b>0</b>
Female-headed Households:					0			

*Income Category:*

**Owner Renter Total Person**



U.S. Department of Housing and Urban Development  
Office of Community Planning and Development  
Integrated Disbursement and Information System  
CDBG Activity Summary Report (GPR) for Program Year 2018  
ORANGE COUNTY

Date: 27-Sep-2019

Time: 9:37

Page: 27

Extremely Low			0	
Low Mod			0	
Moderate			0	
Non Low Moderate			0	
Total	0	0	0	0
Percent Low/Mod				

**Annual Accomplishments**

No data returned for this view. This might be because the applied filter excludes all data.



U.S. Department of Housing and Urban Development  
Office of Community Planning and Development  
Integrated Disbursement and Information System  
CDBG Activity Summary Report (GPR) for Program Year 2018  
ORANGE COUNTY

Date: 27-Sep-2019  
Time: 9:37  
Page: 28

**PGM Year:** 2017  
**Project:** 0020 - Administration (Aliso Viejo)  
**IDIS Activity:** 2188 - City of Aliso Viejo Administration

**Status:** Completed 4/15/2019 2:18:00 PM  
**Location:** ,

**Objective:**  
**Outcome:**  
**Matrix Code:** General Program Administration (21A) **National Objective:**

**Initial Funding Date:** 12/28/2017

**Description:**

Funds will be used for the Cities Administration of one project

**Financing**

	Fund Type	Grant Year	Grant	Funded Amount	Drawn In Program Year	Drawn Thru Program Year
CDBG	EN	2016	B16UC060504	\$7,259.00	\$0.00	\$7,259.00
<b>Total</b>	<b>Total</b>			<b>\$7,259.00</b>	<b>\$0.00</b>	<b>\$7,259.00</b>

**Proposed Accomplishments**

**Actual Accomplishments**

*Number assisted:*


	<b>Owner</b>		<b>Renter</b>		<b>Total</b>		<b>Person</b>	
	Total	Hispanic	Total	Hispanic	Total	Hispanic	Total	Hispanic
White:					0	0		
Black/African American:					0	0		
Asian:					0	0		
American Indian/Alaskan Native:					0	0		
Native Hawaiian/Other Pacific Islander:					0	0		
American Indian/Alaskan Native & White:					0	0		
Asian White:					0	0		
Black/African American & White:					0	0		
American Indian/Alaskan Native & Black/African American:					0	0		
Other multi-racial:					0	0		
Asian/Pacific Islander:					0	0		
Hispanic:					0	0		
<b>Total:</b>	<b>0</b>	<b>0</b>	<b>0</b>	<b>0</b>	<b>0</b>	<b>0</b>	<b>0</b>	<b>0</b>

Female-headed Households: 0

*Income Category:*

**Owner Renter Total Person**





U.S. Department of Housing and Urban Development  
Office of Community Planning and Development  
Integrated Disbursement and Information System  
CDBG Activity Summary Report (GPR) for Program Year 2018  
ORANGE COUNTY

Date: 27-Sep-2019  
Time: 9:37  
Page: 29

Extremely Low			0	
Low Mod			0	
Moderate			0	
Non Low Moderate			0	
Total	0	0	0	0
Percent Low/Mod				

Annual Accomplishments

No data returned for this view. This might be because the applied filter excludes all data.



U.S. Department of Housing and Urban Development  
Office of Community Planning and Development  
Integrated Disbursement and Information System  
CDBG Activity Summary Report (GPR) for Program Year 2018  
ORANGE COUNTY

Date: 27-Sep-2019  
Time: 9:37  
Page: 30

**PGM Year:** 2017  
**Project:** 0023 - Administration (Placentia)  
**IDIS Activity:** 2189 - City of Placentia Admin

**Status:** Completed 8/30/2018 2:16:00 PM  
**Location:** ,

**Objective:**  
**Outcome:**  
**Matrix Code:** General Program Administration (21A) **National Objective:**

**Initial Funding Date:** 12/28/2017

**Description:**

Funds will be used for the Cities Administration of 5 projects

**Financing**

	Fund Type	Grant Year	Grant	Funded Amount	Drawn In Program Year	Drawn Thru Program Year
CDBG	EN	2016	B16UC060504	\$40,479.00	\$0.00	\$40,479.00
<b>Total</b>	<b>Total</b>			<b>\$40,479.00</b>	<b>\$0.00</b>	<b>\$40,479.00</b>

**Proposed Accomplishments**

**Actual Accomplishments**

*Number assisted:*

	<b>Owner</b>		<b>Renter</b>		<b>Total</b>		<b>Person</b>	
	Total	Hispanic	Total	Hispanic	Total	Hispanic	Total	Hispanic
White:					0	0		
Black/African American:					0	0		
Asian:					0	0		
American Indian/Alaskan Native:					0	0		
Native Hawaiian/Other Pacific Islander:					0	0		
American Indian/Alaskan Native & White:					0	0		
Asian White:					0	0		
Black/African American & White:					0	0		
American Indian/Alaskan Native & Black/African American:					0	0		
Other multi-racial:					0	0		
Asian/Pacific Islander:					0	0		
Hispanic:					0	0		
<b>Total:</b>	<b>0</b>	<b>0</b>	<b>0</b>	<b>0</b>	<b>0</b>	<b>0</b>	<b>0</b>	<b>0</b>

Female-headed Households:

0

*Income Category:*

**Owner Renter Total Person**



U.S. Department of Housing and Urban Development  
Office of Community Planning and Development  
Integrated Disbursement and Information System  
CDBG Activity Summary Report (GPR) for Program Year 2018  
ORANGE COUNTY

Date: 27-Sep-2019

Time: 9:37

Page: 31

Extremely Low			0	
Low Mod			0	
Moderate			0	
Non Low Moderate			0	
Total	0	0	0	0
Percent Low/Mod				

**Annual Accomplishments**

No data returned for this view. This might be because the applied filter excludes all data.



U.S. Department of Housing and Urban Development  
Office of Community Planning and Development  
Integrated Disbursement and Information System  
CDBG Activity Summary Report (GPR) for Program Year 2018  
ORANGE COUNTY

Date: 27-Sep-2019  
Time: 9:37  
Page: 32

**PGM Year:** 2017  
**Project:** 0030 - Administration (Yorba Linda)  
**IDIS Activity:** 2190 - City of Yorba Linda Admin

**Status:** Completed 8/30/2018 4:21:32 PM  
**Location:** ,

**Objective:**  
**Outcome:**  
**Matrix Code:** General Program Administration (21A) **National Objective:**

**Initial Funding Date:** 12/28/2017

**Description:**

Funds will be used by the city of Yorba Linda for the Administration of 4 projects.

**Financing**

	Fund Type	Grant Year	Grant	Funded Amount	Drawn In Program Year	Drawn Thru Program Year
CDBG	EN	2016	B16UC060504	\$20,078.00	\$0.00	\$20,078.00
<b>Total</b>	<b>Total</b>			<b>\$20,078.00</b>	<b>\$0.00</b>	<b>\$20,078.00</b>

**Proposed Accomplishments**

**Actual Accomplishments**

*Number assisted:*

	<b>Owner</b>		<b>Renter</b>		<b>Total</b>		<b>Person</b>	
	Total	Hispanic	Total	Hispanic	Total	Hispanic	Total	Hispanic
White:					0	0		
Black/African American:					0	0		
Asian:					0	0		
American Indian/Alaskan Native:					0	0		
Native Hawaiian/Other Pacific Islander:					0	0		
American Indian/Alaskan Native & White:					0	0		
Asian White:					0	0		
Black/African American & White:					0	0		
American Indian/Alaskan Native & Black/African American:					0	0		
Other multi-racial:					0	0		
Asian/Pacific Islander:					0	0		
Hispanic:					0	0		
<b>Total:</b>	<b>0</b>	<b>0</b>	<b>0</b>	<b>0</b>	<b>0</b>	<b>0</b>	<b>0</b>	<b>0</b>
Female-headed Households:					0			

*Income Category:*

**Owner Renter Total Person**



U.S. Department of Housing and Urban Development  
Office of Community Planning and Development  
Integrated Disbursement and Information System  
CDBG Activity Summary Report (GPR) for Program Year 2018  
ORANGE COUNTY

Date: 27-Sep-2019

Time: 9:37

Page: 33

Extremely Low			0	
Low Mod			0	
Moderate			0	
Non Low Moderate			0	
Total	0	0	0	0
Percent Low/Mod				

**Annual Accomplishments**

No data returned for this view. This might be because the applied filter excludes all data.



U.S. Department of Housing and Urban Development  
Office of Community Planning and Development  
Integrated Disbursement and Information System  
CDBG Activity Summary Report (GPR) for Program Year 2018  
ORANGE COUNTY

Date: 27-Sep-2019  
Time: 9:37  
Page: 34

**PGM Year:** 2017  
**Project:** 0001 - County's Emergency Shelters (CDBG)  
**IDIS Activity:** 2192 - County's Homeless Shelters

**Status:** Completed 8/30/2018 4:37:22 PM  
**Location:** 1505 E 17th St Santa Ana, CA 92705-8520

**Objective:** Create suitable living environments  
**Outcome:** Availability/accessibility  
**Matrix Code:** Operating Costs of Homeless/AIDS Patients Programs (03T)

**National Objective:** LMC

**Initial Funding Date:** 12/28/2017

**Description:**

Funds will be used to provide essential services, operations, emergency shelter, showers and meals for homeless clients, rapid rehousing, data research and input and administration.

**Financing**

	Fund Type	Grant Year	Grant	Funded Amount	Drawn In Program Year	Drawn Thru Program Year
CDBG	EN	2016	B16UC060504	\$182,217.56	\$0.00	\$182,217.56
	PI			\$1,716.44	\$0.00	\$1,716.44
<b>Total</b>	<b>Total</b>			<b>\$183,934.00</b>	<b>\$0.00</b>	<b>\$183,934.00</b>

**Proposed Accomplishments**

People (General) : 610

**Actual Accomplishments**

Number assisted:

	Owner		Renter		Total		Person	
	Total	Hispanic	Total	Hispanic	Total	Hispanic	Total	Hispanic
White:	0	0	0	0	0	0	706	140
Black/African American:	0	0	0	0	0	0	162	2
Asian:	0	0	0	0	0	0	45	0
American Indian/Alaskan Native:	0	0	0	0	0	0	215	193
Native Hawaiian/Other Pacific Islander:	0	0	0	0	0	0	14	2
American Indian/Alaskan Native & White:	0	0	0	0	0	0	16	11
Asian White:	0	0	0	0	0	0	9	2
Black/African American & White:	0	0	0	0	0	0	10	3
American Indian/Alaskan Native & Black/African American:	0	0	0	0	0	0	8	1
Other multi-racial:	0	0	0	0	0	0	123	84
Asian/Pacific Islander:	0	0	0	0	0	0	0	0
Hispanic:	0	0	0	0	0	0	0	0
<b>Total:</b>	<b>0</b>	<b>0</b>	<b>0</b>	<b>0</b>	<b>0</b>	<b>0</b>	<b>1,308</b>	<b>438</b>

Female-headed Households:

0 0 0



U.S. Department of Housing and Urban Development  
Office of Community Planning and Development  
Integrated Disbursement and Information System  
CDBG Activity Summary Report (GPR) for Program Year 2018  
ORANGE COUNTY

Date: 27-Sep-2019

Time: 9:37

Page: 35

*Income Category:*

	Owner	Renter	Total	Person
Extremely Low	0	0	0	1,308
Low Mod	0	0	0	0
Moderate	0	0	0	0
Non Low Moderate	0	0	0	0
Total	0	0	0	1,308
Percent Low/Mod				100.0%

**Annual Accomplishments**

Years	Accomplishment Narrative	# Benefitting
2017	10/1/17 - 10/31/17 - Mercy House is preparing to open the shelter around October 30th. cw 5/2/18 11/1/17 - 11/30/17 - The Santa Ana Armory Shelter Program opened on October 30, 2017. The Fullerton Armory will open on December 1, 2017. During the month of November the program provided shelter and services to 295 unduplicated individuals. The emergency shelter program offers meals, showers and beds, as well as rotating clinics and services that clients can access. cw 5/2/18 12/1/17 - 12/30/17 - During the month of December, the program provided shelter and services to 433 unduplicated individuals. cw 5/2/18 1/1/18 - 1/31/18 - During the month of January, the program provided shelter and services to 319 unduplicated individuals. cw 5/2/18 2/1/18 - 2/28/18 (Final) - During the month of February, the program provided shelter and services to 221 unduplicated individuals. All funds have been expended. cw 5/2/18  Closed out activity in IDIS cw 8/30/18	



U.S. Department of Housing and Urban Development  
Office of Community Planning and Development  
Integrated Disbursement and Information System  
CDBG Activity Summary Report (GPR) for Program Year 2018  
ORANGE COUNTY

Date: 27-Sep-2019  
Time: 9:37  
Page: 36

**PGM Year:** 2017  
**Project:** 0011 - Brea Senior Center Kitchen Improvements (Brea)  
**IDIS Activity:** 2193 - Brea Senior Center Kitchen Improvements

**Status:** Open  
**Location:** 500 Sievers Ave Brea, CA 92821-5357  
**Objective:** Create suitable living environments  
**Outcome:** Availability/accessibility  
**Matrix Code:** Senior Centers (03A) **National Objective:** LMC

**Initial Funding Date:** 12/29/2017

**Description:**  
Funds will be used for many improvements so that it is more easily accessible, functional, safe, well ventilated, and is space efficient considering increasing demands.

**Financing**

	Fund Type	Grant Year	Grant	Funded Amount	Drawn In Program Year	Drawn Thru Program Year
CDBG	EN	2016	B16UC060504	\$53,326.91	\$50,340.97	\$53,326.91
		2017	B17UC060504	\$158,592.34	\$154,646.88	\$154,646.88
		2018	B18UC060504	\$4,442.00	\$3,964.88	\$3,964.88
		2019	B19UC060504	\$419,558.00	\$0.00	\$0.00
	PI			\$80.75	\$80.75	\$80.75
<b>Total</b>	<b>Total</b>			<b>\$636,000.00</b>	<b>\$209,033.48</b>	<b>\$212,019.42</b>

**Proposed Accomplishments**

Public Facilities : 4,950

**Actual Accomplishments**

*Number assisted:*

	Owner		Renter		Total		Person	
	Total	Hispanic	Total	Hispanic	Total	Hispanic	Total	Hispanic
White:	0	0	0	0	0	0		0
Black/African American:	0	0	0	0	0	0	0	0
Asian:	0	0	0	0	0	0	0	0
American Indian/Alaskan Native:	0	0	0	0	0	0	0	0
Native Hawaiian/Other Pacific Islander:	0	0	0	0	0	0	0	0
American Indian/Alaskan Native & White:	0	0	0	0	0	0	0	0
Asian White:	0	0	0	0	0	0	0	0
Black/African American & White:	0	0	0	0	0	0	0	0
American Indian/Alaskan Native & Black/African American:	0	0	0	0	0	0	0	0
Other multi-racial:	0	0	0	0	0	0	0	0
Asian/Pacific Islander:	0	0	0	0	0	0	0	0





U.S. Department of Housing and Urban Development  
Office of Community Planning and Development  
Integrated Disbursement and Information System  
CDBG Activity Summary Report (GPR) for Program Year 2018  
ORANGE COUNTY

Date: 27-Sep-2019

Time: 9:37

Page: 37

Hispanic:	0	0	0	0	0	0	0	0
<b>Total:</b>	<b>0</b>	<b>0</b>	<b>0</b>	<b>0</b>	<b>0</b>	<b>0</b>	<b>0</b>	<b>0</b>

Female-headed Households:	0	0	0	0	0	0	0	0
---------------------------	---	---	---	---	---	---	---	---


*Income Category:*

	<b>Owner</b>	<b>Renter</b>	<b>Total</b>	<b>Person</b>
Extremely Low	0	0	0	0
Low Mod	0	0	0	0
Moderate	0	0	0	0
Non Low Moderate	0	0	0	0
Total	0	0	0	0

Percent Low/Mod

**Annual Accomplishments**

<b>Years</b>	<b>Accomplishment Narrative</b>	<b># Benefitting</b>
2017	Funds will be used for many improvements so that it is more easily accessible, functional, safe, well ventilated, and is space efficient considering increasing demands. *4/1/19-6/30/19 - Went out for revised bid on design. - JRC	



U.S. Department of Housing and Urban Development  
Office of Community Planning and Development  
Integrated Disbursement and Information System  
CDBG Activity Summary Report (GPR) for Program Year 2018  
ORANGE COUNTY

Date: 27-Sep-2019  
Time: 9:37  
Page: 38

**PGM Year:** 2017  
**Project:** 0012 - Pedestrian Accessibility Improvements Project Phase I (Laguna Woods)  
**IDIS Activity:** 2194 - Laguna Woods Pedestrian Improvements Phase I

**Status:** Completed 8/14/2019 2:40:42 PM  
**Location:** 24264 El Toro Rd Laguna Woods, CA 92637-3488

**Objective:** Create suitable living environments  
**Outcome:** Availability/accessibility  
**Matrix Code:** Sidewalks (03L)

**National Objective:** LMA

**Initial Funding Date:** 12/29/2017

**Description:**

Funds will be used for reconstruction of curb ramps to comply with ADA requirements, sidewalk lifts and adjustments needed.

**Financing**

	Fund Type	Grant Year	Grant	Funded Amount	Drawn In Program Year	Drawn Thru Program Year
CDBG	EN	2017	B17UC060504	\$145,083.70	\$145,083.70	\$145,083.70
	PI			\$2,000.68	\$2,000.68	\$2,000.68
<b>Total</b>	<b>Total</b>			<b>\$147,084.38</b>	<b>\$147,084.38</b>	<b>\$147,084.38</b>

**Proposed Accomplishments**

People (General) : 10,770

Total Population in Service Area: 15,395

Census Tract Percent Low / Mod: 69.96

**Annual Accomplishments**

Years	Accomplishment Narrative	# Benefitting
2017	Funds will be used for the reconstruction of curb ramps to comply with ADA requirements, sidewalk lifts and adjustments needed on Moulton Parkway.	
	3/28/18 - 12/12/18 (Final GPR) - Reconstruction of curb ramps to comply with ADA requirements and sidewalk lifts and adjustments along Moulton Parkway have been completed. cw 4/10/19	
	Activity is complete. Closed out in IDIS and reprogrammed \$7,357.62. cw 4/15/19	



U.S. Department of Housing and Urban Development  
Office of Community Planning and Development  
Integrated Disbursement and Information System  
CDBG Activity Summary Report (GPR) for Program Year 2018  
ORANGE COUNTY

Date: 27-Sep-2019  
Time: 9:37  
Page: 39

**PGM Year:** 2017  
**Project:** 0013 - Florence Sylvester Senior Center Improvements (Laguna Hills)  
**IDIS Activity:** 2195 - City of Laguna Hills - Florence Sylvester Memorial Senior Center

**Status:** Completed 4/8/2019 4:41:41 PM  
**Location:** 23721 Moulton Pkwy Laguna Hills, CA 92653-1913  
**Objective:** Create suitable living environments  
**Outcome:** Availability/accessibility  
**Matrix Code:** Senior Centers (03A) **National Objective:** LMC

**Initial Funding Date:** 12/29/2017

**Description:**

Funds will be used to rehabilitate the senior center, improvements to flooring and restroom improvements.

**Financing**

	Fund Type	Grant Year	Grant	Funded Amount	Drawn In Program Year	Drawn Thru Program Year
CDBG	EN	2017	B17UC060504	\$142,917.24	\$141,458.62	\$142,917.24
	PI			\$5,482.76	\$5,482.76	\$5,482.76
<b>Total</b>	<b>Total</b>			<b>\$148,400.00</b>	<b>\$146,941.38</b>	<b>\$148,400.00</b>

**Proposed Accomplishments**

Public Facilities : 5,045


**Actual Accomplishments**

Number assisted:

	Owner		Renter		Total		Person	
	Total	Hispanic	Total	Hispanic	Total	Hispanic	Total	Hispanic
White:	0	0	0	0	0	0	578	31
Black/African American:	0	0	0	0	0	0	13	0
Asian:	0	0	0	0	0	0	52	0
American Indian/Alaskan Native:	0	0	0	0	0	0	0	0
Native Hawaiian/Other Pacific Islander:	0	0	0	0	0	0	2	0
American Indian/Alaskan Native & White:	0	0	0	0	0	0	0	0
Asian White:	0	0	0	0	0	0	0	0
Black/African American & White:	0	0	0	0	0	0	0	0
American Indian/Alaskan Native & Black/African American:	0	0	0	0	0	0	0	0
Other multi-racial:	0	0	0	0	0	0	19	0
Asian/Pacific Islander:	0	0	0	0	0	0	0	0
Hispanic:	0	0	0	0	0	0	0	0
<b>Total:</b>	<b>0</b>	<b>0</b>	<b>0</b>	<b>0</b>	<b>0</b>	<b>0</b>	<b>664</b>	<b>31</b>

Female-headed Households:

0 0 0 0 0 0



U.S. Department of Housing and Urban Development  
Office of Community Planning and Development  
Integrated Disbursement and Information System  
CDBG Activity Summary Report (GPR) for Program Year 2018  
ORANGE COUNTY

Date: 27-Sep-2019  
Time: 9:37  
Page: 40

*Income Category:*

	Owner	Renter	Total	Person
Extremely Low	0	0	0	421
Low Mod	0	0	0	136
Moderate	0	0	0	70
Non Low Moderate	0	0	0	37
Total	0	0	0	664
Percent Low/Mod				94.4%

**Annual Accomplishments**

Years	Accomplishment Narrative	# Benefitting
2017	Funds will be used to rehabilitate the senior center, improvements to flooring and restroom improvements. \$60,000 added from unallocated due to bid coming in higher.  Final GPR (7/1/17 - 12/31/18) - Completed ADA improvements to the men's restroom and replaced laminate tile throughout the Senior center with slip-resistant tile flooring. cw 2/26/19	



U.S. Department of Housing and Urban Development  
Office of Community Planning and Development  
Integrated Disbursement and Information System  
CDBG Activity Summary Report (GPR) for Program Year 2018  
ORANGE COUNTY

Date: 27-Sep-2019  
Time: 9:37  
Page: 41

**PGM Year:** 2017  
**Project:** 0014 - La Palma ADA Accessible Curb Ramps (La Palma)  
**IDIS Activity:** 2196 - City of La Palma ADA Access

**Status:** Completed 8/14/2019 4:31:20 PM  
**Location:** 7822 Walker St La Palma, CA 90623-1721

**Objective:** Create suitable living environments  
**Outcome:** Availability/accessibility  
**Matrix Code:** Sidewalks (03L)

**National Objective:** LMC

**Initial Funding Date:** 12/29/2017

**Description:**

Funds will be used to remove barriers by installing 75 ADA compliant curb ramps.

**Financing**

	Fund Type	Grant Year	Grant	Funded Amount	Drawn In Program Year	Drawn Thru Program Year
CDBG	EN	2017	B17UC060504	\$276,447.32	\$276,447.32	\$276,447.32
	PI			\$4,579.89	\$4,579.89	\$4,579.89
<b>Total</b>	<b>Total</b>			<b>\$281,027.21</b>	<b>\$281,027.21</b>	<b>\$281,027.21</b>

**Proposed Accomplishments**

People (General) : 15,892

**Actual Accomplishments**

*Number assisted:*

	Owner		Renter		Total		Person	
	Total	Hispanic	Total	Hispanic	Total	Hispanic	Total	Hispanic
White:	0	0	0	0	0	0	6,733	2,608
Black/African American:	0	0	0	0	0	0	851	0
Asian:	0	0	0	0	0	0	7,248	0
American Indian/Alaskan Native:	0	0	0	0	0	0	229	0
Native Hawaiian/Other Pacific Islander:	0	0	0	0	0	0	0	0
American Indian/Alaskan Native & White:	0	0	0	0	0	0	0	0
Asian White:	0	0	0	0	0	0	0	0
Black/African American & White:	0	0	0	0	0	0	0	0
American Indian/Alaskan Native & Black/African American:	0	0	0	0	0	0	0	0
Other multi-racial:	0	0	0	0	0	0	730	0
Asian/Pacific Islander:	0	0	0	0	0	0	0	0
Hispanic:	0	0	0	0	0	0	0	0
<b>Total:</b>	<b>0</b>	<b>0</b>	<b>0</b>	<b>0</b>	<b>0</b>	<b>0</b>	<b>15,791</b>	<b>2,608</b>

Female-headed Households:

0 0 0



U.S. Department of Housing and Urban Development  
Office of Community Planning and Development  
Integrated Disbursement and Information System  
CDBG Activity Summary Report (GPR) for Program Year 2018  
ORANGE COUNTY

Date: 27-Sep-2019  
Time: 9:37  
Page: 42

*Income Category:*

	Owner	Renter	Total	Person
Extremely Low	0	0	0	464
Low Mod	0	0	0	1,456
Moderate	0	0	0	1,326
Non Low Moderate	0	0	0	12,545
Total	0	0	0	15,791
Percent Low/Mod				20.6%

**Annual Accomplishments**

Years	Accomplishment Narrative	# Benefitting
2017	Funds will be used to remove barriers by installing 75 ADA compliant curb ramps.  7/1/16 - 12/31/18 (FINAL GPR) - Project was completed by removing barriers and installing 75 ADA compliant curb ramps. cw 2/27/19  Closed out in IDIS and reprogrammed \$4,172.79. cw 5/8/19	



U.S. Department of Housing and Urban Development  
Office of Community Planning and Development  
Integrated Disbursement and Information System  
CDBG Activity Summary Report (GPR) for Program Year 2018  
ORANGE COUNTY

Date: 27-Sep-2019  
Time: 9:37  
Page: 43

**PGM Year:** 2017  
**Project:** 0015 - Cerritos Sidewalk Improvements Project (Los Alamitos)  
**IDIS Activity:** 2197 - City of Los Alamitos

**Status:** Completed 8/29/2018 5:51:18 PM  
**Location:** 3191 Katella Ave Los Alamitos, CA 90720-2335

**Objective:** Create suitable living environments  
**Outcome:** Availability/accessibility  
**Matrix Code:** Sidewalks (03L)

**National Objective:** LMC

**Initial Funding Date:** 01/02/2018

**Description:**

Funds will be used for sidewalk improvements and the addition of ADA ramps on the south side of Cerritos, 450 ft west of Chestnut to Coyote Creek Bridge.

**Financing**

	Fund Type	Grant Year	Grant	Funded Amount	Drawn In Program Year	Drawn Thru Program Year
CDBG	EN	2017	B17UC060504	\$73,162.42	\$90.34	\$73,162.42
<b>Total</b>	<b>Total</b>			<b>\$73,162.42</b>	<b>\$90.34</b>	<b>\$73,162.42</b>


**Proposed Accomplishments**

People (General) : 519

**Actual Accomplishments**

*Number assisted:*

	<b>Owner</b>		<b>Renter</b>		<b>Total</b>		<b>Person</b>	
	Total	Hispanic	Total	Hispanic	Total	Hispanic	Total	Hispanic
White:	0	0	0	0	0	0	576	0
Black/African American:	0	0	0	0	0	0	32	0
Asian:	0	0	0	0	0	0	103	0
American Indian/Alaskan Native:	0	0	0	0	0	0	4	0
Native Hawaiian/Other Pacific Islander:	0	0	0	0	0	0	0	0
American Indian/Alaskan Native & White:	0	0	0	0	0	0	0	0
Asian White:	0	0	0	0	0	0	0	0
Black/African American & White:	0	0	0	0	0	0	0	0
American Indian/Alaskan Native & Black/African American:	0	0	0	0	0	0	0	0
Other multi-racial:	0	0	0	0	0	0	109	0
Asian/Pacific Islander:	0	0	0	0	0	0	0	0
Hispanic:	0	0	0	0	0	0	0	0
<b>Total:</b>	<b>0</b>	<b>0</b>	<b>0</b>	<b>0</b>	<b>0</b>	<b>0</b>	<b>824</b>	<b>0</b>
Female-headed Households:	0		0		0			



U.S. Department of Housing and Urban Development  
Office of Community Planning and Development  
Integrated Disbursement and Information System  
CDBG Activity Summary Report (GPR) for Program Year 2018  
ORANGE COUNTY

Date: 27-Sep-2019  
Time: 9:37  
Page: 44

*Income Category:*

	Owner	Renter	Total	Person
Extremely Low	0	0	0	98
Low Mod	0	0	0	65
Moderate	0	0	0	197
Non Low Moderate	0	0	0	464
Total	0	0	0	824
Percent Low/Mod				43.7%

**Annual Accomplishments**

Years	Accomplishment Narrative	# Benefitting
2017	<p>The City has been fortunate to have decent, safe and sanitary multi-tenant residential areas due to the City's ability to keep the area free from physical blight. However, with the Federal mandate for the elimination of discrimination against individuals with disabilities, Congress emphasized that ADA regulations seek to dispel stereotypes and assumptions about disabilities and to assure equality of opportunity, full participation, independent living, and economic self-sufficiency for people with disabilities. The repair of these sidewalks will add to the livability of the City for not only residents of all ages but especially for seniors and persons with disabilities if the accessibility in these areas is improved.</p> <p>7/1/17 - 6/30/18 - Completed 537 feet of concrete sidewalk with ADA ramps. cw 8/27/18</p>	





U.S. Department of Housing and Urban Development  
Office of Community Planning and Development  
Integrated Disbursement and Information System  
CDBG Activity Summary Report (GPR) for Program Year 2018  
ORANGE COUNTY

Date: 27-Sep-2019  
Time: 9:37  
Page: 45

**PGM Year:** 2017  
**Project:** 0022 - 2017 CDBG Curb Ramps Project (PF&I) (Aliso Viejo)  
**IDIS Activity:** 2198 - City of Aliso Viejo(Metro) Curb Ramps

**Status:** Completed 4/15/2019 2:16:03 PM  
**Location:** 12 Journey Ste 100 Suite 100 Aliso Viejo, CA 92656-5335  
**Objective:** Create suitable living environments  
**Outcome:** Availability/accessibility  
**Matrix Code:** Street Improvements (03K) **National Objective:** LMC

**Initial Funding Date:** 12/29/2017

**Description:**

The City of Aliso Viejo will use CDBG funds for two activities.  
The approved activities they have chosen to provide is their Design for ADA Improvements at the Aliso Viejo Ranch Project and Citywide ADA Push-Button Stations Project.

**Financing**

	Fund Type	Grant Year	Grant	Funded Amount	Drawn In Program Year	Drawn Thru Program Year
CDBG	EN	2017	B17UC060504	\$166,135.00	\$0.00	\$166,135.00
<b>Total</b>	<b>Total</b>			<b>\$166,135.00</b>	<b>\$0.00</b>	<b>\$166,135.00</b>

**Proposed Accomplishments**

People (General) : 14,941

**Actual Accomplishments**

*Number assisted:*

	Owner		Renter		Total		Person	
	Total	Hispanic	Total	Hispanic	Total	Hispanic	Total	Hispanic
White:	0	0	0	0	0	0	12,606	2,044
Black/African American:	0	0	0	0	0	0	330	0
Asian:	0	0	0	0	0	0	2,005	0
American Indian/Alaskan Native:	0	0	0	0	0	0	0	0
Native Hawaiian/Other Pacific Islander:	0	0	0	0	0	0	0	0
American Indian/Alaskan Native & White:	0	0	0	0	0	0	0	0
Asian White:	0	0	0	0	0	0	0	0
Black/African American & White:	0	0	0	0	0	0	0	0
American Indian/Alaskan Native & Black/African American:	0	0	0	0	0	0	0	0
Other multi-racial:	0	0	0	0	0	0	0	0
Asian/Pacific Islander:	0	0	0	0	0	0	0	0
Hispanic:	0	0	0	0	0	0	0	0
<b>Total:</b>	<b>0</b>	<b>0</b>	<b>0</b>	<b>0</b>	<b>0</b>	<b>0</b>	<b>14,941</b>	<b>2,044</b>
Female-headed Households:	0		0		0			



U.S. Department of Housing and Urban Development  
Office of Community Planning and Development  
Integrated Disbursement and Information System  
CDBG Activity Summary Report (GPR) for Program Year 2018  
ORANGE COUNTY

Date: 27-Sep-2019  
Time: 9:37  
Page: 46

*Income Category:*

	Owner	Renter	Total	Person
Extremely Low	0	0	0	970
Low Mod	0	0	0	0
Moderate	0	0	0	0
Non Low Moderate	0	0	0	13,971
Total	0	0	0	14,941
Percent Low/Mod				6.5%

**Annual Accomplishments**

Years	Accomplishment Narrative	# Benefitting
2017	<p>The City of Aliso Viejo will use CDBG funds for two activities. The approved activities they have chosen to provide is their Design for ADA Improvements at the Aliso Viejo Ranch Project and Citywide ADA Push-Button Stations Project.</p> <p>For the period from 7/1/17 - 12/31/17 - 46% of design work related to the ADA Improvements at the Ranch have been completed. cw 4/5/18</p> <p>For the period from 1/1/18 - 3/31/18 - 62% of the design work related to the ADA improvements at the Ranch have been completed. cw 6/6/18</p> <p>City of Aliso Viejo has separated from the Urban County and the remaining balance of \$13,561 will be transferred to the City. cw 4/15/19</p>	



U.S. Department of Housing and Urban Development  
Office of Community Planning and Development  
Integrated Disbursement and Information System  
CDBG Activity Summary Report (GPR) for Program Year 2018  
ORANGE COUNTY

Date: 27-Sep-2019  
Time: 9:37  
Page: 47

**PGM Year:** 2017

**Project:** 0010 - Year Round Emergency Shelter(County of Orange)

**IDIS Activity:** 2199 - Year Round Emergency Shelter

**Status:** Completed 5/2/2019 10:57:07 AM

**Location:** 1000 N Kraemer PI Anaheim, CA 92806-2610

**Objective:** Create suitable living environments

**Outcome:** Availability/accessibility

**Matrix Code:** Homeless Facilities (not operating costs) (03C)

**National Objective:** LMC

**Initial Funding Date:** 12/29/2017

**Description:**

Funds will be used for the acquisition/rehabilitation and/or new construction of regional low threshold year round emergency shelter and multi-service center. 500,000 from unallocated.

**Financing**

	Fund Type	Grant Year	Grant	Funded Amount	Drawn In Program Year	Drawn Thru Program Year
CDBG	EN	2016	B16UC060504	\$797,363.39	\$0.00	\$797,363.39
		2017	B17UC060504	\$862,969.04	\$77,663.18	\$862,969.04
	PI			\$25,248.33	\$25,248.33	\$25,248.33
<b>Total</b>	<b>Total</b>			<b>\$1,685,580.76</b>	<b>\$102,911.51</b>	<b>\$1,685,580.76</b>

**Proposed Accomplishments**

Public Facilities : 2,500

**Actual Accomplishments**

*Number assisted:*

	Owner		Renter		Total		Person	
	Total	Hispanic	Total	Hispanic	Total	Hispanic	Total	Hispanic
White:	0	0	0	0	0	0	472	85
Black/African American:	0	0	0	0	0	0	75	0
Asian:	0	0	0	0	0	0	14	0
American Indian/Alaskan Native:	0	0	0	0	0	0	107	99
Native Hawaiian/Other Pacific Islander:	0	0	0	0	0	0	14	8
American Indian/Alaskan Native & White:	0	0	0	0	0	0	0	0
Asian White:	0	0	0	0	0	0	0	0
Black/African American & White:	0	0	0	0	0	0	0	0
American Indian/Alaskan Native & Black/African American:	0	0	0	0	0	0	0	0
Other multi-racial:	0	0	0	0	0	0	58	10
Asian/Pacific Islander:	0	0	0	0	0	0	0	0
Hispanic:	0	0	0	0	0	0	0	0
<b>Total:</b>	<b>0</b>	<b>0</b>	<b>0</b>	<b>0</b>	<b>0</b>	<b>0</b>	<b>740</b>	<b>202</b>



U.S. Department of Housing and Urban Development  
Office of Community Planning and Development  
Integrated Disbursement and Information System  
CDBG Activity Summary Report (GPR) for Program Year 2018  
ORANGE COUNTY

Date: 27-Sep-2019  
Time: 9:37  
Page: 48

Female-headed Households: 0 0 0

*Income Category:*

	<b>Owner</b>	<b>Renter</b>	<b>Total</b>	<b>Person</b>
Extremely Low	0	0	0	740
Low Mod	0	0	0	0
Moderate	0	0	0	0
Non Low Moderate	0	0	0	0
Total	0	0	0	740
Percent Low/Mod				100.0%

**Annual Accomplishments**

<b>Years</b>	<b>Accomplishment Narrative</b>	<b># Benefitting</b>
2017	The year round emergency shelter open the doors in the beginning of May 2017, since opening, the shelter has served 740 individuals. 110 client have exited to permanent housing destinations. cw 5/3/19	



U.S. Department of Housing and Urban Development  
Office of Community Planning and Development  
Integrated Disbursement and Information System  
CDBG Activity Summary Report (GPR) for Program Year 2018  
ORANGE COUNTY

Date: 27-Sep-2019  
Time: 9:37  
Page: 49

**PGM Year:** 2017  
**Project:** 0025 - Neighborhood Services (Placentia) PS  
**IDIS Activity:** 2200 - Placentia Neighborhood Services PS

**Status:** Completed 8/29/2018 5:08:59 PM  
**Location:** 401 E Chapman Ave Placentia, CA 92870-6101

**Objective:** Create suitable living environments  
**Outcome:** Availability/accessibility  
**Matrix Code:** Other Public Services Not Listed in 05A-05Y, 03T (05Z)

**National Objective:** LMC

**Initial Funding Date:** 12/29/2017

**Description:**

City of PlacentiaPublic Services Neighborhood Services - Funds will be used for the operations and support staff on the Neighborhood Services Division for various food distribution programs and coordinating services for low income residents.

**Financing**

	Fund Type	Grant Year	Grant	Funded Amount	Drawn In Program Year	Drawn Thru Program Year
CDBG	EN	2017	B17UC060504	\$20,710.00	\$0.00	\$20,710.00
<b>Total</b>	<b>Total</b>			<b>\$20,710.00</b>	<b>\$0.00</b>	<b>\$20,710.00</b>


**Proposed Accomplishments**

People (General) : 800

**Actual Accomplishments**

*Number assisted:*

	<b>Owner</b>		<b>Renter</b>		<b>Total</b>		<b>Person</b>	
	Total	Hispanic	Total	Hispanic	Total	Hispanic	Total	Hispanic
White:	0	0	0	0	0	0	4,057	0
Black/African American:	0	0	0	0	0	0	50	0
Asian:	0	0	0	0	0	0	846	0
American Indian/Alaskan Native:	0	0	0	0	0	0	0	0
Native Hawaiian/Other Pacific Islander:	0	0	0	0	0	0	23	0
American Indian/Alaskan Native & White:	0	0	0	0	0	0	0	0
Asian White:	0	0	0	0	0	0	0	0
Black/African American & White:	0	0	0	0	0	0	0	0
American Indian/Alaskan Native & Black/African American:	0	0	0	0	0	0	0	0
Other multi-racial:	0	0	0	0	0	0	0	0
Asian/Pacific Islander:	0	0	0	0	0	0	0	0
Hispanic:	0	0	0	0	0	0	0	0
<b>Total:</b>	<b>0</b>	<b>0</b>	<b>0</b>	<b>0</b>	<b>0</b>	<b>0</b>	<b>4,976</b>	<b>0</b>
Female-headed Households:	0		0		0			



U.S. Department of Housing and Urban Development  
Office of Community Planning and Development  
Integrated Disbursement and Information System  
CDBG Activity Summary Report (GPR) for Program Year 2018  
ORANGE COUNTY

Date: 27-Sep-2019  
Time: 9:37  
Page: 50

*Income Category:*

	<b>Owner</b>	<b>Renter</b>	<b>Total</b>	<b>Person</b>
Extremely Low	0	0	0	990
Low Mod	0	0	0	1,986
Moderate	0	0	0	2,000
Non Low Moderate	0	0	0	0
Total	0	0	0	4,976
Percent Low/Mod				100.0%

**Annual Accomplishments**

<b>Years</b>	<b>Accomplishment Narrative</b>	<b># Benefitting</b>
2018	For the period from 7/1/17 - 6/30/18 (Final) - Funds have been used toward the operations and support staff for Neighborhood Services Division for various food programs and health service referrals assisting 4,976 low income persons. cw 8/29/18	



U.S. Department of Housing and Urban Development  
Office of Community Planning and Development  
Integrated Disbursement and Information System  
CDBG Activity Summary Report (GPR) for Program Year 2018  
ORANGE COUNTY

Date: 27-Sep-2019  
Time: 9:37  
Page: 51

**PGM Year:** 2017  
**Project:** 0026 - Senior Services (Placentia) PS  
**IDIS Activity:** 2201 - Placentia Senior Services PS

**Status:** Completed 8/29/2018 4:55:19 PM  
**Location:** 401 E Chapman Ave Placentia, CA 92870-6101

**Objective:** Create suitable living environments  
**Outcome:** Availability/accessibility  
**Matrix Code:** Senior Services (05A)

**National Objective:** LMC

**Initial Funding Date:** 12/29/2017

**Description:**

Senior Services (Lunch Program)

**Financing**

	Fund Type	Grant Year	Grant	Funded Amount	Drawn In Program Year	Drawn Thru Program Year
CDBG	EN	2017	B17UC060504	\$40,000.00	\$0.00	\$40,000.00
<b>Total</b>	<b>Total</b>			<b>\$40,000.00</b>	<b>\$0.00</b>	<b>\$40,000.00</b>


**Proposed Accomplishments**

People (General) : 450

**Actual Accomplishments**

*Number assisted:*

	<b>Owner</b>		<b>Renter</b>		<b>Total</b>		<b>Person</b>	
	Total	Hispanic	Total	Hispanic	Total	Hispanic	Total	Hispanic
White:	0	0	0	0	0	0	958	0
Black/African American:	0	0	0	0	0	0	9	0
Asian:	0	0	0	0	0	0	195	0
American Indian/Alaskan Native:	0	0	0	0	0	0	0	0
Native Hawaiian/Other Pacific Islander:	0	0	0	0	0	0	0	0
American Indian/Alaskan Native & White:	0	0	0	0	0	0	0	0
Asian White:	0	0	0	0	0	0	0	0
Black/African American & White:	0	0	0	0	0	0	0	0
American Indian/Alaskan Native & Black/African American:	0	0	0	0	0	0	0	0
Other multi-racial:	0	0	0	0	0	0	38	0
Asian/Pacific Islander:	0	0	0	0	0	0	0	0
Hispanic:	0	0	0	0	0	0	0	0
<b>Total:</b>	<b>0</b>	<b>0</b>	<b>0</b>	<b>0</b>	<b>0</b>	<b>0</b>	<b>1,200</b>	<b>0</b>
Female-headed Households:	0		0		0			



U.S. Department of Housing and Urban Development  
Office of Community Planning and Development  
Integrated Disbursement and Information System  
CDBG Activity Summary Report (GPR) for Program Year 2018  
ORANGE COUNTY

Date: 27-Sep-2019

Time: 9:37

Page: 52

*Income Category:*

	<b>Owner</b>	<b>Renter</b>	<b>Total</b>	<b>Person</b>
Extremely Low	0	0	0	120
Low Mod	0	0	0	360
Moderate	0	0	0	720
Non Low Moderate	0	0	0	0
Total	0	0	0	1,200
Percent Low/Mod				100.0%

**Annual Accomplishments**

<b>Years</b>	<b>Accomplishment Narrative</b>	<b># Benefitting</b>
2017	7/1/17 - 6/30/18 (Final) - Funds were used for the senior lunch program which served 1200 older adults. The City currently partners with the Community Senior Serv to provide nutritional meals to older adults ages 60 and over.	





U.S. Department of Housing and Urban Development  
Office of Community Planning and Development  
Integrated Disbursement and Information System  
CDBG Activity Summary Report (GPR) for Program Year 2018  
ORANGE COUNTY

Date: 27-Sep-2019  
Time: 9:37  
Page: 53

**PGM Year:** 2017  
**Project:** 0027 - Pedestrian Accessibility Improvements Phase IV (Placentia)  
**IDIS Activity:** 2202 - Placentia Pedestrian Improvements - PF&I

**Status:** Completed 8/29/2018 4:49:46 PM  
**Location:** 401 E Chapman Ave Placentia, CA 92870-6101

**Objective:** Create suitable living environments  
**Outcome:** Availability/accessibility  
**Matrix Code:** Sidewalks (03L)

**National Objective:** LMC

**Initial Funding Date:** 12/29/2017

**Description:**

Funds will be used by installing 5 ADA compliant curb ramps, 5,570 square feet of sidewalk, 120 linear feet of curb and gutter.

**Financing**

	Fund Type	Grant Year	Grant	Funded Amount	Drawn In Program Year	Drawn Thru Program Year
CDBG	EN	2017	B17UC060504	\$68,565.00	\$0.00	\$68,565.00
<b>Total</b>	<b>Total</b>			<b>\$68,565.00</b>	<b>\$0.00</b>	<b>\$68,565.00</b>

**Proposed Accomplishments**

People (General) : 8,600

**Actual Accomplishments**

*Number assisted:*

	<b>Owner</b>		<b>Renter</b>		<b>Total</b>		<b>Person</b>	
	Total	Hispanic	Total	Hispanic	Total	Hispanic	Total	Hispanic
White:	0	0	0	0	0	0	12,213	0
Black/African American:	0	0	0	0	0	0	186	0
Asian:	0	0	0	0	0	0	2,666	0
American Indian/Alaskan Native:	0	0	0	0	0	0	8	0
Native Hawaiian/Other Pacific Islander:	0	0	0	0	0	0	9	0
American Indian/Alaskan Native & White:	0	0	0	0	0	0	0	0
Asian White:	0	0	0	0	0	0	0	0
Black/African American & White:	0	0	0	0	0	0	0	0
American Indian/Alaskan Native & Black/African American:	0	0	0	0	0	0	0	0
Other multi-racial:	0	0	0	0	0	0	418	0
Asian/Pacific Islander:	0	0	0	0	0	0	0	0
Hispanic:	0	0	0	0	0	0	0	0
<b>Total:</b>	<b>0</b>	<b>0</b>	<b>0</b>	<b>0</b>	<b>0</b>	<b>0</b>	<b>15,500</b>	<b>0</b>
Female-headed Households:	0		0		0			



U.S. Department of Housing and Urban Development  
Office of Community Planning and Development  
Integrated Disbursement and Information System  
CDBG Activity Summary Report (GPR) for Program Year 2018  
ORANGE COUNTY

Date: 27-Sep-2019  
Time: 9:37  
Page: 54

*Income Category:*

	Owner	Renter	Total	Person
Extremely Low	0	0	0	0
Low Mod	0	0	0	15,500
Moderate	0	0	0	0
Non Low Moderate	0	0	0	0
Total	0	0	0	15,500
Percent Low/Mod				100.0%

**Annual Accomplishments**

Years	Accomplishment Narrative	# Benefitting
2017	7/1/17 - 6/30/18 (Final) - On March 20, 2018 City Council awarded a contract for the project. A notice of completion was issued on July 10, 2018. The project is complete and all funds allocated to the project was exhausted prior to the June 30, 2018 contract date. cw 8/27/18	



U.S. Department of Housing and Urban Development  
Office of Community Planning and Development  
Integrated Disbursement and Information System  
CDBG Activity Summary Report (GPR) for Program Year 2018  
ORANGE COUNTY

Date: 27-Sep-2019  
Time: 9:37  
Page: 55

**PGM Year:** 2017  
**Project:** 0028 - Neighborhood Facility Improvement PF&I (Placentia)  
**IDIS Activity:** 2203 - Placentia Neighborhood Facility Improvements

**Status:** Completed 4/18/2019 1:24:58 PM  
**Location:** 143 S Bradford Ave Placentia, CA 92870-5614

**Objective:** Create suitable living environments  
**Outcome:** Availability/accessibility  
**Matrix Code:** Neighborhood Facilities (03E)

**National Objective:** LMA

**Initial Funding Date:** 12/29/2017

**Description:**

Neighborhood Facility Improvements - ADA Improvements to Edwin T. Powell Building

**Financing**

	Fund Type	Grant Year	Grant	Funded Amount	Drawn In Program Year	Drawn Thru Program Year
CDBG	EN	2017	B17UC060504	\$98,410.41	\$98,410.41	\$98,410.41
<b>Total</b>	<b>Total</b>			<b>\$98,410.41</b>	<b>\$98,410.41</b>	<b>\$98,410.41</b>

**Proposed Accomplishments**

Public Facilities : 4,555  
Total Population in Service Area: 4,555  
Census Tract Percent Low / Mod: 81.89

**Annual Accomplishments**

Years	Accomplishment Narrative	# Benefitting
2018	During July 1, 2017 - December 31, 2018 (Final GPR), ADA compliant accessibility improvements to the Edwin T. Powell Building was completed. Improvements include ADA bathroom renovations, entry doors and window replacement. cw 3/11/19  Closed out in IDIS. Reprogrammed \$9,713.59. cw 4/18/19	



U.S. Department of Housing and Urban Development  
Office of Community Planning and Development  
Integrated Disbursement and Information System  
CDBG Activity Summary Report (GPR) for Program Year 2018  
ORANGE COUNTY

Date: 27-Sep-2019  
Time: 9:37  
Page: 56

**PGM Year:** 2017  
**Project:** 0029 - Housing Rehabilitation - SFR (Placentia)  
**IDIS Activity:** 2204 - Placentia Housing Rehabilitation - SFR

**Status:** Completed 4/15/2019 2:38:37 PM  
**Location:** 1772 Vincente Ave Placentia, CA 92870-6620

**Objective:** Provide decent affordable housing  
**Outcome:** Sustainability  
**Matrix Code:** Rehab; Single-Unit Residential (14A) **National Objective:** LMH

**Initial Funding Date:** 12/29/2017

**Description:**

Housing Rehab - SFR - 6 units

**Financing**

	Fund Type	Grant Year	Grant	Funded Amount	Drawn In Program Year	Drawn Thru Program Year
CDBG	EN	2017	B17UC060504	\$30,115.00	\$30,115.00	\$30,115.00
<b>Total</b>	<b>Total</b>			<b>\$30,115.00</b>	<b>\$30,115.00</b>	<b>\$30,115.00</b>

**Proposed Accomplishments**

Housing Units : 6

**Actual Accomplishments**

*Number assisted:*

	<b>Owner</b>		<b>Renter</b>		<b>Total</b>		<b>Person</b>	
	Total	Hispanic	Total	Hispanic	Total	Hispanic	Total	Hispanic
White:	2	2	0	0	2	2	0	0
Black/African American:	0	0	0	0	0	0	0	0
Asian:	0	0	0	0	0	0	0	0
American Indian/Alaskan Native:	0	0	0	0	0	0	0	0
Native Hawaiian/Other Pacific Islander:	0	0	0	0	0	0	0	0
American Indian/Alaskan Native & White:	0	0	0	0	0	0	0	0
Asian White:	0	0	0	0	0	0	0	0
Black/African American & White:	0	0	0	0	0	0	0	0
American Indian/Alaskan Native & Black/African American:	0	0	0	0	0	0	0	0
Other multi-racial:	0	0	0	0	0	0	0	0
Asian/Pacific Islander:	0	0	0	0	0	0	0	0
Hispanic:	0	0	0	0	0	0	0	0
<b>Total:</b>	<b>2</b>	<b>2</b>	<b>0</b>	<b>0</b>	<b>2</b>	<b>2</b>	<b>0</b>	<b>0</b>
Female-headed Households:	2		0		2			



U.S. Department of Housing and Urban Development  
Office of Community Planning and Development  
Integrated Disbursement and Information System  
CDBG Activity Summary Report (GPR) for Program Year 2018  
ORANGE COUNTY

Date: 27-Sep-2019  
Time: 9:37  
Page: 57

*Income Category:*

	Owner	Renter	Total	Person
Extremely Low	2	0	2	0
Low Mod	0	0	0	0
Moderate	0	0	0	0
Non Low Moderate	0	0	0	0
Total	2	0	2	0
Percent Low/Mod	100.0%		100.0%	

**Annual Accomplishments**

Years	Accomplishment Narrative	# Benefitting
2017	Housing Rehab - SFR - projected 6 units  7/1/17 - 12/31/18 (Final GPR) - A total of two (2) single family rehabilitations were completed by the end of December 2018. cw 3/29/19  Activity is complete. Closed out in IDIS and reprogrammed \$36,385. cw 4/15/19	



U.S. Department of Housing and Urban Development  
Office of Community Planning and Development  
Integrated Disbursement and Information System  
CDBG Activity Summary Report (GPR) for Program Year 2018  
ORANGE COUNTY

Date: 27-Sep-2019  
Time: 9:37  
Page: 58

**PGM Year:** 2017  
**Project:** 0032 - Senior Nutrition Program (Yorba Linda) PS  
**IDIS Activity:** 2205 - Yorba Linda Senior Nutrition - PS

**Status:** Completed 8/30/2018 4:20:18 PM  
**Location:** 4845 Casa Loma Ave Yorba Linda, CA 92886-3364

**Objective:** Create suitable living environments  
**Outcome:** Availability/accessibility  
**Matrix Code:** Senior Services (05A)

**National Objective:** LMC

**Initial Funding Date:** 12/29/2017

**Description:**

Senior Nutrition Program

**Financing**

	Fund Type	Grant Year	Grant	Funded Amount	Drawn In Program Year	Drawn Thru Program Year
CDBG	EN	2017	B17UC060504	\$30,117.00	\$0.00	\$30,117.00
<b>Total</b>	<b>Total</b>			<b>\$30,117.00</b>	<b>\$0.00</b>	<b>\$30,117.00</b>

**Proposed Accomplishments**

People (General) : 300

**Actual Accomplishments**

*Number assisted:*

	<b>Owner</b>		<b>Renter</b>		<b>Total</b>		<b>Person</b>	
	Total	Hispanic	Total	Hispanic	Total	Hispanic	Total	Hispanic
White:	0	0	0	0	0	0	271	35
Black/African American:	0	0	0	0	0	0	2	0
Asian:	0	0	0	0	0	0	16	0
American Indian/Alaskan Native:	0	0	0	0	0	0	0	0
Native Hawaiian/Other Pacific Islander:	0	0	0	0	0	0	0	0
American Indian/Alaskan Native & White:	0	0	0	0	0	0	0	0
Asian White:	0	0	0	0	0	0	0	0
Black/African American & White:	0	0	0	0	0	0	0	0
American Indian/Alaskan Native & Black/African American:	0	0	0	0	0	0	0	0
Other multi-racial:	0	0	0	0	0	0	18	0
Asian/Pacific Islander:	0	0	0	0	0	0	0	0
Hispanic:	0	0	0	0	0	0	0	0
<b>Total:</b>	<b>0</b>	<b>0</b>	<b>0</b>	<b>0</b>	<b>0</b>	<b>0</b>	<b>307</b>	<b>35</b>
Female-headed Households:	0		0		0			



U.S. Department of Housing and Urban Development  
Office of Community Planning and Development  
Integrated Disbursement and Information System  
CDBG Activity Summary Report (GPR) for Program Year 2018  
ORANGE COUNTY

Date: 27-Sep-2019

Time: 9:37

Page: 59

*Income Category:*

	Owner	Renter	Total	Person
Extremely Low	0	0	0	175
Low Mod	0	0	0	58
Moderate	0	0	0	74
Non Low Moderate	0	0	0	0
Total	0	0	0	307
Percent Low/Mod				100.0%

**Annual Accomplishments**

Years	Accomplishment Narrative	# Benefitting
2017	7/1/17 - 9/30/17 - Served 3,458 meals to 166 un duplicated seniors. cw 2/27/18 10/1/17 - 12/31/17 - Served 3,319 meals to 58 unduplicated seniors during this period. cw 4/5/18 1/1/18 - 3/31/18 - Served 3,522 meals to 57 unduplicated seniors during this period. cw 5/3/18 4/1/18 - 6/30/18 (Final GPR) - Served 3,691 meals to 26 unduplicated senior during this quarter. cw 8/7/18  Closed out activity in IDIS cw 8/30/18	



U.S. Department of Housing and Urban Development  
Office of Community Planning and Development  
Integrated Disbursement and Information System  
CDBG Activity Summary Report (GPR) for Program Year 2018  
ORANGE COUNTY

Date: 27-Sep-2019  
Time: 9:37  
Page: 60

**PGM Year:** 2017

**Project:** 0034 - Senior Complex ADA Improvements HR - Multi Unit (Yorba Linda)

**IDIS Activity:** 2206 - Yorba Linda Senior Complex - HR

**Status:** Completed 8/30/2018 3:47:06 PM

**Location:** 4845 Casa Loma Ave Yorba Linda, CA 92886-3364

**Objective:** Provide decent affordable housing

**Outcome:** Availability/accessibility

**Matrix Code:** Rehab; Multi-Unit Residential (14B)

**National Objective:** LMH

**Initial Funding Date:** 12/29/2017

**Description:**

ADA improvements atEvergreenSenior Complex

**Financing**

	Fund Type	Grant Year	Grant	Funded Amount	Drawn In Program Year	Drawn Thru Program Year
CDBG	EN	2017	B17UC060504	\$109,174.00	\$0.00	\$109,174.00
<b>Total</b>	<b>Total</b>			<b>\$109,174.00</b>	<b>\$0.00</b>	<b>\$109,174.00</b>

**Proposed Accomplishments**

Housing Units : 52

**Actual Accomplishments**

*Number assisted:*

	<b>Owner</b>		<b>Renter</b>		<b>Total</b>		<b>Person</b>	
	Total	Hispanic	Total	Hispanic	Total	Hispanic	Total	Hispanic
White:	0	0	37	12	37	12	0	0
Black/African American:	0	0	1	0	1	0	0	0
Asian:	0	0	3	0	3	0	0	0
American Indian/Alaskan Native:	0	0	0	0	0	0	0	0
Native Hawaiian/Other Pacific Islander:	0	0	0	0	0	0	0	0
American Indian/Alaskan Native & White:	0	0	0	0	0	0	0	0
Asian White:	0	0	0	0	0	0	0	0
Black/African American & White:	0	0	0	0	0	0	0	0
American Indian/Alaskan Native & Black/African American:	0	0	0	0	0	0	0	0
Other multi-racial:	0	0	11	0	11	0	0	0
Asian/Pacific Islander:	0	0	0	0	0	0	0	0
Hispanic:	0	0	0	0	0	0	0	0
<b>Total:</b>	<b>0</b>	<b>0</b>	<b>52</b>	<b>12</b>	<b>52</b>	<b>12</b>	<b>0</b>	<b>0</b>
Female-headed Households:	0		0		0			





U.S. Department of Housing and Urban Development  
Office of Community Planning and Development  
Integrated Disbursement and Information System  
CDBG Activity Summary Report (GPR) for Program Year 2018  
ORANGE COUNTY

Date: 27-Sep-2019

Time: 9:37


Page: 61

*Income Category:*

	Owner	Renter	Total	Person
Extremely Low	0	21	21	0
Low Mod	0	15	15	0
Moderate	0	16	16	0
Non Low Moderate	0	0	0	0
Total	0	52	52	0
Percent Low/Mod		100.0%	100.0%	

**Annual Accomplishments**

Years	Accomplishment Narrative	# Benefitting
2017	7/1/17 - 9/30/17 - The community has all approved contracts with their selected contractor, waiting for executed Contract with County. cw 2/27/18	
	1/1/18 - 3/31/18 - Currently work is being done with the final elevator installation. cw 4/11/18	
	4/1/18 - 6/30/18 - Work has been completed with the final elevator installation. cw 8/7/18	
	Reprogrammed \$181.00 and closed out activity. cw 8/30/18	



U.S. Department of Housing and Urban Development  
Office of Community Planning and Development  
Integrated Disbursement and Information System  
CDBG Activity Summary Report (GPR) for Program Year 2018  
ORANGE COUNTY

Date: 27-Sep-2019  
Time: 9:37  
Page: 62

**PGM Year:** 2017  
**Project:** 0033 - Neighborhood Improvement Program (Yorba Linda)  
**IDIS Activity:** 2207 - Yorba Linda Neighborhood Improvement - SFR - HR

**Status:** Completed 8/30/2018 4:14:22 PM  
**Location:** 16991 Lake Terrace Way Yorba Linda, CA 92886-1514  
**Objective:** Provide decent affordable housing  
**Outcome:** Sustainability  
**Matrix Code:** Rehab; Single-Unit Residential (14A) **National Objective:** LMH

**Initial Funding Date:** 01/02/2018

**Description:**

Funds will be used to provide rehabilitation grants for up to 10 qualified homeowners for general property improvements and repairs to meet local codes, standards and ordinances.

**Financing**

	Fund Type	Grant Year	Grant	Funded Amount	Drawn In Program Year	Drawn Thru Program Year
CDBG	EN	2017	B17UC060504	\$60,225.56	\$0.00	\$60,225.56
	PI			\$1,716.44	\$0.00	\$1,716.44
<b>Total</b>	<b>Total</b>			<b>\$61,942.00</b>	<b>\$0.00</b>	<b>\$61,942.00</b>

**Proposed Accomplishments**

Housing Units : 10

**Actual Accomplishments**

*Number assisted:*

	Owner		Renter		Total		Person	
	Total	Hispanic	Total	Hispanic	Total	Hispanic	Total	Hispanic
White:	13	0	0	0	13	0	0	0
Black/African American:	0	0	0	0	0	0	0	0
Asian:	0	0	0	0	0	0	0	0
American Indian/Alaskan Native:	0	0	0	0	0	0	0	0
Native Hawaiian/Other Pacific Islander:	0	0	0	0	0	0	0	0
American Indian/Alaskan Native & White:	0	0	0	0	0	0	0	0
Asian White:	0	0	0	0	0	0	0	0
Black/African American & White:	0	0	0	0	0	0	0	0
American Indian/Alaskan Native & Black/African American:	0	0	0	0	0	0	0	0
Other multi-racial:	0	0	0	0	0	0	0	0
Asian/Pacific Islander:	0	0	0	0	0	0	0	0
Hispanic:	0	0	0	0	0	0	0	0
<b>Total:</b>	<b>13</b>	<b>0</b>	<b>0</b>	<b>0</b>	<b>13</b>	<b>0</b>	<b>0</b>	<b>0</b>

Female-headed Households:

3

0

3



U.S. Department of Housing and Urban Development  
Office of Community Planning and Development  
Integrated Disbursement and Information System  
CDBG Activity Summary Report (GPR) for Program Year 2018  
ORANGE COUNTY

Date: 27-Sep-2019

Time: 9:37

Page: 63

*Income Category:*

	Owner	Renter	Total	Person
Extremely Low	6	0	6	0
Low Mod	5	0	5	0
Moderate	2	0	2	0
Non Low Moderate	0	0	0	0
Total	13	0	13	0
Percent Low/Mod	100.0%		100.0%	

**Annual Accomplishments**

Years	Accomplishment Narrative	# Benefitting
2017	<p>Funds will be used to provide rehabilitation grants to qualified homeowners for general property improvements and repairs to meet local codes, standards and ordinances.</p> <p>7/1/17 - 9/30/17 - No projects to date, waiting for executed contract with County. cw 2/27/18</p> <p>10/1/17 - 12/31/17 - Two rehabilitation have been completed. One additional rehabilitation that had been assisted in a prior quarter, was assisted again. The grant program assisted with the removal of two (2) very dangerous trees on private property, assisted with the installation of a new roof on a single family home and a roof replacement on a mobile home. cw 4/5/18</p> <p>1/1/18 - 3/31/18 - An additional 5 rehabilitation have been completed. The grant program assisted with replacement of 3 non-operating or dilapidated furnaces, 2 non-operating air conditioning units and 2 properties were assisted with changing windows out. cw 6/6/18</p> <p>4/1/18 - 6/30/18 (Final GPR) - An additional 5 rehabilitation have been completed. The grant program assisted with the replacement of 2 non-operating or dilapidated furnaces, 1 non-operating air conditioning unit, 1 water heater replacement with additional plumbing repairs and 2 properties assisted with changing window outs. The window are original and do not provide weatherproofing and several of these types of windows in both properties do not open due to metal framing and wear and tear over the years causing dents and bends in the window tracks. 1 additional rehabilitation was invoiced for an additional cost. cw 8/7/18</p>	



U.S. Department of Housing and Urban Development  
Office of Community Planning and Development  
Integrated Disbursement and Information System  
CDBG Activity Summary Report (GPR) for Program Year 2018  
ORANGE COUNTY

Date: 27-Sep-2019  
Time: 9:37  
Page: 64

**PGM Year:** 2017  
**Project:** 0035 - ADA Improvements - Public Facility (Yorba Linda)  
**IDIS Activity:** 2208 - Yorba Linda ADA Improvements PF&I

**Status:** Completed 11/13/2018 5:36:09 PM  
**Location:** 4845 Casa Loma Ave 4845 Casa Loma Ave Yorba Linda, CA 92886-3364  
**Objective:** Create suitable living environments  
**Outcome:** Availability/accessibility  
**Matrix Code:** Neighborhood Facilities (03E)  
**National Objective:** LMC

**Initial Funding Date:** 12/29/2017

**Description:**

ADA Public improvements adding ADA ramps throughout the city.

**Financing**

	Fund Type	Grant Year	Grant	Funded Amount	Drawn In Program Year	Drawn Thru Program Year
CDBG	EN	2017	B17UC060504	\$57,950.00	\$0.00	\$57,950.00
<b>Total</b>	<b>Total</b>			<b>\$57,950.00</b>	<b>\$0.00</b>	<b>\$57,950.00</b>


**Proposed Accomplishments**

Public Facilities : 3,536

**Actual Accomplishments**

*Number assisted:*

	<b>Owner</b>		<b>Renter</b>		<b>Total</b>		<b>Person</b>	
	Total	Hispanic	Total	Hispanic	Total	Hispanic	Total	Hispanic
White:	0	0	0	0	0	0	2,696	565
Black/African American:	0	0	0	0	0	0	0	0
Asian:	0	0	0	0	0	0	584	0
American Indian/Alaskan Native:	0	0	0	0	0	0	0	0
Native Hawaiian/Other Pacific Islander:	0	0	0	0	0	0	0	0
American Indian/Alaskan Native & White:	0	0	0	0	0	0	0	0
Asian White:	0	0	0	0	0	0	0	0
Black/African American & White:	0	0	0	0	0	0	0	0
American Indian/Alaskan Native & Black/African American:	0	0	0	0	0	0	0	0
Other multi-racial:	0	0	0	0	0	0	256	0
Asian/Pacific Islander:	0	0	0	0	0	0	0	0
Hispanic:	0	0	0	0	0	0	0	0
<b>Total:</b>	<b>0</b>	<b>0</b>	<b>0</b>	<b>0</b>	<b>0</b>	<b>0</b>	<b>3,536</b>	<b>565</b>
Female-headed Households:	0		0		0			



U.S. Department of Housing and Urban Development  
Office of Community Planning and Development  
Integrated Disbursement and Information System  
CDBG Activity Summary Report (GPR) for Program Year 2018  
ORANGE COUNTY

Date: 27-Sep-2019  
Time: 9:37  
Page: 65

*Income Category:*

	Owner	Renter	Total	Person
Extremely Low	0	0	0	0
Low Mod	0	0	0	0
Moderate	0	0	0	0
Non Low Moderate	0	0	0	3,536
Total	0	0	0	3,536
Percent Low/Mod				0.0%

**Annual Accomplishments**

Years	Accomplishment Narrative	# Benefitting
2017	ADA Public improvements adding ADA ramps throughout the city.  7/1/17 - 9/30/17 - Project was bid and ramps identified. cw 2/27/18  1/1/18 - 3/31/18 - During this period, project was able to provide assistance with the rehabilitation (bringing it up to ADA requirements) with 12 handicap ramps. cw 8/7/18  4/1/18 - 6/30/18 (Final) - No expenditures during this period. Project was complete during the previous quarter. cw  Reprogrammed \$557.00 and closed out project. cw 8/30/18  Added Census information cf 11/13/18	



U.S. Department of Housing and Urban Development  
Office of Community Planning and Development  
Integrated Disbursement and Information System  
CDBG Activity Summary Report (GPR) for Program Year 2018  
ORANGE COUNTY

Date: 27-Sep-2019  
Time: 9:37  
Page: 66

**PGM Year:** 2017  
**Project:** 0038 - Facade Improvements - HR (Placentia)  
**IDIS Activity:** 2209 - Placentia - Facade Improvements - HR

**Status:** Completed 4/15/2019 2:35:04 PM  
**Location:** 116 W Santa Fe Ave 116 W. Santa Fe Ave. Placentia, CA 92870-5651

**Objective:** Create economic opportunities  
**Outcome:** Sustainability  
**Matrix Code:** Rehab; Publicly or Privately-Owned Commercial/Industrial (14E)

**National Objective:** LMC

**Initial Funding Date:** 01/02/2018

**Description:**

Housing Rehabilitation to up to 5 Businesses within the city of Placentia

**Financing**

	Fund Type	Grant Year	Grant	Funded Amount	Drawn In Program Year	Drawn Thru Program Year
CDBG	EN	2017	B17UC060504	\$38,969.11	\$38,969.11	\$38,969.11
<b>Total</b>	<b>Total</b>			<b>\$38,969.11</b>	<b>\$38,969.11</b>	<b>\$38,969.11</b>

**Proposed Accomplishments**

Businesses : 5

**Actual Accomplishments**

*Number assisted:*

	<b>Owner</b>		<b>Renter</b>		<b>Total</b>		<b>Person</b>	
	Total	Hispanic	Total	Hispanic	Total	Hispanic	Total	Hispanic
White:	0	0	0	0	0	0	2	2
Black/African American:	0	0	0	0	0	0	0	0
Asian:	0	0	0	0	0	0	0	0
American Indian/Alaskan Native:	0	0	0	0	0	0	0	0
Native Hawaiian/Other Pacific Islander:	0	0	0	0	0	0	0	0
American Indian/Alaskan Native & White:	0	0	0	0	0	0	0	0
Asian White:	0	0	0	0	0	0	0	0
Black/African American & White:	0	0	0	0	0	0	0	0
American Indian/Alaskan Native & Black/African American:	0	0	0	0	0	0	0	0
Other multi-racial:	0	0	0	0	0	0	0	0
Asian/Pacific Islander:	0	0	0	0	0	0	0	0
Hispanic:	0	0	0	0	0	0	0	0
<b>Total:</b>	<b>0</b>	<b>0</b>	<b>0</b>	<b>0</b>	<b>0</b>	<b>0</b>	<b>2</b>	<b>2</b>
Female-headed Households:	0		0		0			



U.S. Department of Housing and Urban Development  
Office of Community Planning and Development  
Integrated Disbursement and Information System  
CDBG Activity Summary Report (GPR) for Program Year 2018  
ORANGE COUNTY

Date: 27-Sep-2019  
Time: 9:37  
Page: 67

*Income Category:*

	Owner	Renter	Total	Person
Extremely Low	0	0	0	0
Low Mod	0	0	0	0
Moderate	0	0	0	0
Non Low Moderate	0	0	0	2
Total	0	0	0	2
Percent Low/Mod				0.0%

**Annual Accomplishments**

Years	Accomplishment Narrative	# Benefitting
2017	<p>The Facade Improvement Program will be implemented in an effort to remove blight and provide for the expansion of the City's tax base through the use of CDBG funded loans for eligible facade improvements to local businesses. The loans can be used for exterior improvements among the aging commercial buildings in the Old Town Placentia District area.</p> <p>During 7/1/1 - 12/31/18 (Final GPR) - 2 commercial building received CDBG funding. cw 3/11/19</p> <p>Activity is complete. Closed out in IDIS and reprogrammed \$11,030.89. cw 4/15/19</p>	



U.S. Department of Housing and Urban Development  
Office of Community Planning and Development  
Integrated Disbursement and Information System  
CDBG Activity Summary Report (GPR) for Program Year 2018  
ORANGE COUNTY

Date: 27-Sep-2019  
Time: 9:37  
Page: 68

**PGM Year:** 2017  
**Project:** 0016 - Community Center Improvements (County of Orange)  
**IDIS Activity:** 2210 - County Community Center Improvements (2017)

**Status:** Completed 4/8/2019 6:41:07 PM  
**Location:** 14900 Park Ln 18672 E. Center, Orange Midway City, CA 92655-1128

**Objective:** Create suitable living environments  
**Outcome:** Availability/accessibility  
**Matrix Code:** Neighborhood Facilities (03E)

**National Objective:** LMC

**Initial Funding Date:** 01/04/2018

**Description:**

Funds will be used for Improvements to County owned Community Centers

**Financing**

	Fund Type	Grant Year	Grant	Funded Amount	Drawn In Program Year	Drawn Thru Program Year
CDBG	EN	Pre-2015		\$24,670.94	\$0.00	\$0.00
		2014	B14UC060504		\$0.00	\$24,670.94
		2015	B15UC060504	\$89,282.13	\$37,153.51	\$89,282.13
	PI			\$78,905.14	\$11,080.25	\$78,905.14
<b>Total</b>	<b>Total</b>			<b>\$192,858.21</b>	<b>\$48,233.76</b>	<b>\$192,858.21</b>

**Proposed Accomplishments**

Public Facilities : 2,075

**Actual Accomplishments**

*Number assisted:*

	Owner		Renter		Total		Person	
	Total	Hispanic	Total	Hispanic	Total	Hispanic	Total	Hispanic
White:	0	0	0	0	0	0	1,493	1,361
Black/African American:	0	0	0	0	0	0	18	0
Asian:	0	0	0	0	0	0	894	0
American Indian/Alaskan Native:	0	0	0	0	0	0	2	0
Native Hawaiian/Other Pacific Islander:	0	0	0	0	0	0	10	0
American Indian/Alaskan Native & White:	0	0	0	0	0	0	0	0
Asian White:	0	0	0	0	0	0	18	0
Black/African American & White:	0	0	0	0	0	0	0	0
American Indian/Alaskan Native & Black/African American:	0	0	0	0	0	0	10	0
Other multi-racial:	0	0	0	0	0	0	0	0
Asian/Pacific Islander:	0	0	0	0	0	0	0	0
Hispanic:	0	0	0	0	0	0	0	0





U.S. Department of Housing and Urban Development  
Office of Community Planning and Development  
Integrated Disbursement and Information System  
CDBG Activity Summary Report (GPR) for Program Year 2018  
ORANGE COUNTY

Date: 27-Sep-2019  
Time: 9:37  
Page: 69

<b>Total:</b>	<b>0</b>	<b>0</b>	<b>0</b>	<b>0</b>	<b>0</b>	<b>0</b>	<b>2,445</b>	<b>1,361</b>
---------------	----------	----------	----------	----------	----------	----------	--------------	--------------

Female-headed Households:	0		0		0			
---------------------------	---	--	---	--	---	--	--	--

*Income Category:*

	<b>Owner</b>	<b>Renter</b>	<b>Total</b>	<b>Person</b>
Extremely Low	0	0	0	2,207
Low Mod	0	0	0	211
Moderate	0	0	0	27
Non Low Moderate	0	0	0	0
Total	0	0	0	2,445
Percent Low/Mod				100.0%

**Annual Accomplishments**

<b>Years</b>	<b>Accomplishment Narrative</b>	<b># Benefitting</b>
2017	Funds will be used for improvements to County owned community centers, Midway City and El Modena.  Final GPR - Capital Improvements include electrical, plumbing, lighting, roof, walls, flooring, termite treatment and fascia replacement, tree trimming landscaping, graffiti removal. cw 4/8/19	



U.S. Department of Housing and Urban Development  
Office of Community Planning and Development  
Integrated Disbursement and Information System  
CDBG Activity Summary Report (GPR) for Program Year 2018  
ORANGE COUNTY

Date: 27-Sep-2019  
Time: 9:37  
Page: 70

**PGM Year:** 2018  
**Project:** 0005 - Single Family Housing Rehabilitation (Brea)  
**IDIS Activity:** 2214 - City of Brea SFR Rehabilitation

**Status:** Open  
**Location:** 1051 Site Dr Spc 82 Brea, CA 92821-2132

**Objective:** Provide decent affordable housing  
**Outcome:** Affordability  
**Matrix Code:** Rehab; Single-Unit Residential (14A) **National Objective:** LMH

**Initial Funding Date:** 10/24/2018

**Description:**

Funds will be used for rehabilitation of single-family lowvery-low income owner occupied residences.  
Improvements will include interior and exterior improvements to homes and mobile home units.

**Financing**

	Fund Type	Grant Year	Grant	Funded Amount	Drawn In Program Year	Drawn Thru Program Year
CDBG	EN	2018	B18UC060504	\$201,400.00	\$28,364.24	\$28,364.24
<b>Total</b>	<b>Total</b>			<b>\$201,400.00</b>	<b>\$28,364.24</b>	<b>\$28,364.24</b>

**Proposed Accomplishments**

Housing Units : 9

**Actual Accomplishments**

*Number assisted:*

	<b>Owner</b>		<b>Renter</b>		<b>Total</b>		<b>Person</b>	
	Total	Hispanic	Total	Hispanic	Total	Hispanic	Total	Hispanic
White:	2	2	0	0	2	2	0	0
Black/African American:	0	0	0	0	0	0	0	0
Asian:	0	0	0	0	0	0	0	0
American Indian/Alaskan Native:	0	0	0	0	0	0	0	0
Native Hawaiian/Other Pacific Islander:	0	0	0	0	0	0	0	0
American Indian/Alaskan Native & White:	0	0	0	0	0	0	0	0
Asian White:	0	0	0	0	0	0	0	0
Black/African American & White:	0	0	0	0	0	0	0	0
American Indian/Alaskan Native & Black/African American:	0	0	0	0	0	0	0	0
Other multi-racial:	0	0	0	0	0	0	0	0
Asian/Pacific Islander:	0	0	0	0	0	0	0	0
Hispanic:	0	0	0	0	0	0	0	0
<b>Total:</b>	<b>2</b>	<b>2</b>	<b>0</b>	<b>0</b>	<b>2</b>	<b>2</b>	<b>0</b>	<b>0</b>
Female-headed Households:	2		0		2			



U.S. Department of Housing and Urban Development  
Office of Community Planning and Development  
Integrated Disbursement and Information System  
CDBG Activity Summary Report (GPR) for Program Year 2018  
ORANGE COUNTY

Date: 27-Sep-2019  
Time: 9:37  
Page: 71

*Income Category:*

	Owner	Renter	Total	Person
Extremely Low	1	0	1	0
Low Mod	1	0	1	0
Moderate	0	0	0	0
Non Low Moderate	0	0	0	0
Total	2	0	2	0
Percent Low/Mod	100.0%		100.0%	

**Annual Accomplishments**

Years	Accomplishment Narrative	# Benefitting
2018	7/1/18 - 6/30/19 - Two mobile homes were completed during this period. Repairs included roof, leveling, water heater code repairs, plumbing, GFCIs, and smoke detectors. One single family home is wrapping up. Three mobile homes are going through the bidding process. Three additional project will begin soon. Contract has been extended through 12/31/19. cw 8/8/19	



U.S. Department of Housing and Urban Development  
Office of Community Planning and Development  
Integrated Disbursement and Information System  
CDBG Activity Summary Report (GPR) for Program Year 2018  
ORANGE COUNTY

Date: 27-Sep-2019  
Time: 9:37  
Page: 72

**PGM Year:** 2018  
**Project:** 0009 - Brea Senior Center Kitchen Improvements (Brea)  
**IDIS Activity:** 2215 - Brea Senior Center Kitchen Improvements

**Status:** Canceled 9/18/2019 9:58:35 AM  
**Location:** 500 Sievers Ave Brea, CA 92821-5357

**Objective:** Create suitable living environments  
**Outcome:** Availability/accessibility  
**Matrix Code:** Senior Centers (03A)

**National Objective:** LMC

**Initial Funding Date:** 10/24/2018

**Description:**

Funds will be used to improve the Senior Center mobility, safety and accessibility, flooring and exterior doors improvements at the center.

**Financing**

No data returned for this view. This might be because the applied filter excludes all data.

**Proposed Accomplishments**

Public Facilities : 52,000

**Actual Accomplishments**

*Number assisted:*

	Owner		Renter		Total		Person	
	Total	Hispanic	Total	Hispanic	Total	Hispanic	Total	Hispanic
White:	0	0	0	0	0	0		0
Black/African American:	0	0	0	0	0	0	0	0
Asian:	0	0	0	0	0	0	0	0
American Indian/Alaskan Native:	0	0	0	0	0	0	0	0
Native Hawaiian/Other Pacific Islander:	0	0	0	0	0	0	0	0
American Indian/Alaskan Native & White:	0	0	0	0	0	0	0	0
Asian White:	0	0	0	0	0	0	0	0
Black/African American & White:	0	0	0	0	0	0	0	0
American Indian/Alaskan Native & Black/African American:	0	0	0	0	0	0	0	0
Other multi-racial:	0	0	0	0	0	0	0	0
Asian/Pacific Islander:	0	0	0	0	0	0	0	0



U.S. Department of Housing and Urban Development  
Office of Community Planning and Development  
Integrated Disbursement and Information System  
CDBG Activity Summary Report (GPR) for Program Year 2018  
ORANGE COUNTY

Date: 27-Sep-2019

Time: 9:37

Page: 73

Hispanic:	0	0	0	0	0	0	0	0
<b>Total:</b>	<b>0</b>	<b>0</b>	<b>0</b>	<b>0</b>	<b>0</b>	<b>0</b>	<b>0</b>	<b>0</b>

Female-headed Households:	0	0	0	0	0	0	0	0
---------------------------	---	---	---	---	---	---	---	---

*Income Category:*

	<b>Owner</b>	<b>Renter</b>	<b>Total</b>	<b>Person</b>
Extremely Low	0	0	0	0
Low Mod	0	0	0	0
Moderate	0	0	0	0
Non Low Moderate	0	0	0	0
Total	0	0	0	0

Percent Low/Mod

**Annual Accomplishments**

No data returned for this view. This might be because the applied filter excludes all data.



U.S. Department of Housing and Urban Development  
Office of Community Planning and Development  
Integrated Disbursement and Information System  
CDBG Activity Summary Report (GPR) for Program Year 2018  
ORANGE COUNTY

Date: 27-Sep-2019  
Time: 9:37  
Page: 74

**PGM Year:** 2018  
**Project:** 0018 - Placentia Hope Project (Collette's Children's Home)  
**IDIS Activity:** 2216 - Colette's Children's Home - Placentia HOPE Project

**Status:** Completed 6/30/2019 12:00:00 AM  
**Location:** Address Suppressed

**Objective:** Create suitable living environments  
**Outcome:** Availability/accessibility  
**Matrix Code:** Homeless Facilities (not operating costs) (03C)

**National Objective:** LMC

**Initial Funding Date:** 10/24/2018

**Description:**

Funds will be used to improve substandard exterior and interior of seven four-plex homeless transitional housing units

**Financing**

	Fund Type	Grant Year	Grant	Funded Amount	Drawn In Program Year	Drawn Thru Program Year
CDBG	EN	2018	B18UC060504	\$359,052.22	\$359,052.22	\$359,052.22
	PI			\$8,377.74	\$8,377.74	\$8,377.74
<b>Total</b>	<b>Total</b>			<b>\$367,429.96</b>	<b>\$367,429.96</b>	<b>\$367,429.96</b>

**Proposed Accomplishments**

Public Facilities : 322

**Actual Accomplishments**

*Number assisted:*

	<b>Owner</b>		<b>Renter</b>		<b>Total</b>		<b>Person</b>	
	Total	Hispanic	Total	Hispanic	Total	Hispanic	Total	Hispanic
White:	0	0	0	0	0	0	95	78
Black/African American:	0	0	0	0	0	0	10	0
Asian:	0	0	0	0	0	0	0	0
American Indian/Alaskan Native:	0	0	0	0	0	0	0	0
Native Hawaiian/Other Pacific Islander:	0	0	0	0	0	0	2	0
American Indian/Alaskan Native & White:	0	0	0	0	0	0	0	0
Asian White:	0	0	0	0	0	0	0	0
Black/African American & White:	0	0	0	0	0	0	0	0
American Indian/Alaskan Native & Black/African American:	0	0	0	0	0	0	0	0
Other multi-racial:	0	0	0	0	0	0	1	0
Asian/Pacific Islander:	0	0	0	0	0	0	0	0
Hispanic:	0	0	0	0	0	0	0	0
<b>Total:</b>	<b>0</b>	<b>0</b>	<b>0</b>	<b>0</b>	<b>0</b>	<b>0</b>	<b>108</b>	<b>78</b>

Female-headed Households:

0

0

0



U.S. Department of Housing and Urban Development  
Office of Community Planning and Development  
Integrated Disbursement and Information System  
CDBG Activity Summary Report (GPR) for Program Year 2018  
ORANGE COUNTY

Date: 27-Sep-2019

Time: 9:37


Page: 75

*Income Category:*

	Owner	Renter	Total	Person
Extremely Low	0	0	0	78
Low Mod	0	0	0	22
Moderate	0	0	0	8
Non Low Moderate	0	0	0	0
Total	0	0	0	108
Percent Low/Mod				100.0%

**Annual Accomplishments**

Years	Accomplishment Narrative	# Benefitting
2018	7/1/18 - 9/30/18 - Initial work has begun but no contractual items are completed. cw 12/21/18 10/1/08 - 10/31/18 - Removed and replaced kitchen cabinets, sink, counter top and install new garbage disposal in one unit, repair/replace roofs, and repair/replace garage roofs. cw 4/4/19 11/1/18 - 11/30/18 - Completed laundry room and garage roof repairs. cw 6/3/19 12/1/18 - 12/31/18 - Unit #1047 started this month, payment was made to contractor as progress payment. cw 7/2/19 1/1/19 - 1/31/19 - Completed Kitchen Cabinets for Units #1046-1052 cw 7/2/19 2/1/19 - Unit #1045 and 1047 were completed. cw 8/8/19 4/1/19 - 4/30/19 - Continued work on #1049 and concrete on #1062-1068. cw 8/8/19 5/1/19 - 5/31/19 (Final GPR) - Worked on Unit #1049 and 1051 and complete concrete. cw 8/8/19  Activity complete. Closed out in IDIS and reprogrammed \$3,570.04 in direct staff cost. cw 9/26/19	



U.S. Department of Housing and Urban Development  
Office of Community Planning and Development  
Integrated Disbursement and Information System  
CDBG Activity Summary Report (GPR) for Program Year 2018  
ORANGE COUNTY

Date: 27-Sep-2019  
Time: 9:37  
Page: 76

**PGM Year:** 2018  
**Project:** 0013 - Apartment Row Alley Project (Cont'd) & Sidewalk Lifts (Los Alamitos)  
**IDIS Activity:** 2217 - City of Los Alamitos Apartment Row Alley

**Status:** Open  
**Location:** 3191 Katella Ave Throught the City Los Alamitos, CA  
90720-2335

**Objective:** Create suitable living environments  
**Outcome:** Availability/accessibility  
**Matrix Code:** Street Improvements (03K)

**National Objective:** LMA

**Initial Funding Date:** 10/24/2018

**Description:**

Funds will be used for apartment row alley and sidewalk improvements.

**Financing**

	Fund Type	Grant Year	Grant	Funded Amount	Drawn In Program Year	Drawn Thru Program Year
CDBG	EN	2018	B18UC060504	\$143,100.00	\$6,694.43	\$6,694.43
<b>Total</b>	<b>Total</b>			<b>\$143,100.00</b>	<b>\$6,694.43</b>	<b>\$6,694.43</b>

**Proposed Accomplishments**

People (General) : 1,426

Total Population in Service Area: 2,520

Census Tract Percent Low / Mod: 55.95

**Annual Accomplishments**

Years	Accomplishment Narrative	# Benefitting
2018	7/1/18 - 12/31/18 - The request for bids has gone out to the public. The deadline for submissions is 2/21/19. cw 2/27/19 January - March 2019 - The project is scheduled to begin at the beginning of June. cw 4/9/19 Contract has been extended through 12/31/19 and project is scheduled to begin at the beginning of July due to the contractor's late submission of liability insurance documents. cw 7/2/19	





U.S. Department of Housing and Urban Development  
Office of Community Planning and Development  
Integrated Disbursement and Information System  
CDBG Activity Summary Report (GPR) for Program Year 2018  
ORANGE COUNTY

Date: 27-Sep-2019  
Time: 9:37  
Page: 77

**PGM Year:** 2018  
**Project:** 0006 - Single-Family Housing Rehabilitation Program (Cypress)  
**IDIS Activity:** 2218 - City of Cypress SFR Rehabilitation

**Status:** Open  
**Location:** 4180 Avenida Sevilla Cypress, CA 90630-3414  
**Objective:** Provide decent affordable housing  
**Outcome:** Affordability  
**Matrix Code:** Rehab; Single-Unit Residential (14A) **National Objective:** LMH

**Initial Funding Date:** 10/24/2018

**Description:**

Funds will be used to support the Home Enhancement Program or HELP II, which provides forgivable loans up to \$20,000 to income eligible homeowners in order to assist them with home improvements.

**Financing**

	Fund Type	Grant Year	Grant	Funded Amount	Drawn In Program Year	Drawn Thru Program Year
CDBG	EN	2018	B18UC060504	\$169,600.00	\$110,950.28	\$110,950.28
<b>Total</b>	<b>Total</b>			<b>\$169,600.00</b>	<b>\$110,950.28</b>	<b>\$110,950.28</b>

**Proposed Accomplishments**

Housing Units : 6

**Actual Accomplishments**

*Number assisted:*

	<b>Owner</b>		<b>Renter</b>		<b>Total</b>		<b>Person</b>	
	Total	Hispanic	Total	Hispanic	Total	Hispanic	Total	Hispanic
White:	4	2	0	0	4	2	0	0
Black/African American:	0	0	0	0	0	0	0	0
Asian:	0	0	0	0	0	0	0	0
American Indian/Alaskan Native:	0	0	0	0	0	0	0	0
Native Hawaiian/Other Pacific Islander:	0	0	0	0	0	0	0	0
American Indian/Alaskan Native & White:	0	0	0	0	0	0	0	0
Asian White:	0	0	0	0	0	0	0	0
Black/African American & White:	0	0	0	0	0	0	0	0
American Indian/Alaskan Native & Black/African American:	0	0	0	0	0	0	0	0
Other multi-racial:	0	0	0	0	0	0	0	0
Asian/Pacific Islander:	0	0	0	0	0	0	0	0
Hispanic:	0	0	0	0	0	0	0	0
<b>Total:</b>	<b>4</b>	<b>2</b>	<b>0</b>	<b>0</b>	<b>4</b>	<b>2</b>	<b>0</b>	<b>0</b>
Female-headed Households:	0		0		0			



U.S. Department of Housing and Urban Development  
Office of Community Planning and Development  
Integrated Disbursement and Information System  
CDBG Activity Summary Report (GPR) for Program Year 2018  
ORANGE COUNTY

Date: 27-Sep-2019  
Time: 9:37  
Page: 78

*Income Category:*

	Owner	Renter	Total	Person
Extremely Low	0	0	0	0
Low Mod	2	0	2	0
Moderate	2	0	2	0
Non Low Moderate	0	0	0	0
Total	4	0	4	0
Percent Low/Mod	100.0%		100.0%	

**Annual Accomplishments**

Years	Accomplishment Narrative	# Benefitting
2018	July 1 - September 30, 2018 - During this reporting period, loan servicing and construction management fees were paid, two rehab were completed. cw 12/4/18	
	October 1, 2018 - April 30, 2019 - During this reporting period, one rehab was completed. cw 7/2/19	
	May - June 2019 - During this reporting period, one rehab was completed. cw 8/1/19	



U.S. Department of Housing and Urban Development  
Office of Community Planning and Development  
Integrated Disbursement and Information System  
CDBG Activity Summary Report (GPR) for Program Year 2018  
ORANGE COUNTY

Date: 27-Sep-2019  
Time: 9:37  
Page: 79

**PGM Year:** 2018  
**Project:** 0010 - Cambridge & Bloomfield Sewer Improvements (Cypress)  
**IDIS Activity:** 2219 - City of Cypress Cambridge & Bloomfield Sewer Improvements

**Status:** Open  
**Location:** 9200 Bloomfield Ave Cypress, CA 90630-2443

**Objective:** Create suitable living environments  
**Outcome:** Availability/accessibility  
**Matrix Code:** Water/Sewer Improvements (03J)

**National Objective:** LMA

**Initial Funding Date:** 10/24/2018

**Description:**

Funds will be used to improve and rehabilitate substandard sewer facilities located in a low income CDBG benefit area.

**Financing**

	Fund Type	Grant Year	Grant	Funded Amount	Drawn In Program Year	Drawn Thru Program Year
CDBG	EN	2018	B18UC060504	\$275,600.00	\$9,452.69	\$9,452.69
<b>Total</b>	<b>Total</b>			<b>\$275,600.00</b>	<b>\$9,452.69</b>	<b>\$9,452.69</b>

**Proposed Accomplishments**

People (General) : 947  
Total Population in Service Area: 1,285  
Census Tract Percent Low / Mod: 66.54

**Annual Accomplishments**

No data returned for this view. This might be because the applied filter excludes all data.



U.S. Department of Housing and Urban Development  
Office of Community Planning and Development  
Integrated Disbursement and Information System  
CDBG Activity Summary Report (GPR) for Program Year 2018  
ORANGE COUNTY

Date: 27-Sep-2019  
Time: 9:37  
Page: 80

**PGM Year:** 2018  
**Project:** 0008 - Housing Rehabilitation Program (Stanton)  
**IDIS Activity:** 2220 - City of Stanton Housing Rehabilitation Program

**Status:** Open  
**Location:** 10415 W Briar Oaks Dr Apt C Stanton, CA 90680-4243

**Objective:** Provide decent affordable housing  
**Outcome:** Affordability  
**Matrix Code:** Rehab; Single-Unit Residential (14A) **National Objective:** LMH

**Initial Funding Date:** 10/24/2018

**Description:**

Funds will be used for a rehabilitation program for very low and low income residents.  
Improvements must be exterior items or address life safety issues.

**Financing**

	Fund Type	Grant Year	Grant	Funded Amount	Drawn In Program Year	Drawn Thru Program Year
CDBG	EN	2018	B18UC060504	\$106,000.00	\$17,538.22	\$17,538.22
<b>Total</b>	<b>Total</b>			<b>\$106,000.00</b>	<b>\$17,538.22</b>	<b>\$17,538.22</b>


**Proposed Accomplishments**

Housing Units : 20

**Actual Accomplishments**

*Number assisted:*

	<b>Owner</b>		<b>Renter</b>		<b>Total</b>		<b>Person</b>	
	Total	Hispanic	Total	Hispanic	Total	Hispanic	Total	Hispanic
White:	3	1	0	0	3	1	0	0
Black/African American:	1	0	0	0	1	0	0	0
Asian:	1	0	0	0	1	0	0	0
American Indian/Alaskan Native:	0	0	0	0	0	0	0	0
Native Hawaiian/Other Pacific Islander:	0	0	0	0	0	0	0	0
American Indian/Alaskan Native & White:	0	0	0	0	0	0	0	0
Asian White:	0	0	0	0	0	0	0	0
Black/African American & White:	0	0	0	0	0	0	0	0
American Indian/Alaskan Native & Black/African American:	0	0	0	0	0	0	0	0
Other multi-racial:	0	0	0	0	0	0	0	0
Asian/Pacific Islander:	0	0	0	0	0	0	0	0
Hispanic:	0	0	0	0	0	0	0	0
<b>Total:</b>	<b>5</b>	<b>1</b>	<b>0</b>	<b>0</b>	<b>5</b>	<b>1</b>	<b>0</b>	<b>0</b>
Female-headed Households:	3		0		3			



U.S. Department of Housing and Urban Development  
Office of Community Planning and Development  
Integrated Disbursement and Information System  
CDBG Activity Summary Report (GPR) for Program Year 2018  
ORANGE COUNTY

Date: 27-Sep-2019  
Time: 9:37  
Page: 81

*Income Category:*

	Owner	Renter	Total	Person
Extremely Low	0	0	0	0
Low Mod	0	0	0	0
Moderate	5	0	5	0
Non Low Moderate	0	0	0	0
Total	5	0	5	0
Percent Low/Mod	100.0%		100.0%	

**Annual Accomplishments**

Years	Accomplishment Narrative	# Benefitting
2018	<p>7/1/18 - 9/30/18 - To date, seven applications were received. Three applicants did not qualify and four applications are currently being processed. cw 2/27/19</p> <p>10/1/18 - 12/30/18 - One homeowner has been assisted through the program. An additional two homeowners are in the process of completing their home improvements and three homeowners are currently in the application process. cw 2/27/19</p> <p>1/1/19 - 3/31/19 - Two additional homeowners for a total of 3 homeowners have been assisted through the program. An additional two homeowners are currently in the application process. cw 8/8/19</p> <p>4/1/19 - 6/30/19 (Final GPR) - Two additional homeowners for a total of 5 homeowners assisted through this program. cw 8/8/19</p>	



U.S. Department of Housing and Urban Development  
Office of Community Planning and Development  
Integrated Disbursement and Information System  
CDBG Activity Summary Report (GPR) for Program Year 2018  
ORANGE COUNTY

Date: 27-Sep-2019  
Time: 9:37  
Page: 82

**PGM Year:** 2018  
**Project:** 0012 - Florence Sylvester Memorial Senior Center Rehabilitation (Laguna Hills)  
**IDIS Activity:** 2221 - City of Laguna Hills Florence Sylvester Memorial Senior Center Rehabilitation

**Status:** Completed 6/30/2019 12:00:00 AM  
**Location:** 23721 Moulton Pkwy Laguna Hills, CA 92653-1913  
**Objective:** Create suitable living environments  
**Outcome:** Availability/accessibility  
**Matrix Code:** Senior Centers (03A)  
**National Objective:** LMC

**Initial Funding Date:** 10/24/2018

**Description:**

Funds will be used to replace three (3) HVAC units and one (1) hot water unit.  
The project is needed to improve the existing units with high efficiency units that utilize HEPA filters in order to increase the health and safety of the Center for the elderly/frail elderly.

**Financing**

	Fund Type	Grant Year	Grant	Funded Amount	Drawn In Program Year	Drawn Thru Program Year
CDBG	EN	2018	B18UC060504	\$73,825.00	\$73,825.00	\$73,825.00
<b>Total</b>	<b>Total</b>			<b>\$73,825.00</b>	<b>\$73,825.00</b>	<b>\$73,825.00</b>


**Proposed Accomplishments**

Public Facilities : 4,575

**Actual Accomplishments**

*Number assisted:*

	Owner		Renter		Total		Person	
	Total	Hispanic	Total	Hispanic	Total	Hispanic	Total	Hispanic
White:	0	0	0	0	0	0	612	45
Black/African American:	0	0	0	0	0	0	15	0
Asian:	0	0	0	0	0	0	61	0
American Indian/Alaskan Native:	0	0	0	0	0	0	0	0
Native Hawaiian/Other Pacific Islander:	0	0	0	0	0	0	3	0
American Indian/Alaskan Native & White:	0	0	0	0	0	0	0	0
Asian White:	0	0	0	0	0	0	0	0
Black/African American & White:	0	0	0	0	0	0	0	0
American Indian/Alaskan Native & Black/African American:	0	0	0	0	0	0	0	0
Other multi-racial:	0	0	0	0	0	0	23	0
Asian/Pacific Islander:	0	0	0	0	0	0	0	0
Hispanic:	0	0	0	0	0	0	0	0
<b>Total:</b>	<b>0</b>	<b>0</b>	<b>0</b>	<b>0</b>	<b>0</b>	<b>0</b>	<b>714</b>	<b>45</b>
Female-headed Households:	0		0		0			



U.S. Department of Housing and Urban Development  
Office of Community Planning and Development  
Integrated Disbursement and Information System  
CDBG Activity Summary Report (GPR) for Program Year 2018  
ORANGE COUNTY

Date: 27-Sep-2019  
Time: 9:37  
Page: 83

*Income Category:*

	Owner	Renter	Total	Person
Extremely Low	0	0	0	452
Low Mod	0	0	0	146
Moderate	0	0	0	75
Non Low Moderate	0	0	0	41
Total	0	0	0	714
Percent Low/Mod				94.3%

**Annual Accomplishments**

Years	Accomplishment Narrative	# Benefitting
2018	7/1/18 - 6/30/19 (Final GPR) - Removed and replace three (3) HVAC units. cw 8/26/19  Closed out activity in IDIS and reprogrammed \$375. Project is complete. cw 9/4/19	



U.S. Department of Housing and Urban Development  
Office of Community Planning and Development  
Integrated Disbursement and Information System  
CDBG Activity Summary Report (GPR) for Program Year 2018  
ORANGE COUNTY

Date: 27-Sep-2019  
Time: 9:37  
Page: 84

**PGM Year:** 2018  
**Project:** 0016 - Administration (CDBG)  
**IDIS Activity:** 2226 - County of Orange Administration (CDBG)

**Status:** Completed 9/26/2019 2:08:01 PM  
**Location:** ,

**Objective:**  
**Outcome:**  
**Matrix Code:** General Program Administration (21A) **National Objective:**

**Initial Funding Date:** 10/24/2018

**Description:**

Funds will be utilized for administration of HUD-sponsored Urban County CDBG program.

**Financing**

	Fund Type	Grant Year	Grant	Funded Amount	Drawn In Program Year	Drawn Thru Program Year
CDBG	EN	2018	B18UC060504	\$348,570.01	\$348,570.01	\$348,570.01
	PI			\$137,512.81	\$137,512.81	\$137,512.81
<b>Total</b>	<b>Total</b>			<b>\$486,082.82</b>	<b>\$486,082.82</b>	<b>\$486,082.82</b>

**Proposed Accomplishments**

**Actual Accomplishments**

*Number assisted:*

	<b>Owner</b>		<b>Renter</b>		<b>Total</b>		<b>Person</b>	
	Total	Hispanic	Total	Hispanic	Total	Hispanic	Total	Hispanic
White:					0	0		
Black/African American:					0	0		
Asian:					0	0		
American Indian/Alaskan Native:					0	0		
Native Hawaiian/Other Pacific Islander:					0	0		
American Indian/Alaskan Native & White:					0	0		
Asian White:					0	0		
Black/African American & White:					0	0		
American Indian/Alaskan Native & Black/African American:					0	0		
Other multi-racial:					0	0		
Asian/Pacific Islander:					0	0		
Hispanic:					0	0		
<b>Total:</b>	<b>0</b>	<b>0</b>	<b>0</b>	<b>0</b>	<b>0</b>	<b>0</b>	<b>0</b>	<b>0</b>
Female-headed Households:					0			





U.S. Department of Housing and Urban Development  
Office of Community Planning and Development  
Integrated Disbursement and Information System  
CDBG Activity Summary Report (GPR) for Program Year 2018  
ORANGE COUNTY

Date: 27-Sep-2019

Time: 9:37

Page: 85

*Income Category:*

	Owner	Renter	Total	Person
Extremely Low			0	
Low Mod			0	
Moderate			0	
Non Low Moderate			0	
Total	0	0	0	0
Percent Low/Mod				

**Annual Accomplishments**

No data returned for this view. This might be because the applied filter excludes all data.



U.S. Department of Housing and Urban Development  
Office of Community Planning and Development  
Integrated Disbursement and Information System  
CDBG Activity Summary Report (GPR) for Program Year 2018  
ORANGE COUNTY

Date: 27-Sep-2019  
Time: 9:37  
Page: 86

**PGM Year:** 2018  
**Project:** 0027 - Public Services - Neighborhood Services (Placentia)  
**IDIS Activity:** 2228 - Placentia Neighborhood Services PS

**Status:** Completed 6/30/2019 12:00:00 AM  
**Location:** 401 E Chapman Ave Placentia, CA 92870-6101

**Objective:** Create suitable living environments  
**Outcome:** Availability/accessibility  
**Matrix Code:** Other Public Services Not Listed in 05A-05Y, 03T (05Z)

**National Objective:** LMC

**Initial Funding Date:** 10/24/2018

**Description:**

Funds will be used for the operations and support staff on the Neighborhood Services Division for various food distribution programs and coordinating services for low income residents.

**Financing**

	Fund Type	Grant Year	Grant	Funded Amount	Drawn In Program Year	Drawn Thru Program Year
CDBG	EN	2018	B18UC060504	\$42,142.00	\$42,142.00	\$42,142.00
<b>Total</b>	<b>Total</b>			<b>\$42,142.00</b>	<b>\$42,142.00</b>	<b>\$42,142.00</b>

**Proposed Accomplishments**

People (General) : 800

**Actual Accomplishments**

*Number assisted:*

	<b>Owner</b>		<b>Renter</b>		<b>Total</b>		<b>Person</b>	
	Total	Hispanic	Total	Hispanic	Total	Hispanic	Total	Hispanic
White:	0	0	0	0	0	0	4,730	850
Black/African American:	0	0	0	0	0	0	65	0
Asian:	0	0	0	0	0	0	930	0
American Indian/Alaskan Native:	0	0	0	0	0	0	0	0
Native Hawaiian/Other Pacific Islander:	0	0	0	0	0	0	31	0
American Indian/Alaskan Native & White:	0	0	0	0	0	0	0	0
Asian White:	0	0	0	0	0	0	3	0
Black/African American & White:	0	0	0	0	0	0	1	0
American Indian/Alaskan Native & Black/African American:	0	0	0	0	0	0	0	0
Other multi-racial:	0	0	0	0	0	0	0	0
Asian/Pacific Islander:	0	0	0	0	0	0	0	0
Hispanic:	0	0	0	0	0	0	0	0
<b>Total:</b>	<b>0</b>	<b>0</b>	<b>0</b>	<b>0</b>	<b>0</b>	<b>0</b>	<b>5,760</b>	<b>850</b>
Female-headed Households:	0		0		0			



U.S. Department of Housing and Urban Development  
Office of Community Planning and Development  
Integrated Disbursement and Information System  
CDBG Activity Summary Report (GPR) for Program Year 2018  
ORANGE COUNTY

Date: 27-Sep-2019  
Time: 9:37  
Page: 87

*Income Category:*

	Owner	Renter	Total	Person
Extremely Low	0	0	0	1,120
Low Mod	0	0	0	1,990
Moderate	0	0	0	2,100
Non Low Moderate	0	0	0	550
Total	0	0	0	5,760
Percent Low/Mod				90.5%

**Annual Accomplishments**

Years	Accomplishment Narrative	# Benefitting
2018	For the period from July 1, 2018 - June 30, 2019, the City used funds toward the operations and support staff for Neighborhood Services Division for various food programs and health services referrals. The program assisted 5,760. cw 9/4/19  Project completed and closed out in IDIS. cw 9/11/19	



U.S. Department of Housing and Urban Development  
Office of Community Planning and Development  
Integrated Disbursement and Information System  
CDBG Activity Summary Report (GPR) for Program Year 2018  
ORANGE COUNTY

Date: 27-Sep-2019  
Time: 9:37  
Page: 88

**PGM Year:** 2018  
**Project:** 0028 - Public Services - Senior Services (Placentia)  
**IDIS Activity:** 2229 - Placentia Senior Services PS

**Status:** Completed 6/30/2019 12:00:00 AM  
**Location:** 401 E Chapman Ave Placentia, CA 92870-6101

**Objective:** Create suitable living environments  
**Outcome:** Availability/accessibility  
**Matrix Code:** Senior Services (05A)

**National Objective:** LMC

**Initial Funding Date:** 10/24/2018

**Description:**

Funds will be used for the operations and support staff at the Senior Center.

**Financing**

	Fund Type	Grant Year	Grant	Funded Amount	Drawn In Program Year	Drawn Thru Program Year
CDBG	EN	2018	B18UC060504	\$22,142.00	\$22,142.00	\$22,142.00
<b>Total</b>	<b>Total</b>			<b>\$22,142.00</b>	<b>\$22,142.00</b>	<b>\$22,142.00</b>


**Proposed Accomplishments**

People (General) : 450

**Actual Accomplishments**

*Number assisted:*

	<b>Owner</b>		<b>Renter</b>		<b>Total</b>		<b>Person</b>	
	Total	Hispanic	Total	Hispanic	Total	Hispanic	Total	Hispanic
White:	0	0	0	0	0	0	1,006	0
Black/African American:	0	0	0	0	0	0	9	0
Asian:	0	0	0	0	0	0	197	0
American Indian/Alaskan Native:	0	0	0	0	0	0	0	0
Native Hawaiian/Other Pacific Islander:	0	0	0	0	0	0	0	0
American Indian/Alaskan Native & White:	0	0	0	0	0	0	0	0
Asian White:	0	0	0	0	0	0	0	0
Black/African American & White:	0	0	0	0	0	0	0	0
American Indian/Alaskan Native & Black/African American:	0	0	0	0	0	0	0	0
Other multi-racial:	0	0	0	0	0	0	38	0
Asian/Pacific Islander:	0	0	0	0	0	0	0	0
Hispanic:	0	0	0	0	0	0	0	0
<b>Total:</b>	<b>0</b>	<b>0</b>	<b>0</b>	<b>0</b>	<b>0</b>	<b>0</b>	<b>1,250</b>	<b>0</b>
Female-headed Households:	0		0		0			



U.S. Department of Housing and Urban Development  
Office of Community Planning and Development  
Integrated Disbursement and Information System  
CDBG Activity Summary Report (GPR) for Program Year 2018  
ORANGE COUNTY

Date: 27-Sep-2019  
Time: 9:37  
Page: 89

*Income Category:*

	Owner	Renter	Total	Person
Extremely Low	0	0	0	120
Low Mod	0	0	0	390
Moderate	0	0	0	740
Non Low Moderate	0	0	0	0
Total	0	0	0	1,250
Percent Low/Mod				100.0%

**Annual Accomplishments**

Years	Accomplishment Narrative	# Benefitting
2018	From Jun 1, 2018 - June 30, 2019 - funds were used towards staff salaried to provide the Senior Lunch Program. The City currently partners with the Community Senior Srv to provide nutritional meals to older adult ages 60 and over. During this period, the program served 1,250 seniors. cw 9/4/19  Activity completed and closed out in IDIS. cw 9/11/19	



U.S. Department of Housing and Urban Development  
Office of Community Planning and Development  
Integrated Disbursement and Information System  
CDBG Activity Summary Report (GPR) for Program Year 2018  
ORANGE COUNTY

Date: 27-Sep-2019  
Time: 9:37  
Page: 90

**PGM Year:** 2018  
**Project:** 0029 - Housing Rehabilitation - SFR (Placentia)  
**IDIS Activity:** 2230 - Placentia Housing Rehabilitation SFR

**Status:** Open  
**Location:** 401 E Chapman Ave Placentia, CA 92870-6101

**Objective:** Provide decent affordable housing  
**Outcome:** Sustainability  
**Matrix Code:** Rehab; Single-Unit Residential (14A) **National Objective:** LMH

**Initial Funding Date:** 10/24/2018

**Description:**

Funds will be used to implement a housing rehabilitation grant program.

The program will assist income qualified homeowners that reside in single family residences and mobile homes with roofing repairs, ADA accessibility, energy efficiency improvement, window and paint.

**Financing**

	Fund Type	Grant Year	Grant	Funded Amount	Drawn In Program Year	Drawn Thru Program Year
CDBG	EN	2018	B18UC060504	\$12,500.00	\$0.00	\$0.00
<b>Total</b>	<b>Total</b>			<b>\$12,500.00</b>	<b>\$0.00</b>	<b>\$0.00</b>

**Proposed Accomplishments**

Housing Units : 1

**Actual Accomplishments**

*Number assisted:*

	Owner		Renter		Total		Person	
	Total	Hispanic	Total	Hispanic	Total	Hispanic	Total	Hispanic
White:	0	0	0	0	0	0		0
Black/African American:	0	0	0	0	0	0	0	0
Asian:	0	0	0	0	0	0	0	0
American Indian/Alaskan Native:	0	0	0	0	0	0	0	0
Native Hawaiian/Other Pacific Islander:	0	0	0	0	0	0	0	0
American Indian/Alaskan Native & White:	0	0	0	0	0	0	0	0
Asian White:	0	0	0	0	0	0	0	0
Black/African American & White:	0	0	0	0	0	0	0	0
American Indian/Alaskan Native & Black/African American:	0	0	0	0	0	0	0	0
Other multi-racial:	0	0	0	0	0	0	0	0
Asian/Pacific Islander:	0	0	0	0	0	0	0	0
Hispanic:	0	0	0	0	0	0	0	0
<b>Total:</b>	<b>0</b>	<b>0</b>	<b>0</b>	<b>0</b>	<b>0</b>	<b>0</b>	<b>0</b>	<b>0</b>



U.S. Department of Housing and Urban Development  
Office of Community Planning and Development  
Integrated Disbursement and Information System  
CDBG Activity Summary Report (GPR) for Program Year 2018  
ORANGE COUNTY

Date: 27-Sep-2019

Time: 9:37

Page: 91

Female-headed Households:

0 0 0

*Income Category:*

	Owner	Renter	Total	Person
Extremely Low	0	0	0	0
Low Mod	0	0	0	0
Moderate	0	0	0	0
Non Low Moderate	0	0	0	0
Total	0	0	0	0

Percent Low/Mod

**Annual Accomplishments**

No data returned for this view. This might be because the applied filter excludes all data.



U.S. Department of Housing and Urban Development  
Office of Community Planning and Development  
Integrated Disbursement and Information System  
CDBG Activity Summary Report (GPR) for Program Year 2018  
ORANGE COUNTY

Date: 27-Sep-2019  
Time: 9:37  
Page: 92

**PGM Year:** 2018  
**Project:** 0031 - Facade Improvement Program (Placentia)  
**IDIS Activity:** 2231 - Placentia Facade Improvements HR

**Status:** Open  
**Location:** 401 E Chapman Ave Placentia, CA 92870-6101

**Objective:** Create suitable living environments  
**Outcome:** Sustainability  
**Matrix Code:** Rehab; Publicly or Privately-Owned  
Commercial/Industrial (14E)

**National Objective:** LMC

**Initial Funding Date:** 10/24/2018

**Description:**

Funds will be used for facade improvement for 3 - 5 businesses.

**Financing**

	Fund Type	Grant Year	Grant	Funded Amount	Drawn In Program Year	Drawn Thru Program Year
CDBG	EN	2018	B18UC060504	\$50,000.00	\$0.00	\$0.00
<b>Total</b>	<b>Total</b>			<b>\$50,000.00</b>	<b>\$0.00</b>	<b>\$0.00</b>

**Proposed Accomplishments**


Businesses : 3

**Actual Accomplishments**

*Number assisted:*

	<b>Owner</b>		<b>Renter</b>		<b>Total</b>		<b>Person</b>	
	Total	Hispanic	Total	Hispanic	Total	Hispanic	Total	Hispanic
White:	0	0	0	0	0	0		0
Black/African American:	0	0	0	0	0	0	0	0
Asian:	0	0	0	0	0	0	0	0
American Indian/Alaskan Native:	0	0	0	0	0	0	0	0
Native Hawaiian/Other Pacific Islander:	0	0	0	0	0	0	0	0
American Indian/Alaskan Native & White:	0	0	0	0	0	0	0	0
Asian White:	0	0	0	0	0	0	0	0
Black/African American & White:	0	0	0	0	0	0	0	0
American Indian/Alaskan Native & Black/African American:	0	0	0	0	0	0	0	0
Other multi-racial:	0	0	0	0	0	0	0	0
Asian/Pacific Islander:	0	0	0	0	0	0	0	0
Hispanic:	0	0	0	0	0	0	0	0
<b>Total:</b>	<b>0</b>	<b>0</b>	<b>0</b>	<b>0</b>	<b>0</b>	<b>0</b>	<b>0</b>	<b>0</b>
Female-headed Households:	0		0		0			





U.S. Department of Housing and Urban Development  
Office of Community Planning and Development  
Integrated Disbursement and Information System  
CDBG Activity Summary Report (GPR) for Program Year 2018  
ORANGE COUNTY

Date: 27-Sep-2019

Time: 9:37

Page: 93

*Income Category:*

	Owner	Renter	Total	Person
Extremely Low	0	0	0	0
Low Mod	0	0	0	0
Moderate	0	0	0	0
Non Low Moderate	0	0	0	0
Total	0	0	0	0
Percent Low/Mod				

**Annual Accomplishments**

No data returned for this view. This might be because the applied filter excludes all data.



U.S. Department of Housing and Urban Development  
Office of Community Planning and Development  
Integrated Disbursement and Information System  
CDBG Activity Summary Report (GPR) for Program Year 2018  
ORANGE COUNTY

Date: 27-Sep-2019  
Time: 9:37  
Page: 94

**PGM Year:** 2018

**Project:** 0030 - Job Creation and Business Incentive Program (Placentia)

**IDIS Activity:** 2232 - Placentia Job Creation and Business Incentive Program

**Status:** Canceled 8/30/2019 1:05:12 PM

**Location:** 401 E Chapman Ave Placentia, CA 92870-6101

**Objective:** Create economic opportunities

**Outcome:** Sustainability

**Matrix Code:** ED Direct Financial Assistance to For-Profits (18A)

**National Objective:** LMA

**Initial Funding Date:** 10/24/2018

**Description:**

Funds will be used to assist new or expanding businesses by providing them with financial assistance.  
for job creations for low and moderate income persons.

**Financing**

No data returned for this view. This might be because the applied filter excludes all data.

**Proposed Accomplishments**

Businesses : 2

Total Population in Service Area: 10,235

Census Tract Percent Low / Mod: 79.78

**Annual Accomplishments**

Years	Accomplishment Narrative	# Benefitting
2018	Project was cancelled. Funds will be reprogrammed to City of Placentia Façade Improvements Project (IDIS #2231). cw 8/30/19	



U.S. Department of Housing and Urban Development  
Office of Community Planning and Development  
Integrated Disbursement and Information System  
CDBG Activity Summary Report (GPR) for Program Year 2018  
ORANGE COUNTY

Date: 27-Sep-2019  
Time: 9:37  
Page: 95

<b>PGM Year:</b>	2018		
<b>Project:</b>	0025 - Neighborhood Facility Improvements - PF&I (Placentia)		
<b>IDIS Activity:</b>	2233 - Placentia Neighborhood Facility ADA Imp PFI		
<b>Status:</b>	Canceled 8/30/2019 1:10:03 PM	<b>Objective:</b>	Create suitable living environments
<b>Location:</b>	401 E Chapman Ave 1001 E. Palm Drive Placentia, CA 92870-6101	<b>Outcome:</b>	Availability/accessibility
		<b>Matrix Code:</b>	Neighborhood Facilities (03E)
		<b>National Objective:</b>	LMA

**Initial Funding Date:** 10/24/2018

**Description:**

Funds will be used to improvement Parque del Arroyo Verde park to create a safe and accessible area for the surrounding community to access. Project is cancelled and was never funded.

Funds allocated in contract to this activity was be transferred to City of Placentia Ped Accs PFI project (IDIS #2234).  
cw83019

**Financing**

No data returned for this view. This might be because the applied filter excludes all data.

**Proposed Accomplishments**

Public Facilities : 700  
Total Population in Service Area: 5,815  
Census Tract Percent Low / Mod: 76.18

**Annual Accomplishments**

No data returned for this view. This might be because the applied filter excludes all data.



U.S. Department of Housing and Urban Development  
Office of Community Planning and Development  
Integrated Disbursement and Information System  
CDBG Activity Summary Report (GPR) for Program Year 2018  
ORANGE COUNTY

Date: 27-Sep-2019  
Time: 9:37  
Page: 96

**PGM Year:** 2018

**Project:** 0026 - Pedestrian Accessibility Improvements Phase VII - PF&I (Placentia)

**IDIS Activity:** 2234 - Placentia Pedestrian Accessibility Imp PFI

**Status:** Open

**Location:** 401 E Chapman Ave Citywide Placentia, CA 92870-6101

**Objective:** Create suitable living environments

**Outcome:** Availability/accessibility

**Matrix Code:** Sidewalks (03L)

**National Objective:** LMC

**Initial Funding Date:** 10/24/2018

**Description:**

Funds will be used to remove barriers by installing ADA compliant curb ramps and sidewalks citywide.

**Financing**

	Fund Type	Grant Year	Grant	Funded Amount	Drawn In Program Year	Drawn Thru Program Year
CDBG	EN	2018	B18UC060504	\$50,000.00	\$0.00	\$0.00
<b>Total</b>	<b>Total</b>			<b>\$50,000.00</b>	<b>\$0.00</b>	<b>\$0.00</b>


**Proposed Accomplishments**

People (General) : 500

**Actual Accomplishments**

*Number assisted:*

	<b>Owner</b>		<b>Renter</b>		<b>Total</b>		<b>Person</b>	
	Total	Hispanic	Total	Hispanic	Total	Hispanic	Total	Hispanic
White:	0	0	0	0	0	0		0
Black/African American:	0	0	0	0	0	0	0	0
Asian:	0	0	0	0	0	0	0	0
American Indian/Alaskan Native:	0	0	0	0	0	0	0	0
Native Hawaiian/Other Pacific Islander:	0	0	0	0	0	0	0	0
American Indian/Alaskan Native & White:	0	0	0	0	0	0	0	0
Asian White:	0	0	0	0	0	0	0	0
Black/African American & White:	0	0	0	0	0	0	0	0
American Indian/Alaskan Native & Black/African American:	0	0	0	0	0	0	0	0
Other multi-racial:	0	0	0	0	0	0	0	0
Asian/Pacific Islander:	0	0	0	0	0	0	0	0
Hispanic:	0	0	0	0	0	0	0	0
<b>Total:</b>	<b>0</b>	<b>0</b>	<b>0</b>	<b>0</b>	<b>0</b>	<b>0</b>	<b>0</b>	<b>0</b>
Female-headed Households:	0		0		0			



U.S. Department of Housing and Urban Development  
Office of Community Planning and Development  
Integrated Disbursement and Information System  
CDBG Activity Summary Report (GPR) for Program Year 2018  
ORANGE COUNTY

Date: 27-Sep-2019

Time: 9:37

Page: 97

*Income Category:*

	Owner	Renter	Total	Person
Extremely Low	0	0	0	0
Low Mod	0	0	0	0
Moderate	0	0	0	0
Non Low Moderate	0	0	0	0
Total	0	0	0	0
Percent Low/Mod				

**Annual Accomplishments**

No data returned for this view. This might be because the applied filter excludes all data.



U.S. Department of Housing and Urban Development  
Office of Community Planning and Development  
Integrated Disbursement and Information System  
CDBG Activity Summary Report (GPR) for Program Year 2018  
ORANGE COUNTY

Date: 27-Sep-2019  
Time: 9:37  
Page: 98

**PGM Year:** 2018  
**Project:** 0032 - Administration (Placentia)  
**IDIS Activity:** 2235 - City of Placentia Administration

**Status:** Open  
**Location:** ,

**Objective:**  
**Outcome:**  
**Matrix Code:** General Program Administration (21A) **National Objective:**

**Initial Funding Date:** 10/24/2018

**Description:**

Funds will be utilized for administration of the City of Placentia HUD-sponsored programs.

**Financing**

	Fund Type	Grant Year	Grant	Funded Amount	Drawn In Program Year	Drawn Thru Program Year
CDBG	EN	2018	B18UC060504	\$42,856.00	\$42,856.00	\$42,856.00
<b>Total</b>	<b>Total</b>			<b>\$42,856.00</b>	<b>\$42,856.00</b>	<b>\$42,856.00</b>

**Proposed Accomplishments**

**Actual Accomplishments**


*Number assisted:*

	<b>Owner</b>		<b>Renter</b>		<b>Total</b>		<b>Person</b>	
	Total	Hispanic	Total	Hispanic	Total	Hispanic	Total	Hispanic
White:					0	0		
Black/African American:					0	0		
Asian:					0	0		
American Indian/Alaskan Native:					0	0		
Native Hawaiian/Other Pacific Islander:					0	0		
American Indian/Alaskan Native & White:					0	0		
Asian White:					0	0		
Black/African American & White:					0	0		
American Indian/Alaskan Native & Black/African American:					0	0		
Other multi-racial:					0	0		
Asian/Pacific Islander:					0	0		
Hispanic:					0	0		
<b>Total:</b>	<b>0</b>	<b>0</b>	<b>0</b>	<b>0</b>	<b>0</b>	<b>0</b>	<b>0</b>	<b>0</b>

Female-headed Households: 0

*Income Category:*

**Owner Renter Total Person**



U.S. Department of Housing and Urban Development  
Office of Community Planning and Development  
Integrated Disbursement and Information System  
CDBG Activity Summary Report (GPR) for Program Year 2018  
ORANGE COUNTY

Date: 27-Sep-2019  
Time: 9:37  
Page: 99

Extremely Low			0	
Low Mod			0	
Moderate			0	
Non Low Moderate			0	
Total	0	0	0	0
Percent Low/Mod				

Annual Accomplishments

No data returned for this view. This might be because the applied filter excludes all data.



U.S. Department of Housing and Urban Development  
Office of Community Planning and Development  
Integrated Disbursement and Information System  
CDBG Activity Summary Report (GPR) for Program Year 2018  
ORANGE COUNTY

Date: 27-Sep-2019  
Time: 9:37  
Page: 100

**PGM Year:** 2018  
**Project:** 0033 - Administration County (Placentia)  
**IDIS Activity:** 2236 - County of Orange - Admin for Placentia (Metro)

**Status:** Open  
**Location:** ,

**Objective:**  
**Outcome:**  
**Matrix Code:** General Program Administration (21A) **National Objective:**

**Initial Funding Date:** 10/24/2018

**Description:**

Funds will be used by County for administration for City of Placentia HUD - sponsored programs, CAPER, Annual Action Plan.

**Financing**

	Fund Type	Grant Year	Grant	Funded Amount	Drawn In Program Year	Drawn Thru Program Year
CDBG	EN	2018	B18UC060504	\$42,856.00	\$11,934.18	\$11,934.18
<b>Total</b>	<b>Total</b>			<b>\$42,856.00</b>	<b>\$11,934.18</b>	<b>\$11,934.18</b>

**Proposed Accomplishments**

**Actual Accomplishments**

*Number assisted:*

	<b>Owner</b>		<b>Renter</b>		<b>Total</b>		<b>Person</b>	
	Total	Hispanic	Total	Hispanic	Total	Hispanic	Total	Hispanic
White:					0	0		
Black/African American:					0	0		
Asian:					0	0		
American Indian/Alaskan Native:					0	0		
Native Hawaiian/Other Pacific Islander:					0	0		
American Indian/Alaskan Native & White:					0	0		
Asian White:					0	0		
Black/African American & White:					0	0		
American Indian/Alaskan Native & Black/African American:					0	0		
Other multi-racial:					0	0		
Asian/Pacific Islander:					0	0		
Hispanic:					0	0		
<b>Total:</b>	<b>0</b>	<b>0</b>	<b>0</b>	<b>0</b>	<b>0</b>	<b>0</b>	<b>0</b>	<b>0</b>

Female-headed Households:

0

*Income Category:*

**Owner Renter Total Person**





U.S. Department of Housing and Urban Development  
Office of Community Planning and Development  
Integrated Disbursement and Information System  
CDBG Activity Summary Report (GPR) for Program Year 2018  
ORANGE COUNTY

Date: 27-Sep-2019

Time: 9:37

Page: 101

Extremely Low			0	
Low Mod			0	
Moderate			0	
Non Low Moderate			0	
Total	0	0	0	0
Percent Low/Mod				

**Annual Accomplishments**

No data returned for this view. This might be because the applied filter excludes all data.



U.S. Department of Housing and Urban Development  
Office of Community Planning and Development  
Integrated Disbursement and Information System  
CDBG Activity Summary Report (GPR) for Program Year 2018  
ORANGE COUNTY

Date: 27-Sep-2019  
Time: 9:37  
Page: 102

**PGM Year:** 2018  
**Project:** 0023 - Administration County (Yorba Linda)  
**IDIS Activity:** 2237 - County of Orange - Admin for Yorba Linda (Metro)

**Status:** Open  
**Location:** ,

**Objective:**  
**Outcome:**  
**Matrix Code:** General Program Administration (21A) **National Objective:**

**Initial Funding Date:** 10/24/2018

**Description:**

Funds will be used by County for administration for City of Placentia HUD - sponsored programs, CAPER, Annual Action Plan.

**Financing**

	Fund Type	Grant Year	Grant	Funded Amount	Drawn In Program Year	Drawn Thru Program Year
CDBG	EN	2018	B18UC060504	\$22,225.00	\$6,646.20	\$6,646.20
<b>Total</b>	<b>Total</b>			<b>\$22,225.00</b>	<b>\$6,646.20</b>	<b>\$6,646.20</b>

**Proposed Accomplishments**

**Actual Accomplishments**


*Number assisted:*

	<b>Owner</b>		<b>Renter</b>		<b>Total</b>		<b>Person</b>	
	Total	Hispanic	Total	Hispanic	Total	Hispanic	Total	Hispanic
White:					0	0		
Black/African American:					0	0		
Asian:					0	0		
American Indian/Alaskan Native:					0	0		
Native Hawaiian/Other Pacific Islander:					0	0		
American Indian/Alaskan Native & White:					0	0		
Asian White:					0	0		
Black/African American & White:					0	0		
American Indian/Alaskan Native & Black/African American:					0	0		
Other multi-racial:					0	0		
Asian/Pacific Islander:					0	0		
Hispanic:					0	0		
<b>Total:</b>	<b>0</b>	<b>0</b>	<b>0</b>	<b>0</b>	<b>0</b>	<b>0</b>	<b>0</b>	<b>0</b>

Female-headed Households: 0

*Income Category:*

**Owner Renter Total Person**



U.S. Department of Housing and Urban Development  
Office of Community Planning and Development  
Integrated Disbursement and Information System  
CDBG Activity Summary Report (GPR) for Program Year 2018  
ORANGE COUNTY

Date: 27-Sep-2019  
Time: 9:37  
Page: 103

Extremely Low			0	
Low Mod			0	
Moderate			0	
Non Low Moderate			0	
Total	0	0	0	0
Percent Low/Mod				

Annual Accomplishments

No data returned for this view. This might be because the applied filter excludes all data.



U.S. Department of Housing and Urban Development  
Office of Community Planning and Development  
Integrated Disbursement and Information System  
CDBG Activity Summary Report (GPR) for Program Year 2018  
ORANGE COUNTY

Date: 27-Sep-2019  
Time: 9:37  
Page: 104

**PGM Year:** 2018  
**Project:** 0022 - Administration (Yorba Linda)  
**IDIS Activity:** 2238 - City of Yorba Linda Administration

**Status:** Open  
**Location:** ,

**Objective:**  
**Outcome:**  
**Matrix Code:** General Program Administration (21A) **National Objective:**

**Initial Funding Date:** 10/24/2018

**Description:**

Funds will be utilized for administration of the City of Yorba Linda HUD-sponsored programs.

**Financing**

	Fund Type	Grant Year	Grant	Funded Amount	Drawn In Program Year	Drawn Thru Program Year
CDBG	EN	2018	B18UC060504	\$22,225.00	\$0.00	\$0.00
<b>Total</b>	<b>Total</b>			<b>\$22,225.00</b>	<b>\$0.00</b>	<b>\$0.00</b>

**Proposed Accomplishments**

**Actual Accomplishments**

*Number assisted:*

	<b>Owner</b>		<b>Renter</b>		<b>Total</b>		<b>Person</b>	
	Total	Hispanic	Total	Hispanic	Total	Hispanic	Total	Hispanic
White:					0	0		
Black/African American:					0	0		
Asian:					0	0		
American Indian/Alaskan Native:					0	0		
Native Hawaiian/Other Pacific Islander:					0	0		
American Indian/Alaskan Native & White:					0	0		
Asian White:					0	0		
Black/African American & White:					0	0		
American Indian/Alaskan Native & Black/African American:					0	0		
Other multi-racial:					0	0		
Asian/Pacific Islander:					0	0		
Hispanic:					0	0		
<b>Total:</b>	<b>0</b>	<b>0</b>	<b>0</b>	<b>0</b>	<b>0</b>	<b>0</b>	<b>0</b>	<b>0</b>

Female-headed Households:

0

*Income Category:*

**Owner Renter Total Person**



U.S. Department of Housing and Urban Development  
Office of Community Planning and Development  
Integrated Disbursement and Information System  
CDBG Activity Summary Report (GPR) for Program Year 2018  
ORANGE COUNTY

Date: 27-Sep-2019

Time: 9:37

Page: 105

Extremely Low			0	
Low Mod			0	
Moderate			0	
Non Low Moderate			0	
Total	0	0	0	0
Percent Low/Mod				

**Annual Accomplishments**

No data returned for this view. This might be because the applied filter excludes all data.



U.S. Department of Housing and Urban Development  
Office of Community Planning and Development  
Integrated Disbursement and Information System  
CDBG Activity Summary Report (GPR) for Program Year 2018  
ORANGE COUNTY

Date: 27-Sep-2019  
Time: 9:37  
Page: 106

**PGM Year:** 2018  
**Project:** 0019 - Senior Nutrition Program (Yorba Linda)  
**IDIS Activity:** 2239 - Yorba Linda Senior Nutrition Program PS

**Status:** Completed 6/30/2019 12:00:00 AM  
**Location:** 4501 Casa Loma Ave Yorba Linda, CA 92886-3315

**Objective:** Create suitable living environments  
**Outcome:** Availability/accessibility  
**Matrix Code:** Senior Services (05A)

**National Objective:** LMC

**Initial Funding Date:** 10/24/2018

**Description:**

Funds will be used to provide a Senior Nutrition Program.  
The program assist in providing nutritional meals to low to moderate income senior citizens or disabled persons.

**Financing**

	Fund Type	Grant Year	Grant	Funded Amount	Drawn In Program Year	Drawn Thru Program Year
CDBG	EN	2018	B18UC060504	\$33,337.00	\$33,337.00	\$33,337.00
<b>Total</b>	<b>Total</b>			<b>\$33,337.00</b>	<b>\$33,337.00</b>	<b>\$33,337.00</b>

**Proposed Accomplishments**

People (General) : 300

**Actual Accomplishments**

*Number assisted:*

	<b>Owner</b>		<b>Renter</b>		<b>Total</b>		<b>Person</b>	
	Total	Hispanic	Total	Hispanic	Total	Hispanic	Total	Hispanic
White:	0	0	0	0	0	0	116	6
Black/African American:	0	0	0	0	0	0	0	0
Asian:	0	0	0	0	0	0	0	0
American Indian/Alaskan Native:	0	0	0	0	0	0	0	0
Native Hawaiian/Other Pacific Islander:	0	0	0	0	0	0	29	0
American Indian/Alaskan Native & White:	0	0	0	0	0	0	0	0
Asian White:	0	0	0	0	0	0	0	0
Black/African American & White:	0	0	0	0	0	0	0	0
American Indian/Alaskan Native & Black/African American:	0	0	0	0	0	0	0	0
Other multi-racial:	0	0	0	0	0	0	3	0
Asian/Pacific Islander:	0	0	0	0	0	0	0	0
Hispanic:	0	0	0	0	0	0	0	0
<b>Total:</b>	<b>0</b>	<b>0</b>	<b>0</b>	<b>0</b>	<b>0</b>	<b>0</b>	<b>148</b>	<b>6</b>
Female-headed Households:	0		0		0			



U.S. Department of Housing and Urban Development  
Office of Community Planning and Development  
Integrated Disbursement and Information System  
CDBG Activity Summary Report (GPR) for Program Year 2018  
ORANGE COUNTY

Date: 27-Sep-2019  
Time: 9:37  
Page: 107

*Income Category:*

	Owner	Renter	Total	Person
Extremely Low	0	0	0	131
Low Mod	0	0	0	17
Moderate	0	0	0	0
Non Low Moderate	0	0	0	0
Total	0	0	0	148
Percent Low/Mod				100.0%

**Annual Accomplishments**

Years	Accomplishment Narrative	# Benefitting
2018	7/1/18 - 9/30/18 - Served 3,469 meals to 54 unduplicated seniors during this period. cw 11/8/18 10/1/18 - 12/31/18 - Served 3,367 meals to 20 unduplicated senior during this period. cw 3/11/19-3/3-1/19 1/1/19 - 3/31/19 - Served 3,625 meals to 39 unduplicated senior during this period. cw 8/26/19 4/1/19 - 6/30/19 (Final GPR) - Served 3,938 meals to 35 unduplicated senior during this period. cw 8/26/19	



U.S. Department of Housing and Urban Development  
Office of Community Planning and Development  
Integrated Disbursement and Information System  
CDBG Activity Summary Report (GPR) for Program Year 2018  
ORANGE COUNTY

Date: 27-Sep-2019  
Time: 9:37  
Page: 108

**PGM Year:** 2018  
**Project:** 0021 - Neighborhood Improvement Program (Yorba Linda)  
**IDIS Activity:** 2240 - Yorba Linda Neighborhood Improvement HR

**Status:** Open  
**Location:** 4784 Logana Plz Yorba Linda, CA 92886-3510

**Objective:** Provide decent affordable housing  
**Outcome:** Affordability  
**Matrix Code:** Rehab; Single-Unit Residential (14A) **National Objective:** LMH

**Initial Funding Date:** 10/24/2018

**Description:**

Funds will be used to provide rehabilitation grants to qualified homeowners for general property improvements and repairs to meet local codes, standards and ordinances.

**Financing**

	Fund Type	Grant Year	Grant	Funded Amount	Drawn In Program Year	Drawn Thru Program Year
CDBG	EN	2018	B18UC060504	\$73,400.32	\$48,472.38	\$48,472.38
	PI			\$5,554.68	\$5,554.68	\$5,554.68
<b>Total</b>	<b>Total</b>			<b>\$78,955.00</b>	<b>\$54,027.06</b>	<b>\$54,027.06</b>

**Proposed Accomplishments**

Housing Units : 10

**Actual Accomplishments**

*Number assisted:*

	<b>Owner</b>		<b>Renter</b>		<b>Total</b>		<b>Person</b>	
	Total	Hispanic	Total	Hispanic	Total	Hispanic	Total	Hispanic
White:	3	0	0	0	3	0	0	0
Black/African American:	0	0	0	0	0	0	0	0
Asian:	0	0	0	0	0	0	0	0
American Indian/Alaskan Native:	0	0	0	0	0	0	0	0
Native Hawaiian/Other Pacific Islander:	0	0	0	0	0	0	0	0
American Indian/Alaskan Native & White:	0	0	0	0	0	0	0	0
Asian White:	0	0	0	0	0	0	0	0
Black/African American & White:	0	0	0	0	0	0	0	0
American Indian/Alaskan Native & Black/African American:	0	0	0	0	0	0	0	0
Other multi-racial:	0	0	0	0	0	0	0	0
Asian/Pacific Islander:	0	0	0	0	0	0	0	0
Hispanic:	0	0	0	0	0	0	0	0
<b>Total:</b>	<b>3</b>	<b>0</b>	<b>0</b>	<b>0</b>	<b>3</b>	<b>0</b>	<b>0</b>	<b>0</b>

Female-headed Households:

0 0 0





U.S. Department of Housing and Urban Development  
Office of Community Planning and Development  
Integrated Disbursement and Information System  
CDBG Activity Summary Report (GPR) for Program Year 2018  
ORANGE COUNTY

Date: 27-Sep-2019  
Time: 9:37  
Page: 109

*Income Category:*

	Owner	Renter	Total	Person
Extremely Low	2	0	2	0
Low Mod	0	0	0	0
Moderate	1	0	1	0
Non Low Moderate	0	0	0	0
Total	3	0	3	0
Percent Low/Mod	100.0%		100.0%	

**Annual Accomplishments**

Years	Accomplishment Narrative	# Benefitting
2018	7/1/18 - 9/30/18 - Assisted with the replacement of 1 non-operating air conditioning unit, 1 non-operating water heater and exterior painting with carpet repair for a total of 3 households. cw 11/8/18	



U.S. Department of Housing and Urban Development  
Office of Community Planning and Development  
Integrated Disbursement and Information System  
CDBG Activity Summary Report (GPR) for Program Year 2018  
ORANGE COUNTY

Date: 27-Sep-2019  
Time: 9:37  
Page: 110

**PGM Year:** 2018  
**Project:** 0020 - ADA Improvements - Public Facility (Yorba Linda)  
**IDIS Activity:** 2241 - Yorba Linda ADA Imp Public Facility Ramps PFI

**Status:** Open  
**Location:** 4845 Casa Loma Ave Citywide Yorba Linda, CA 92886-3364

**Objective:** Create suitable living environments  
**Outcome:** Availability/accessibility  
**Matrix Code:** Parks, Recreational Facilities (03F)

**National Objective:** LMC

**Initial Funding Date:** 10/24/2018

**Description:**

Funds will be used to address ADA compliance in public buildings, parks and parking lots throughout the city.

**Financing**

	Fund Type	Grant Year	Grant	Funded Amount	Drawn In Program Year	Drawn Thru Program Year
CDBG	EN	2018	B18UC060504	\$65,507.00	\$28,683.00	\$28,683.00
<b>Total</b>	<b>Total</b>			<b>\$65,507.00</b>	<b>\$28,683.00</b>	<b>\$28,683.00</b>

**Proposed Accomplishments**

Public Facilities : 7,091

**Actual Accomplishments**

*Number assisted:*

	<b>Owner</b>		<b>Renter</b>		<b>Total</b>		<b>Person</b>	
	Total	Hispanic	Total	Hispanic	Total	Hispanic	Total	Hispanic
White:	0	0	0	0	0	0	12,288	3,220
Black/African American:	0	0	0	0	0	0	338	0
Asian:	0	0	0	0	0	0	5,085	0
American Indian/Alaskan Native:	0	0	0	0	0	0	0	0
Native Hawaiian/Other Pacific Islander:	0	0	0	0	0	0	632	0
American Indian/Alaskan Native & White:	0	0	0	0	0	0	70	0
Asian White:	0	0	0	0	0	0	0	0
Black/African American & White:	0	0	0	0	0	0	0	0
American Indian/Alaskan Native & Black/African American:	0	0	0	0	0	0	0	0
Other multi-racial:	0	0	0	0	0	0	911	0
Asian/Pacific Islander:	0	0	0	0	0	0	0	0
Hispanic:	0	0	0	0	0	0	0	0
<b>Total:</b>	<b>0</b>	<b>0</b>	<b>0</b>	<b>0</b>	<b>0</b>	<b>0</b>	<b>19,324</b>	<b>3,220</b>
Female-headed Households:	0		0		0			



U.S. Department of Housing and Urban Development  
Office of Community Planning and Development  
Integrated Disbursement and Information System  
CDBG Activity Summary Report (GPR) for Program Year 2018  
ORANGE COUNTY

Date: 27-Sep-2019  
Time: 9:37  
Page: 111

*Income Category:*

	Owner	Renter	Total	Person
Extremely Low	0	0	0	1,064
Low Mod	0	0	0	4,608
Moderate	0	0	0	5,073
Non Low Moderate	0	0	0	8,579
Total	0	0	0	19,324
Percent Low/Mod				55.6%

**Annual Accomplishments**

Years	Accomplishment Narrative	# Benefitting
2018	10/1/18 - 12/31/18 - The City is using CDBG funds for ADA Improvements to various Public Buildings, Parks and Parking lots throughout the city. Locations include nine (9) public parking lots as listed: Arroyo Park located off of Dominguez Ranch Road, Brush Canyon Park located at 28282 Brush Canyon Dr., City Hall located at 4845 Casa Loma Avenue, Eastside Community Park located at 5400 Eastside Cr., Jessamyn West Park located at 19115 Yorba Linda Blvd., Shapell Park located off of Vista Del Mar, Travis Ranch Youth Park located at 21305 Via Del Parque, Veterans Park located at 4756 Valley View, and Fairmont Knolls Park located off of Fairmont Blvd. cw 5/6/19	



U.S. Department of Housing and Urban Development  
Office of Community Planning and Development  
Integrated Disbursement and Information System  
CDBG Activity Summary Report (GPR) for Program Year 2018  
ORANGE COUNTY

Date: 27-Sep-2019  
Time: 9:37  
Page: 112

**PGM Year:** 2018  
**Project:** 0007 - Leisure World Bathroom Accessibility Program (Seal Beach)  
**IDIS Activity:** 2242 - City of Seal Beach Leisure World Bathroom Accs HR

**Status:** Completed 8/30/2019 5:44:44 PM  
**Location:** 1442 Golden Rain Rd Apt 50D Seal Beach, CA 90740-4852  
**Objective:** Create suitable living environments  
**Outcome:** Availability/accessibility  
**Matrix Code:** Rehab; Single-Unit Residential (14A) **National Objective:** LMH

**Initial Funding Date:** 10/23/2018

**Description:**

Funds will be used to provide grants to income qualified, disabled seniors to improve bathroom accessibility and safety by converting the tubshower into an accessible shower stall.

**Financing**

	Fund Type	Grant Year	Grant	Funded Amount	Drawn In Program Year	Drawn Thru Program Year
CDBG	EN	2015	B15UC060504	\$68,480.08	\$68,480.08	\$68,480.08
		2016	B16UC060504	\$28,068.94	\$28,068.94	\$28,068.94
		2017	B17UC060504	\$62,404.47	\$62,404.47	\$62,404.47
	PI			\$30,049.78	\$30,049.78	\$30,049.78
<b>Total</b>	<b>Total</b>			<b>\$189,003.27</b>	<b>\$189,003.27</b>	<b>\$189,003.27</b>

**Proposed Accomplishments**

Housing Units : 60

**Actual Accomplishments**

*Number assisted:*

	Owner		Renter		Total		Person	
	Total	Hispanic	Total	Hispanic	Total	Hispanic	Total	Hispanic
White:	50	5	0	0	50	5	0	0
Black/African American:	1	0	0	0	1	0	0	0
Asian:	24	0	0	0	24	0	0	0
American Indian/Alaskan Native:	0	0	0	0	0	0	0	0
Native Hawaiian/Other Pacific Islander:	0	0	0	0	0	0	0	0
American Indian/Alaskan Native & White:	0	0	0	0	0	0	0	0
Asian White:	0	0	0	0	0	0	0	0
Black/African American & White:	0	0	0	0	0	0	0	0
American Indian/Alaskan Native & Black/African American:	0	0	0	0	0	0	0	0
Other multi-racial:	1	0	0	0	1	0	0	0
Asian/Pacific Islander:	0	0	0	0	0	0	0	0
Hispanic:	0	0	0	0	0	0	0	0



U.S. Department of Housing and Urban Development  
Office of Community Planning and Development  
Integrated Disbursement and Information System  
CDBG Activity Summary Report (GPR) for Program Year 2018  
ORANGE COUNTY

Date: 27-Sep-2019  
Time: 9:37  
Page: 113

<b>Total:</b>	<b>76</b>	<b>5</b>	<b>0</b>	<b>0</b>	<b>76</b>	<b>5</b>	<b>0</b>	<b>0</b>
---------------	-----------	----------	----------	----------	-----------	----------	----------	----------

Female-headed Households:	35		0		35			
---------------------------	----	--	---	--	----	--	--	--

*Income Category:*

	<b>Owner</b>	<b>Renter</b>	<b>Total</b>	<b>Person</b>
Extremely Low	24	0	24	0
Low Mod	29	0	29	0
Moderate	23	0	23	0
Non Low Moderate	0	0	0	0
Total	76	0	76	0
Percent Low/Mod	100.0%		100.0%	

**Annual Accomplishments**

<b>Years</b>	<b>Accomplishment Narrative</b>	<b># Benefitting</b>
2018	7/1/18 - 9/30/18 - Twelve units have been completed with 21 units in various stages of construction. cw 10/30/18	
	10/1/18 - 10/31/18 - Five additional units have been completed for a total of 17 units, with 24 other units in various stages of construction. cw 11/21/18	
	11/1/18 - 11/30/18 - Four additional units have been completed for a total of 21 units, with 30 other units in various stages of construction. cw 12/24/18	
	12/1/18 - 12/31/18 - Eight additional units have been completed for a total of 29 units, with 34 other units in various stages of construction. cw 2/27/19	
	1/1/19 - 1/31/19 - Four additional units have been completed for a total of 33 units, with 29 other units in various stages of construction. cw 2/27/19	
	2/1/19 - 2/28/19 - Seven additional units have been completed for a total of 40 units, with 29 other units in various stages of construction. cw 4/9/19	
	3/1/19 - 3/31/19 - Twelve additional units have been completed for a total of 52 units, with 14 other units in various stages of construction. cw 4/18/19	
	4/1/19 - 4/30/19 - Eleven additional units have been completed for a total of 63 units, with 16 other units in various stages of construction. cw 6/3/19	
	5/1/19 - 5/31/19 - Seven additional units have been completed for a total of 70 units. cw 6/21/19	
	6/1/19 - 6/30/19 (Final GPR)- Six additional units have been completed for a total of 76 units. cw 8/1/19	
	Close out in IDIS. Direct staff cost of \$1,796.73 will be reprogrammed. Project staff cost was fully expended. cw 8/30/19	



U.S. Department of Housing and Urban Development  
Office of Community Planning and Development  
Integrated Disbursement and Information System  
CDBG Activity Summary Report (GPR) for Program Year 2018  
ORANGE COUNTY

Date: 27-Sep-2019  
Time: 9:37  
Page: 114

**PGM Year:** 2018  
**Project:** 0003 - City of Laguna Beach Emergency Weather Shelter  
**IDIS Activity:** 2243 - City of Laguna Beach Alternative Sleeping Location ASL PS

**Status:** Completed 6/30/2019 12:00:00 AM  
**Location:** 20652 Laguna Canyon Rd Laguna Beach, CA 92651-1137  
**Objective:** Create suitable living environments  
**Outcome:** Availability/accessibility  
**Matrix Code:** Operating Costs of Homeless/AIDS Patients Programs (03T)  
**National Objective:** LMC

**Initial Funding Date:** 10/24/2018

**Description:**

Funds will be used to provide emergency shelter for 45 homeless individuals from the City of Laguna Beach and surrounding cities.

**Financing**

	Fund Type	Grant Year	Grant	Funded Amount	Drawn In Program Year	Drawn Thru Program Year
CDBG	EN	2017	B17UC060504	\$1,629.38	\$1,629.38	\$1,629.38
		2018	B18UC060504	\$124,226.62	\$124,226.62	\$124,226.62
<b>Total</b>	<b>Total</b>			<b>\$125,856.00</b>	<b>\$125,856.00</b>	<b>\$125,856.00</b>

**Proposed Accomplishments**

People (General) : 45

**Actual Accomplishments**

Number assisted:

	Owner		Renter		Total		Person	
	Total	Hispanic	Total	Hispanic	Total	Hispanic	Total	Hispanic
White:	0	0	0	0	0	0	1,029	153
Black/African American:	0	0	0	0	0	0	63	9
Asian:	0	0	0	0	0	0	38	0
American Indian/Alaskan Native:	0	0	0	0	0	0	29	9
Native Hawaiian/Other Pacific Islander:	0	0	0	0	0	0	19	0
American Indian/Alaskan Native & White:	0	0	0	0	0	0	0	0
Asian White:	0	0	0	0	0	0	0	0
Black/African American & White:	0	0	0	0	0	0	0	0
American Indian/Alaskan Native & Black/African American:	0	0	0	0	0	0	0	0
Other multi-racial:	0	0	0	0	0	0	72	29
Asian/Pacific Islander:	0	0	0	0	0	0	0	0
Hispanic:	0	0	0	0	0	0	0	0
<b>Total:</b>	<b>0</b>	<b>0</b>	<b>0</b>	<b>0</b>	<b>0</b>	<b>0</b>	<b>1,250</b>	<b>200</b>

Female-headed Households:

0 0 0



U.S. Department of Housing and Urban Development  
Office of Community Planning and Development  
Integrated Disbursement and Information System  
CDBG Activity Summary Report (GPR) for Program Year 2018  
ORANGE COUNTY

Date: 27-Sep-2019  
Time: 9:37  
Page: 115

*Income Category:*

	Owner	Renter	Total	Person
Extremely Low	0	0	0	1,250
Low Mod	0	0	0	0
Moderate	0	0	0	0
Non Low Moderate	0	0	0	0
Total	0	0	0	1,250
Percent Low/Mod				100.0%

**Annual Accomplishments**

Years	Accomplishment Narrative	# Benefitting
2018	7/1/18 - 6/30/19 (Final GPR) - City of Laguna Beach continues to meet its goal of housing 45 homeless individuals each night at the Alternative Sleeping Location (ASL). Services provided include transporting individuals to and from the shelter each day in addition to providing meals, showers, laundry, case management and access to services for the general homeless population. cw 9/4/19  Activity completed June 30, 2019 closing out - JRC 9.25.19	



U.S. Department of Housing and Urban Development  
Office of Community Planning and Development  
Integrated Disbursement and Information System  
CDBG Activity Summary Report (GPR) for Program Year 2018  
ORANGE COUNTY

Date: 27-Sep-2019  
Time: 9:37  
Page: 116

**PGM Year:** 2018  
**Project:** 0004 - Midway City Community Services and Education Center  
**IDIS Activity:** 2244 - Abrazar - Midway City Community Services PS

**Status:** Completed 6/30/2019 12:00:00 AM  
**Location:** 14900 Park Ln Midway City, CA 92655-1128

**Objective:** Create suitable living environments  
**Outcome:** Availability/accessibility  
**Matrix Code:** Other Public Services Not Listed in 05A-05Y, 03T (05Z)

**National Objective:** LMC

**Initial Funding Date:** 10/23/2018

**Description:**

Funds will be used to provide social services programming at the Community Center.  
Abrazar, Inc.

will be responsible for delivery of continuous support of existing social services programs for residents within the immediate neighborhoods.

Services provided include: educational, recreational, cultural and senior citizen programming.

Transportation, employment, health and medical information and referrals.

**Financing**

	Fund Type	Grant Year	Grant	Funded Amount	Drawn In Program Year	Drawn Thru Program Year
CDBG	EN	2017	B17UC060504	\$36,741.12	\$36,741.12	\$36,741.12
	PI			\$13,258.88	\$13,258.88	\$13,258.88
<b>Total</b>	<b>Total</b>			<b>\$50,000.00</b>	<b>\$50,000.00</b>	<b>\$50,000.00</b>

**Proposed Accomplishments**

People (General) : 1,075

**Actual Accomplishments**

*Number assisted:*

	Owner		Renter		Total		Person	
	Total	Hispanic	Total	Hispanic	Total	Hispanic	Total	Hispanic
White:	0	0	0	0	0	0	547	467
Black/African American:	0	0	0	0	0	0	4	0
Asian:	0	0	0	0	0	0	1,249	0
American Indian/Alaskan Native:	0	0	0	0	0	0	0	0
Native Hawaiian/Other Pacific Islander:	0	0	0	0	0	0	5	0
American Indian/Alaskan Native & White:	0	0	0	0	0	0	0	0
Asian White:	0	0	0	0	0	0	0	0
Black/African American & White:	0	0	0	0	0	0	0	0
American Indian/Alaskan Native & Black/African American:	0	0	0	0	0	0	0	0
Other multi-racial:	0	0	0	0	0	0	27	0
Asian/Pacific Islander:	0	0	0	0	0	0	0	0





U.S. Department of Housing and Urban Development  
Office of Community Planning and Development  
Integrated Disbursement and Information System  
CDBG Activity Summary Report (GPR) for Program Year 2018  
ORANGE COUNTY

Date: 27-Sep-2019  
Time: 9:37  
Page: 117

Hispanic:	0	0	0	0	0	0	0	0
<b>Total:</b>	<b>0</b>	<b>0</b>	<b>0</b>	<b>0</b>	<b>0</b>	<b>0</b>	<b>1,832</b>	<b>467</b>

Female-headed Households:	0	0	0	0	0	0	0	0
---------------------------	---	---	---	---	---	---	---	---

*Income Category:*

	Owner	Renter	Total	Person
Extremely Low	0	0	0	1,700
Low Mod	0	0	0	111
Moderate	0	0	0	21
Non Low Moderate	0	0	0	0
Total	0	0	0	1,832
Percent Low/Mod				100.0%

**Annual Accomplishments**

Years	Accomplishment Narrative	# Benefitting
2018	<p>Funds will be used to provide social services programming at the Community Center. Services provided include: educational, recreational, cultural and senior citizen programming, transportation, employment, health and medical information and referrals.</p> <p>7/1/18 - 7/31/18 - Clients received multiple services (Translation, document preparation, emergency food, health and wellness activities, etc. Additionally provided free breakfast and lunch to over 150 youth (18 and under) during summer and starting promoting the PRIDE STEAM SUMMER ACADEMY (are expecting to have over 175 students enrolled in the program). A total of 998 unduplicated clients were served. cw 11/8/18</p> <p>8/1/18 - 8/31/18 - Additional 261 for a total of 1,259 served. cw 11/8/18</p> <p>9/1/18 - 9/30/18 - Additional 137 for a total of 1,396 served. cw 11/8/18</p> <p>10/1/18 - 10/31/18 - Additional 113 for a total of 1,509 served. cw 11/29/18</p> <p>11/1/18 - 11/30/18 - Additional 33 for a total of 1,542 served. CF 12/27/2018</p> <p>12/1/18 - 12/31/18 - Additional 19 for a total of 1,561 served. cw 2/27/19</p> <p>1/1/19 - 1/31/19 - Additional 93 for a total of 1,654 served. cw 2/27/19</p> <p>2/1/19 - 2/28/19 - Additional 45 for a total of 1,699 served. cw 4/4/19</p> <p>3/1/19 - 3/31/19 - Additional 73 for a total of 1,772 served. cw 5/6/19</p> <p>4/1/19 - 4/30/19 (Final GPR) - Additional 60 for a total of 1,832 served. cw 6/3/19</p> <p>-Activity Complete, Closing Out - JRC 8.29.19</p>	



U.S. Department of Housing and Urban Development  
Office of Community Planning and Development  
Integrated Disbursement and Information System  
CDBG Activity Summary Report (GPR) for Program Year 2018  
ORANGE COUNTY

Date: 27-Sep-2019  
Time: 9:37  
Page: 118

**PGM Year:** 2018  
**Project:** 0015 - Fair Housing Education, Counseling and Enforcement (Urban County)  
**IDIS Activity:** 2245 - OC Fair Housing - Urban County Fair Housing

**Status:** Completed 6/30/2019 12:00:00 AM  
**Location:** ,  
**Objective:**  
**Outcome:**  
**Matrix Code:** Fair Housing Activities (subject to 20% Admin Cap) (21D)  
**National Objective:**

**Initial Funding Date:** 10/23/2018

**Description:**

Utilize funds to provide fair housing education, six community events, counseling, enforcement, and landlordtenant counseling and updates to the AI.

**Financing**

	Fund Type	Grant Year	Grant	Funded Amount	Drawn In Program Year	Drawn Thru Program Year
CDBG	EN	2017	B17UC060504	\$52,000.00	\$52,000.00	\$52,000.00
<b>Total</b>	<b>Total</b>			<b>\$52,000.00</b>	<b>\$52,000.00</b>	<b>\$52,000.00</b>

**Proposed Accomplishments**

**Actual Accomplishments**

*Number assisted:*

	<b>Owner</b>		<b>Renter</b>		<b>Total</b>		<b>Person</b>	
	Total	Hispanic	Total	Hispanic	Total	Hispanic	Total	Hispanic
White:					0	0		
Black/African American:					0	0		
Asian:					0	0		
American Indian/Alaskan Native:					0	0		
Native Hawaiian/Other Pacific Islander:					0	0		
American Indian/Alaskan Native & White:					0	0		
Asian White:					0	0		
Black/African American & White:					0	0		
American Indian/Alaskan Native & Black/African American:					0	0		
Other multi-racial:					0	0		
Asian/Pacific Islander:					0	0		
Hispanic:					0	0		
<b>Total:</b>	<b>0</b>	<b>0</b>	<b>0</b>	<b>0</b>	<b>0</b>	<b>0</b>	<b>0</b>	<b>0</b>

Female-headed Households: 0

*Income Category:*

**Owner Renter Total Person**



U.S. Department of Housing and Urban Development  
Office of Community Planning and Development  
Integrated Disbursement and Information System  
CDBG Activity Summary Report (GPR) for Program Year 2018  
ORANGE COUNTY

Date: 27-Sep-2019

Time: 9:37

Page: 119

Extremely Low			0	
Low Mod			0	
Moderate			0	
Non Low Moderate			0	
Total	0	0	0	0
Percent Low/Mod				

**Annual Accomplishments**

No data returned for this view. This might be because the applied filter excludes all data.



U.S. Department of Housing and Urban Development  
Office of Community Planning and Development  
Integrated Disbursement and Information System  
CDBG Activity Summary Report (GPR) for Program Year 2018  
ORANGE COUNTY

Date: 27-Sep-2019  
Time: 9:37  
Page: 120

**PGM Year:** 2018  
**Project:** 0011 - Pedestrian Accessibility Improvements Project Phase II (Laguna Woods)  
**IDIS Activity:** 2246 - City of Laguna Woods Pedestrian Accs Imp PFI

**Status:** Completed 6/30/2019 12:00:00 AM  
**Location:** 24252 El Toro Rd Moulton Parkway/Calle Aragon Laguna Woods, CA 92637-3488  
**Objective:** Create suitable living environments  
**Outcome:** Availability/accessibility  
**Matrix Code:** Sidewalks (03L)  
**National Objective:** LMA

**Initial Funding Date:** 10/24/2018

**Description:**

Funds will be used for the reconstruction of curp ramps to comply with ADA requirements, sidewalk lifts and adjustments needed on Moulton Parkway.

**Financing**

	Fund Type	Grant Year	Grant	Funded Amount	Drawn In Program Year	Drawn Thru Program Year
CDBG	EN	2018	B18UC060504	\$52,738.30	\$52,738.30	\$52,738.30
	PI			\$49,092.03	\$49,092.03	\$49,092.03
<b>Total</b>	<b>Total</b>			<b>\$101,830.33</b>	<b>\$101,830.33</b>	<b>\$101,830.33</b>

**Proposed Accomplishments**

People (General) : 16,195  
Total Population in Service Area: 15,205  
Census Tract Percent Low / Mod: 68.76

**Annual Accomplishments**

Years	Accomplishment Narrative	# Benefitting
2018	7/1/18 - 6/30/19 (Final GPR)- Reconstructed curb ramps to ensure curb ramp accessibility throughout the municipality. cw 8/14/19  Close out in IDIS and \$52,611.67 was reprogrammed. Project is complete. cw 9/4/09	



U.S. Department of Housing and Urban Development  
Office of Community Planning and Development  
Integrated Disbursement and Information System  
CDBG Activity Summary Report (GPR) for Program Year 2018  
ORANGE COUNTY

Date: 27-Sep-2019  
Time: 9:37  
Page: 121

**PGM Year:** 2018  
**Project:** 0014 - Community Center Improvements (County of Orange)  
**IDIS Activity:** 2247 - County of Orange Community Center Improvements PFI

**Status:** Open  
**Location:** 14700 Park Ln Midway City, CA 92655-1117

**Objective:** Create suitable living environments  
**Outcome:** Availability/accessibility  
**Matrix Code:** Neighborhood Facilities (03E)

**National Objective:** LMC

**Initial Funding Date:** 10/24/2018

**Description:**

Funds will be used for improvements to County owned Community Center in Midway City.

**Financing**

	Fund Type	Grant Year	Grant	Funded Amount	Drawn In Program Year	Drawn Thru Program Year
CDBG	EN	2016	B16UC060504	\$10,028.17	\$10,028.17	\$10,028.17
		2018	B18UC060504	\$47,700.00	\$43,168.89	\$43,168.89
<b>Total</b>	<b>Total</b>			<b>\$57,728.17</b>	<b>\$53,197.06</b>	<b>\$53,197.06</b>

**Proposed Accomplishments**

Public Facilities : 2,075

**Actual Accomplishments**

*Number assisted:*


	<b>Owner</b>		<b>Renter</b>		<b>Total</b>		<b>Person</b>	
	Total	Hispanic	Total	Hispanic	Total	Hispanic	Total	Hispanic
White:	0	0	0	0	0	0		0
Black/African American:	0	0	0	0	0	0	0	0
Asian:	0	0	0	0	0	0	0	0
American Indian/Alaskan Native:	0	0	0	0	0	0	0	0
Native Hawaiian/Other Pacific Islander:	0	0	0	0	0	0	0	0
American Indian/Alaskan Native & White:	0	0	0	0	0	0	0	0
Asian White:	0	0	0	0	0	0	0	0
Black/African American & White:	0	0	0	0	0	0	0	0
American Indian/Alaskan Native & Black/African American:	0	0	0	0	0	0	0	0
Other multi-racial:	0	0	0	0	0	0	0	0
Asian/Pacific Islander:	0	0	0	0	0	0	0	0
Hispanic:	0	0	0	0	0	0	0	0
<b>Total:</b>	<b>0</b>	<b>0</b>	<b>0</b>	<b>0</b>	<b>0</b>	<b>0</b>	<b>0</b>	<b>0</b>

Female-headed Households:

0

0

0



U.S. Department of Housing and Urban Development  
Office of Community Planning and Development  
Integrated Disbursement and Information System  
CDBG Activity Summary Report (GPR) for Program Year 2018  
ORANGE COUNTY

Date: 27-Sep-2019

Time: 9:37

Page: 122

*Income Category:*

	Owner	Renter	Total	Person
Extremely Low	0	0	0	0
Low Mod	0	0	0	0
Moderate	0	0	0	0
Non Low Moderate	0	0	0	0
Total	0	0	0	0
Percent Low/Mod				

**Annual Accomplishments**

No data returned for this view. This might be because the applied filter excludes all data.



U.S. Department of Housing and Urban Development  
Office of Community Planning and Development  
Integrated Disbursement and Information System  
CDBG Activity Summary Report (GPR) for Program Year 2018  
ORANGE COUNTY

Date: 27-Sep-2019  
Time: 9:37  
Page: 123

**PGM Year:** 2018  
**Project:** 0001 - County's Emergency Shelters (CDBG)  
**IDIS Activity:** 2248 - Mercy House - Shelter Program (Armory) PS

**Status:** Completed 6/30/2019 12:00:00 AM  
**Location:** 612 E Warner Ave 400 S. Brookhurst, Fullerton Santa Ana, CA 92707-2941

**Objective:** Create suitable living environments  
**Outcome:** Availability/accessibility  
**Matrix Code:** Operating Costs of Homeless/AIDS Patients Programs (03T)

**National Objective:** LMC

**Initial Funding Date:** 10/24/2018

**Description:**

Funds will be used to provide essential services, operations, emergency shelter, showers, and meals for homeless clients.

**Financing**

	Fund Type	Grant Year	Grant	Funded Amount	Drawn In Program Year	Drawn Thru Program Year
CDBG	EN	2017	B17UC060504	\$206,748.00	\$206,748.00	\$206,748.00
<b>Total</b>	<b>Total</b>			<b>\$206,748.00</b>	<b>\$206,748.00</b>	<b>\$206,748.00</b>


**Proposed Accomplishments**

People (General) : 610

**Actual Accomplishments**

*Number assisted:*

	<b>Owner</b>		<b>Renter</b>		<b>Total</b>		<b>Person</b>	
	Total	Hispanic	Total	Hispanic	Total	Hispanic	Total	Hispanic
White:	0	0	0	0	0	0	1,194	409
Black/African American:	0	0	0	0	0	0	207	9
Asian:	0	0	0	0	0	0	48	1
American Indian/Alaskan Native:	0	0	0	0	0	0	130	113
Native Hawaiian/Other Pacific Islander:	0	0	0	0	0	0	16	3
American Indian/Alaskan Native & White:	0	0	0	0	0	0	2	2
Asian White:	0	0	0	0	0	0	0	0
Black/African American & White:	0	0	0	0	0	0	0	0
American Indian/Alaskan Native & Black/African American:	0	0	0	0	0	0	0	0
Other multi-racial:	0	0	0	0	0	0	122	62
Asian/Pacific Islander:	0	0	0	0	0	0	0	0
Hispanic:	0	0	0	0	0	0	0	0
<b>Total:</b>	<b>0</b>	<b>0</b>	<b>0</b>	<b>0</b>	<b>0</b>	<b>0</b>	<b>1,719</b>	<b>599</b>
Female-headed Households:	0		0		0			



U.S. Department of Housing and Urban Development  
Office of Community Planning and Development  
Integrated Disbursement and Information System  
CDBG Activity Summary Report (GPR) for Program Year 2018  
ORANGE COUNTY

Date: 27-Sep-2019  
Time: 9:37  
Page: 124

*Income Category:*

	Owner	Renter	Total	Person
Extremely Low	0	0	0	1,719
Low Mod	0	0	0	0
Moderate	0	0	0	0
Non Low Moderate	0	0	0	0
Total	0	0	0	1,719
Percent Low/Mod				100.0%

**Annual Accomplishments**

Years	Accomplishment Narrative	# Benefitting
2018	As of 1/31/19 - The Santa Ana Armory Shelter Program opened on December 3, 2019 and the Fullerton Armory opened on December 17th. During the month of January, the program served 425 unduplicated individuals for a total of 1,002 individuals to date. From January 24 - 27th, the program experienced "dark nights" and was in operable during those days. cw 4/26/19  As of 7/1/18 - 6/30/19 (Final GPR) - During the season 1,719 unduplicated individuals were provided emergency shelter and services. JRC 9.3.19	





U.S. Department of Housing and Urban Development  
Office of Community Planning and Development  
Integrated Disbursement and Information System  
CDBG Activity Summary Report (GPR) for Program Year 2018  
ORANGE COUNTY

Date: 27-Sep-2019  
Time: 9:37  
Page: 125

**PGM Year:** 2018  
**Project:** 0035 - El Modena Family Resource Center (CAPOC)  
**IDIS Activity:** 2250 - El Modena Family Resource (CAPOC)

**Status:** Completed 6/30/2019 12:00:00 AM  
**Location:** 18672 E Center Ave Orange, CA 92869-3520

**Objective:** Create suitable living environments  
**Outcome:** Availability/accessibility  
**Matrix Code:** Other Public Services Not Listed in 05A-05Y, 03T (05Z)

**National Objective:** LMC

**Initial Funding Date:** 01/14/2019

**Description:**

Funds will be used to provide services to 1,000 low-income seniors, youth, individuals, and families at risk of homelessness will receive a variety of services at the El Modena Family Resource Center focusing on independence, family self-sufficiency, and the maintenance and improvement of living arrangements, education attainment, economic stability, and neighborhood preservation and safety.

**Financing**

	Fund Type	Grant Year	Grant	Funded Amount	Drawn In Program Year	Drawn Thru Program Year
CDBG	EN	2015	B15UC060504	\$11,080.25	\$11,080.25	\$11,080.25
		2016	B16UC060504	\$5,581.64	\$5,581.64	\$5,581.64
		2017	B17UC060504	\$8,338.11	\$8,338.11	\$8,338.11
<b>Total</b>	<b>Total</b>			<b>\$25,000.00</b>	<b>\$25,000.00</b>	<b>\$25,000.00</b>

**Proposed Accomplishments**

People (General) : 1,000

**Actual Accomplishments**

*Number assisted:*

	Owner		Renter		Total		Person	
	Total	Hispanic	Total	Hispanic	Total	Hispanic	Total	Hispanic
White:	0	0	0	0	0	0	151	131
Black/African American:	0	0	0	0	0	0	0	0
Asian:	0	0	0	0	0	0	2	0
American Indian/Alaskan Native:	0	0	0	0	0	0	0	0
Native Hawaiian/Other Pacific Islander:	0	0	0	0	0	0	0	0
American Indian/Alaskan Native & White:	0	0	0	0	0	0	0	0
Asian White:	0	0	0	0	0	0	0	0
Black/African American & White:	0	0	0	0	0	0	0	0
American Indian/Alaskan Native & Black/African American:	0	0	0	0	0	0	0	0
Other multi-racial:	0	0	0	0	0	0	0	0
Asian/Pacific Islander:	0	0	0	0	0	0	0	0
Hispanic:	0	0	0	0	0	0	0	0



U.S. Department of Housing and Urban Development  
Office of Community Planning and Development  
Integrated Disbursement and Information System  
CDBG Activity Summary Report (GPR) for Program Year 2018  
ORANGE COUNTY

Date: 27-Sep-2019  
Time: 9:37  
Page: 126

<b>Total:</b>	<b>0</b>	<b>0</b>	<b>0</b>	<b>0</b>	<b>0</b>	<b>0</b>	<b>153</b>	<b>131</b>
---------------	----------	----------	----------	----------	----------	----------	------------	------------


Female-headed Households:	0		0		0			
---------------------------	---	--	---	--	---	--	--	--

*Income Category:*

	<b>Owner</b>	<b>Renter</b>	<b>Total</b>	<b>Person</b>
Extremely Low	0	0	0	138
Low Mod	0	0	0	12
Moderate	0	0	0	3
Non Low Moderate	0	0	0	0
Total	0	0	0	153
Percent Low/Mod				100.0%

**Annual Accomplishments**

<b>Years</b>	<b>Accomplishment Narrative</b>	<b># Benefitting</b>
2018	1/1/19 - 3/31/19 - During this reporting period, social services were provided for 85 person and support services were provided for 68 persons for a total of 153 persons served. cw 7/2/19  Activity completed and closed out in IDIS. cw 9/26/19	



U.S. Department of Housing and Urban Development  
Office of Community Planning and Development  
Integrated Disbursement and Information System  
CDBG Activity Summary Report (GPR) for Program Year 2018  
ORANGE COUNTY

Date: 27-Sep-2019

Time: 9:37

Page: 127

---

<b>Total Funded Amount:</b>	<b>\$59,278,931.67</b>
<b>Total Drawn Thru Program Year:</b>	<b>\$57,884,742.28</b>
<b>Total Drawn In Program Year:</b>	<b>\$3,444,101.16</b>

# PR 22 – Status of HOME/TCAP Activities



U.S. Department of Housing and Urban Development  
Office of Community Planning and Development  
Integrated Disbursement and Information System  
Status of Open Activities and Activities Completed/Cancelled in the Last Year Activities -  
Entitlement  
ORANGE COUNTY, CA

DATE: 09-27-19  
TIME: 9:41  
PAGE: 1

IDIS - PR22

Tenure Type	Activity Type	IDIS Activity	Activity Address	Activity Status	Status Date	Total Units	Home Units	Initial Funding Date	Committed Amount	Drawn Amount	PCT
Rental	NEW CONSTRUCTION	2174	22733 Oakcrest Cir , Yorba Linda CA, 92887	Completed	08/15/19	11	11	07/12/17	\$1,508,531.31	\$1,508,531.31	100.00%
Tenant-Based Rental Assistance (TBRA)	TENANT-BASED RENTAL ASSISTANCE	2134	, ,	Completed	11/29/18	0	289	07/19/16	\$193,954.00	\$193,954.00	100.00%
Tenant-Based Rental Assistance (TBRA)	TENANT-BASED RENTAL ASSISTANCE	2249	, ,	Open	08/27/19	0	94	11/28/18	\$266,956.00	\$254,760.00	95.43%

# PR 33 – HOME Match Liability Report

U.S. Department of Housing and Urban Development  
Office of Community Planning and Development  
Integrated Disbursement and Information System  
Home Matching Liability Report

DATE: 09-27-19  
TIME: 9:42  
PAGE: 1

ORANGE COUNTY, CA

Fiscal Year	Match Percent	Total Disbursements	Disbursements Requiring Match	Match Liability Amount
-----	-----	-----	-----	-----
1998	25.0 %	\$2,045,854.36	\$1,888,418.12	\$472,104.53
1999	25.0 %	\$1,256,683.57	\$1,105,815.00	\$276,453.75
2000	25.0 %	\$689,480.72	\$539,380.72	\$134,845.18
2001	25.0 %	\$160,400.00	\$0.00	\$0.00
2002	25.0 %	\$320,690.22	\$115,485.39	\$28,871.34
2003	25.0 %	\$1,610,467.41	\$1,430,287.69	\$357,571.92
2004	25.0 %	\$1,047,522.74	\$869,872.39	\$217,468.09
2005	25.0 %	\$1,076,667.57	\$835,301.86	\$208,825.46
2006	25.0 %	\$1,758,841.05	\$1,616,017.43	\$404,004.35
2007	25.0 %	\$2,044,960.40	\$1,866,558.32	\$466,639.58
2008	25.0 %	\$3,947,508.64	\$3,819,383.66	\$954,845.91
2009	25.0 %	\$2,844,323.08	\$2,672,305.40	\$668,076.35
2010	25.0 %	\$1,857,581.12	\$1,663,517.34	\$415,879.33
2011	25.0 %	\$530,645.30	\$374,421.64	\$93,605.41
2012	25.0 %	\$5,173,766.73	\$4,924,872.76	\$1,231,218.19
2013	25.0 %	\$348,781.86	\$0.00	\$0.00
2014	25.0 %	\$2,647,218.33	\$2,406,577.26	\$601,644.31

IDIS - PR33

U.S. Department of Housing and Urban Development  
Office of Community Planning and Development  
Integrated Disbursement and Information System  
Home Matching Liability Report

DATE: 09-27-19  
TIME: 9:42  
PAGE: 2

2015	25.0%	\$2,186,257.55	\$2,071,538.93	\$517,884.73
2016	25.0%	\$156,279.08	\$5,867.10	\$1,466.77
2017	25.0%	\$178,101.61	\$57,843.00	\$14,460.75
2018	25.0%	\$185,859.72	\$121,522.00	\$30,380.50



# PR 91 – ESG Financial Summary



U.S. Department of Housing and Urban Development  
Office of Community Planning and Development  
Integrated Disbursement and Information System  
PR91 - ESG Financial Summary  
ORANGE COUNTY, CA  
2017

DATE: 09-27-19  
TIME: 9:43  
PAGE: 1

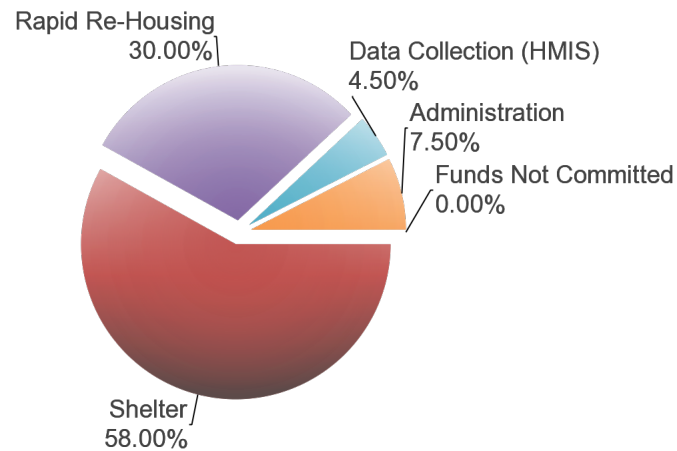
## ESG Program Level Summary

Grant Number	Total Grant Amount	Total Funds Committed	Total Funds Available to Commit	% of Grant Funds Not Committed	Grant Funds Drawn	% of Grant Funds Drawn	Available to Draw	% Remaining to Draw
E17UC060504	\$215,408.00	\$215,407.60	\$0.40	0.00%	\$215,407.60	100.00%	\$0.40	0.00%

## ESG Program Components

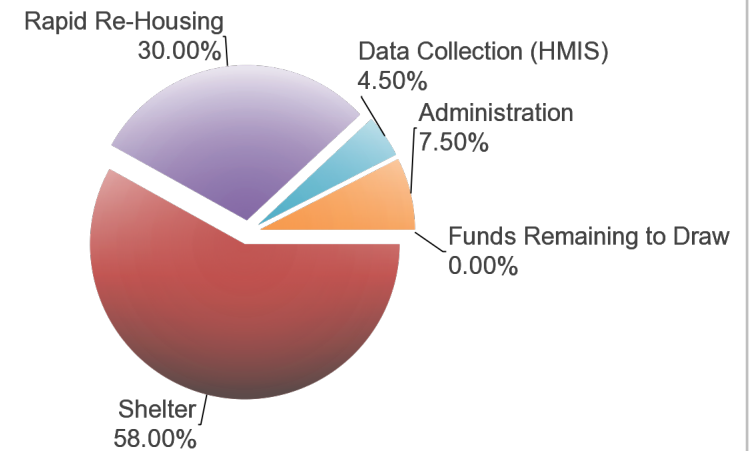
Activity Type	Total Committed to Activities	% of Grant Committed	Drawn Amount	% of Grant Drawn
Street Outreach	\$0.00	0.00%	\$0.00	0.00%
Shelter	\$124,937.00	58.00%	\$124,937.00	58.00%
Homeless Prevention	\$0.00	0.00%	\$0.00	0.00%
Rapid Re-Housing	\$64,622.00	30.00%	\$64,622.00	30.00%
Data Collection (HMIS)	\$9,693.00	4.50%	\$9,693.00	4.50%
Administration	\$16,155.60	7.50%	\$16,155.60	7.50%
Funds Not Committed	\$0.40	0.00%	\$0.00	0.00%
Funds Remaining to Draw	\$0.00	0.00%	\$0.40	0.00%
<b>Total</b>	<b>\$215,408.00</b>	<b>100.00%</b>	<b>\$215,408.00</b>	<b>100.00%</b>

Funds Committed



Street Outreach Shelter Homeless Prevention Rapid Re-Housing  
Data Collection (HMIS) Administration Funds Not Committed Funds Remaining to Draw

Funds Drawn



Street Outreach Shelter Homeless Prevention Rapid Re-Housing  
Data Collection (HMIS) Administration Funds Not Committed Funds Remaining to Draw



U.S. Department of Housing and Urban Development  
Office of Community Planning and Development  
Integrated Disbursement and Information System  
PR91 - ESG Financial Summary  
ORANGE COUNTY, CA  
2017

DATE: 09-27-19  
TIME: 9:43  
PAGE: 2

### 24-Month Grant Expenditure Deadline

All of the recipient's grant must be expended for eligible activity costs within 24 months after the date HUD signs the grant agreement with the recipient. Expenditure means either an actual cash disbursement for a direct charge for a good or service or an indirect cost or the accrual of a direct charge for a good or service or an indirect cost. This report uses draws in IDIS to measure expenditures. HUD allocated Fiscal Year 2011 ESG funds in two allocations. For FY2011, this Obligation Date is the date of the first allocation. This report does not list the Obligation Date, does not calculate the Expenditure Deadline, and does not track the Days Remaining for the FY 2011 second allocation.

Grant Amount: \$215,408.00

Grant Number	Draws to Date	HUD Obligation Date	Expenditure Deadline	Days Remaining to Meet Requirement Date	Expenditures Required
E17UC060504	\$215,407.60	09/22/2017	09/22/2019	(5)	\$0.40

### 60% Cap on Emergency Shelter and Street Outreach

The cap refers to the total amount of the recipient's fiscal year grant, allowed for emergency shelter and street outreach activities, is capped at 60 percent. This amount cannot exceed the greater of: (1) 60% of the overall grant for the year; or, (2) the amount of Fiscal Year 2010 ESG funds committed for homeless assistance activities.

Amount Committed to Shelter	Amount Committed to Street Outreach	Total Amount Committed to Shelter and Street Outreach	% Committed to Shelter and Street Outreach	2010 Funds Committed to Homeless Assistance Activities	Total Drawn for Shelter and Street Outreach	% Drawn for Shelter and Street Outreach
\$124,937.00	\$0.00	\$124,937.00	58.00%	\$165,631.00	\$124,937.00	58.00%

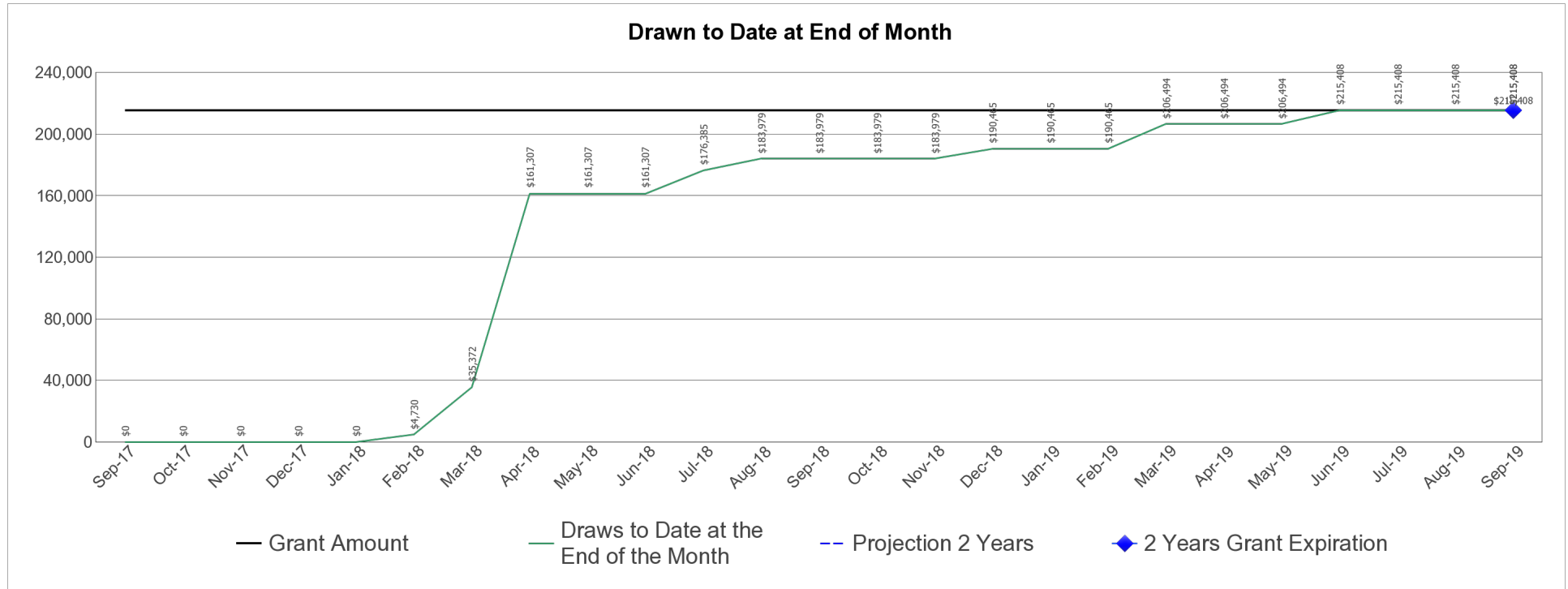


U.S. Department of Housing and Urban Development  
Office of Community Planning and Development  
Integrated Disbursement and Information System  
PR91 - ESG Financial Summary  
ORANGE COUNTY, CA  
2017

DATE: 09-27-19  
TIME: 9:43  
PAGE: 3

**ESG Draws By Month (at the total grant level):**

Grant Amount: 215,408.00



**ESG Draws By Quarter (at the total grant level):**

Quarter End Date	Draws for the Quarter	Draws to Date at the End of the Quarter	% Drawn for the Quarter	% Drawn to Date at End of Quarter
09/30/2017	\$0.00	\$0.00	0.00%	0.00%
12/31/2017	\$0.00	\$0.00	0.00%	0.00%
03/31/2018	\$35,371.86	\$35,371.86	16.42%	16.42%
06/30/2018	\$125,935.58	\$161,307.44	58.46%	74.88%
09/30/2018	\$22,671.70	\$183,979.14	10.53%	85.41%
12/31/2018	\$6,486.08	\$190,465.22	3.01%	88.42%
03/31/2019	\$16,028.35	\$206,493.57	7.44%	95.86%
06/30/2019	\$8,914.03	\$215,407.60	4.14%	100.00%
09/30/2019	\$0.00	\$215,407.60	0.00%	100.00%



U.S. Department of Housing and Urban Development  
Office of Community Planning and Development  
Integrated Disbursement and Information System  
PR91 - ESG Financial Summary  
ORANGE COUNTY, CA  
2017

DATE: 09-27-19  
TIME: 9:43  
PAGE: 4

**ESG Subrecipient Commitments and Draws by Activity Category :**

Subrecipient	Activity Type	Committed	Drawn
ORANGE COUNTY	Shelter	\$124,937.00	\$124,937.00
	Rapid Re-Housing	\$64,622.00	\$64,622.00
	Data Collection (HMIS)	\$9,693.00	\$9,693.00
	Administration	\$16,155.60	\$16,155.60
	Total	\$215,407.60	\$215,407.60
	Total Remaining to be Drawn		\$0.00
	Percentage Remaining to be Drawn		0.00%



U.S. Department of Housing and Urban Development  
Office of Community Planning and Development  
Integrated Disbursement and Information System  
PR91 - ESG Financial Summary  
ORANGE COUNTY, CA  
2017

DATE: 09-27-19  
TIME: 9:43  
PAGE: 5

**ESG Subrecipients by Activity Category**

Activity Type	Subecipient
Shelter	ORANGE COUNTY
Rapid Re-Housing	ORANGE COUNTY
Data Collection (HMIS)	ORANGE COUNTY
Administration	ORANGE COUNTY



U.S. Department of Housing and Urban Development  
Office of Community Planning and Development  
Integrated Disbursement and Information System  
PR91 - ESG Financial Summary  
ORANGE COUNTY, CA  
2018

DATE: 09-27-19  
TIME: 9:43  
PAGE: 6

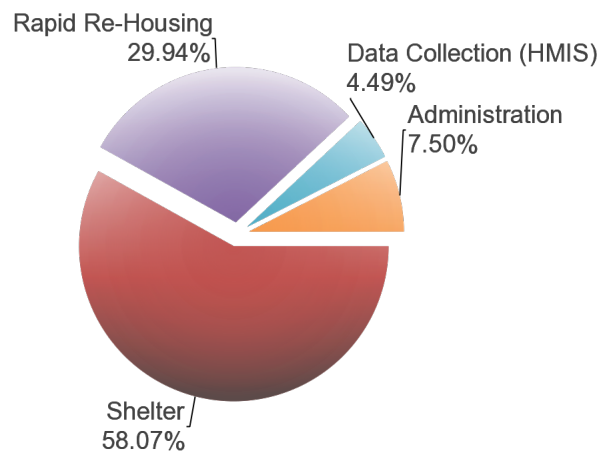
## ESG Program Level Summary

Grant Number	Total Grant Amount	Total Funds Committed	Total Funds Available to Commit	% of Grant Funds Not Committed	Grant Funds Drawn	% of Grant Funds Drawn	Available to Draw	% Remaining to Draw
E18UC060504	\$215,846.00	\$215,846.00	\$0.00	0.00%	\$196,192.95	90.89%	\$19,653.05	9.11%

## ESG Program Components

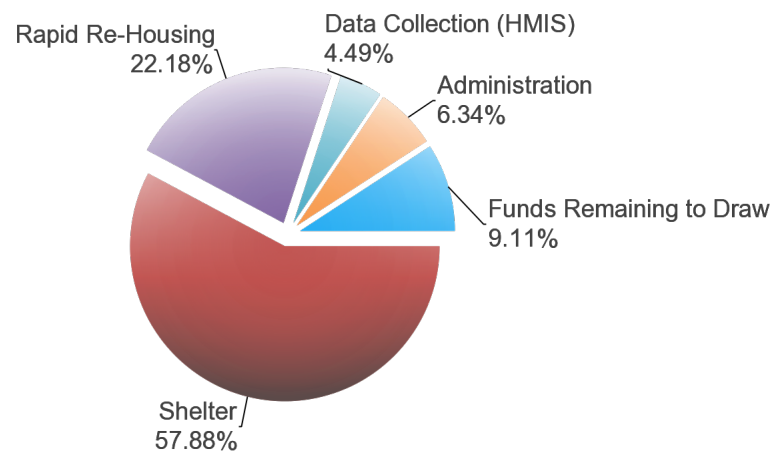
Activity Type	Total Committed to Activities	% of Grant Committed	Drawn Amount	% of Grant Drawn
Street Outreach	\$0.00	0.00%	\$0.00	0.00%
Shelter	\$125,343.00	58.07%	\$124,937.00	57.88%
Homeless Prevention	\$0.00	0.00%	\$0.00	0.00%
Rapid Re-Housing	\$64,622.00	29.94%	\$47,883.37	22.18%
Data Collection (HMIS)	\$9,693.00	4.49%	\$9,693.00	4.49%
Administration	\$16,188.00	7.50%	\$13,679.58	6.34%
Funds Not Committed	\$0.00	0.00%	\$0.00	0.00%
Funds Remaining to Draw	\$0.00	0.00%	\$19,653.05	9.11%
<b>Total</b>	<b>\$215,846.00</b>	<b>100.00%</b>	<b>\$215,846.00</b>	<b>100.00%</b>

Funds Committed



Street Outreach Shelter Homeless Prevention Rapid Re-Housing  
Data Collection (HMIS) Administration Funds Not Committed Funds Remaining to Draw

Funds Drawn



Street Outreach Shelter Homeless Prevention Rapid Re-Housing  
Data Collection (HMIS) Administration Funds Not Committed Funds Remaining to Draw



U.S. Department of Housing and Urban Development  
Office of Community Planning and Development  
Integrated Disbursement and Information System  
PR91 - ESG Financial Summary  
ORANGE COUNTY, CA  
2018

DATE: 09-27-19  
TIME: 9:43  
PAGE: 7

### 24-Month Grant Expenditure Deadline

All of the recipient's grant must be expended for eligible activity costs within 24 months after the date HUD signs the grant agreement with the recipient. Expenditure means either an actual cash disbursement for a direct charge for a good or service or an indirect cost or the accrual of a direct charge for a good or service or an indirect cost. This report uses draws in IDIS to measure expenditures. HUD allocated Fiscal Year 2011 ESG funds in two allocations. For FY2011, this Obligation Date is the date of the first allocation. This report does not list the Obligation Date, does not calculate the Expenditure Deadline, and does not track the Days Remaining for the FY 2011 second allocation.

Grant Amount: \$215,846.00

Grant Number	Draws to Date	HUD Obligation Date	Expenditure Deadline	Days Remaining to Meet Requirement Date	Expenditures Required
E18UC060504	\$196,192.95	08/07/2018	08/07/2020	315	\$19,653.05

### 60% Cap on Emergency Shelter and Street Outreach

The cap refers to the total amount of the recipient's fiscal year grant, allowed for emergency shelter and street outreach activities, is capped at 60 percent. This amount cannot exceed the greater of: (1) 60% of the overall grant for the year; or, (2) the amount of Fiscal Year 2010 ESG funds committed for homeless assistance activities.

Amount Committed to Shelter	Amount Committed to Street Outreach	Total Amount Committed to Shelter and Street Outreach	% Committed to Shelter and Street Outreach	2010 Funds Committed to Homeless Assistance Activities	Total Drawn for Shelter and Street Outreach	% Drawn for Shelter and Street Outreach
\$125,343.00	\$0.00	\$125,343.00	58.07%	\$165,631.00	\$124,937.00	57.88%



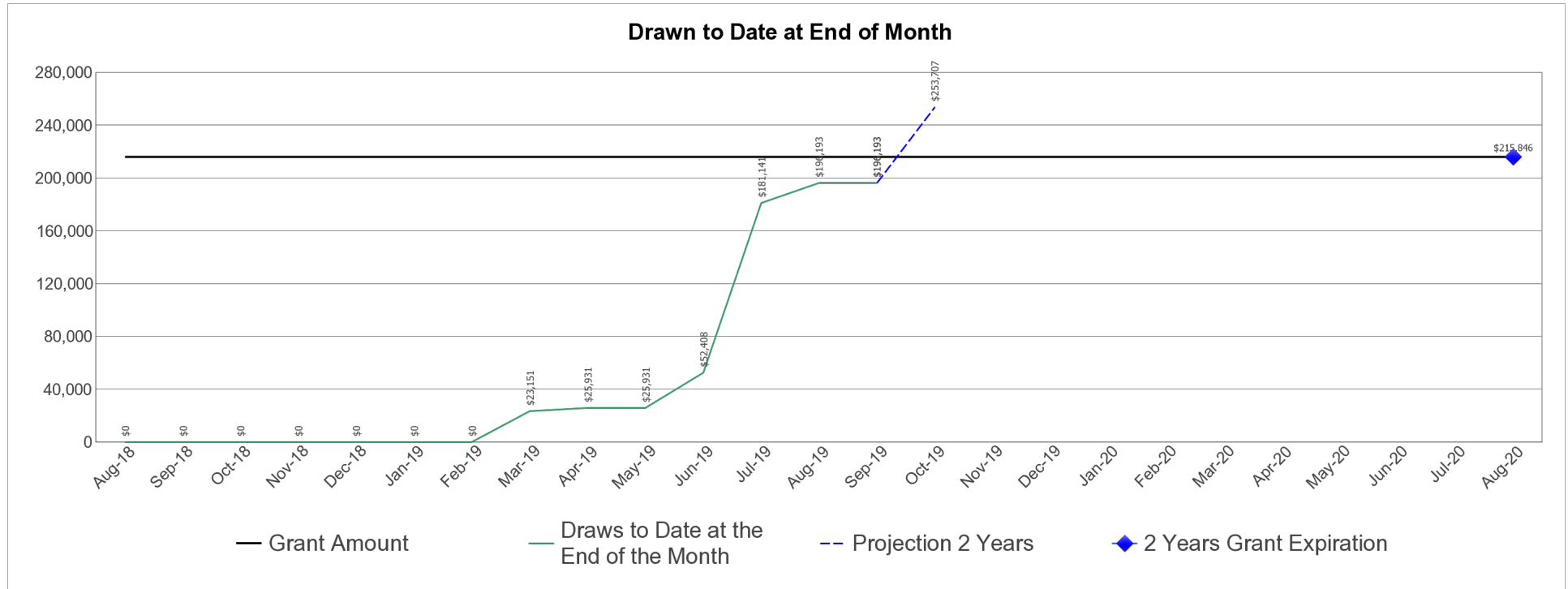


U.S. Department of Housing and Urban Development  
Office of Community Planning and Development  
Integrated Disbursement and Information System  
PR91 - ESG Financial Summary  
ORANGE COUNTY, CA  
2018

DATE: 09-27-19  
TIME: 9:43  
PAGE: 8

**ESG Draws By Month (at the total grant level):**

Grant Amount: 215,846.00



**ESG Draws By Quarter (at the total grant level):**

Quarter End Date	Draws for the Quarter	Draws to Date at the End of the Quarter	% Drawn for the Quarter	% Drawn to Date at End of Quarter
09/30/2018	\$0.00	\$0.00	0.00%	0.00%
12/31/2018	\$0.00	\$0.00	0.00%	0.00%
03/31/2019	\$23,151.03	\$23,151.03	10.73%	10.73%
06/30/2019	\$29,256.79	\$52,407.82	13.55%	24.28%
09/30/2019	\$143,785.13	\$196,192.95	66.61%	90.89%



U.S. Department of Housing and Urban Development  
Office of Community Planning and Development  
Integrated Disbursement and Information System  
PR91 - ESG Financial Summary  
ORANGE COUNTY, CA  
2018

DATE: 09-27-19  
TIME: 9:43  
PAGE: 9

**ESG Subrecipient Commitments and Draws by Activity Category :**

Subrecipient	Activity Type	Committed	Drawn
ORANGE COUNTY	Rapid Re-Housing	\$13,792.32	\$13,792.32
	Data Collection (HMIS)	\$2,780.44	\$2,780.44
	Administration	\$16,188.00	\$13,679.58
	Total	\$32,760.76	\$30,252.34
	Total Remaining to be Drawn		\$2,508.42
	Percentage Remaining to be Drawn		7.66%
MERCY HOUSE TRANSITIONAL LIVING CENTERS	Shelter	\$125,343.00	\$124,937.00
	Rapid Re-Housing	\$50,829.68	\$34,091.05
	Data Collection (HMIS)	\$6,912.56	\$6,912.56
	Total	\$183,085.24	\$165,940.61
	Total Remaining to be Drawn		\$17,144.63
	Percentage Remaining to be Drawn		9.36%



U.S. Department of Housing and Urban Development  
Office of Community Planning and Development  
Integrated Disbursement and Information System  
PR91 - ESG Financial Summary  
ORANGE COUNTY, CA  
2018

DATE: 09-27-19  
TIME: 9:43  
PAGE: 10

**ESG Subrecipients by Activity Category**

Activity Type	Subecipient
Shelter	MERCY HOUSE TRANSITIONAL LIVING CENTERS
Rapid Re-Housing	ORANGE COUNTY
	MERCY HOUSE TRANSITIONAL LIVING CENTERS
Data Collection (HMIS)	ORANGE COUNTY
	MERCY HOUSE TRANSITIONAL LIVING CENTERS
Administration	ORANGE COUNTY

APPENDIX D

Publication  
Notice/Proof of  
Publication

**PUBLIC NOTICE OF AVAILABILITY**

**ORANGE COUNTY  
CONSOLIDATED ANNUAL PERFORMANCE AND EVALUATION REPORT  
FOR FISCAL YEAR 2018-19**

**Date: September 6, 2019**

**TO ALL INTERESTED AGENCIES, GROUPS, AND PERSONS:**

The County of Orange, in compliance with Title I of the Cranston-Gonzalez National Affordable Housing Act of 1990 has prepared a draft Consolidated Annual Performance and Evaluation Report (CAPER) for Fiscal Year 2018-19. The purpose of this notice is to provide the public a 15-day review period, beginning September 6, 2019 and ending September 23, 2019, to express their concerns and comments regarding the CAPER. The County of Orange is required to submit the FY 2018-19 CAPER to HUD by September 27, 2019.

**Consolidated Annual Performance and Evaluation Report (CAPER)**

The CAPER outlines the progress made in carrying out the proposed goals and objectives set forth in the FY 2018-19 OC Community Resources Action Plan. The CAPER also provides an analysis of program expenditures, project accomplishments, subrecipient's performance and an assessment of what changes to policy or strategy may be in order.

The FY 2018-19 Action Plan identified the County of Orange's overall needs and priorities for affordable and supportive housing for low-moderate-income, and very low-income families. It also included the needs of homeless individuals and families, and outlined a short-term strategy to address those needs.

**Comments**

All interested agencies, groups, or individuals are invited to review the draft CAPER for FY 2018-19 and submit written comments for consideration. Copies are available at Housing & Community Development office, Email request to: [craig.fee@occr.ocgov.com](mailto:craig.fee@occr.ocgov.com). Reports are also available online at Orange County Libraries website at [www.ocpl.org](http://www.ocpl.org), and Housing & Community Development website at [www.occommunityservices.org/hcd](http://www.occommunityservices.org/hcd). Comments postmarked on or before September 23, 2019 will be received at:

Housing & Community Development  
Craig Fee, CD Manager  
1501 E. St. Andrew Place, 1<sup>st</sup> Floor  
Santa Ana, CA 92705

The County of Orange will consider all written comments received by September 23,

2019. Publish: September 6, 2019 in the: *Orange County Register, La Opinion, and Nguoi*

*Viet.*

THE REGISTER

2190 TOWNE CENTER PL, ANAHEIM, CA 92806  
Telephone (714) 796-7000 / Fax (714) 796-6059

This space for filing stamp only

PROOF OF PUBLICATION

(2015.5 C.C.P.)

State of California )  
County of ORANGE ) ss

Notice Type: GPN - GOVT PUBLIC NOTICE

Ad Description:  
FY 2018-19 CAPER

I am a citizen of the United States and a resident of the State of California; I am over the age of eighteen years, and not a party to or interested in the above entitled matter. I am the principal clerk of the printer and publisher of the THE REGISTER, a newspaper published in the English language in the city of SANTA ANA, county of ORANGE, and adjudged a newspaper of general circulation as defined by the laws of the State of California by the Superior Court of the County of ORANGE, State of California, under date 11/19/1905, Case No. A21046. That the notice, of which the annexed is a printed copy, has been published in each regular and entire issue of said newspaper and not in any supplement thereof on the following dates, to-wit:

09/06/2019

Executed on: 09/06/2019  
At SANTA ANA, CA

I certify (or declare) under penalty of perjury that the foregoing is true and correct.

  
Signature



CNS#: 3289795

PUBLIC NOTICE  
OF AVAILABILITY

ORANGE COUNTY  
CONSOLIDATED  
ANNUAL  
PERFORMANCE  
AND  
EVALUATION  
REPORT  
FOR FISCAL  
YEAR 2018-19

Date: September 6,  
2019

TO ALL  
INTERESTED  
AGENCIES,  
GROUPS, AND  
PERSONS:

The County of Orange, in compliance with Title I of the Cranston-Gonzalez National Affordable Housing Act of 1990 has prepared a draft Consolidated Annual Performance and Evaluation Report (CAPER) for Fiscal Year 2018-19. The purpose of this notice is to provide the public a 15-day review period, beginning September 6, 2019 and ending September 23, 2019, to express their concerns and comments regarding the CAPER. The County of Orange is required to submit the FY 2018-19 CAPER to HUD by September 27, 2019.

Consolidated Annual  
Performance and  
Evaluation Report  
(CAPER)

The CAPER outlines the progress made in carrying out the proposed goals and objectives set forth in the FY 2018-19 OC Community Resources Action Plan. The CAPER also provides an analysis of program expenditures, project accomplishments, subrecipient's performance and an assessment of what changes to policy or strategy may be in order.

The FY 2018-19 Action Plan identified the County of Orange's overall needs and priorities for affordable and supportive housing for low-moderate-income, and very low-income families. It also included the needs of homeless individuals and families, and outlined a short-term strategy to address those needs.

Comments

All interested agencies, groups, or individuals are invited to review the draft CAPER for FY 2018-19 and submit written comments for consideration. Copies are available at Housing & Community Development office, Email request to: craig.fee@occr.ocgov.com. Reports are also available online at Orange County Libraries website at www.ocpl.org, and Housing & Community Development website at www.occommunityservices.org/hcd.

Comments postmarked on or before September 23, 2019 will be received at:

Housing & Community  
Development  
Craig Fee, CD Manager  
1501 E. St. Andrew  
Place, 1st Floor  
Santa Ana, CA 92705

The County of Orange will consider all written comments received by September 23, 2019.

9/6/19  
CNS-3289795#  
THE REGISTER  
11309299

LA OPINION

This space for filing stamp only

PO BOX 15093, LOS ANGELES, CA 90015  
Telephone (213) 896-2260 / Fax (213) 896-2236

PROOF OF PUBLICATION

(2015.5 C.C.P.)

State of California )  
County of LOS ANGELES ) ss

Notice Type: GPN - GOVT PUBLIC NOTICE

Ad Description:  
FY 2018-19 CAPER

I am a citizen of the United States and a resident of the State of California; I am over the age of eighteen years, and not a party to or interested in the above entitled matter. I am the principal clerk of the printer and publisher of the LA OPINION, a newspaper published in the English language in the city of LOS ANGELES, county of LOS ANGELES, and adjudged a newspaper of general circulation as defined by the laws of the State of California by the Superior Court of the County of LOS ANGELES, State of California, under date 07/28/1969, Case No. 950176. That the notice, of which the annexed is a printed copy, has been published in each regular and entire issue of said newspaper and not in any supplement thereof on the following dates, to-wit:

09/06/2019

Executed on: 09/06/2019  
At LOS ANGELES, CA

I certify (or declare) under penalty of perjury that the foregoing is true and correct.

  
Signature



\* A 0 0 0 0 0 5 2 0 5 1 0 3 \*

CNS#: 3289800

AVISO PÚBLICO DE  
DISPONIBILIDAD

CONDADO DE  
ORANGE  
DESEMPEÑO ANUAL  
CONSOLIDADO E  
INFORME DE  
EVALUACIÓN  
PARA EL AÑO FISCAL  
2018-19

Fecha: 6 de septiembre  
de 2019

PARA TODAS LAS  
AGENCIAS, GRUPOS Y  
PERSONAS  
INTERESADAS:

El Condado de Orange, en cumplimiento con el Título I de la Ley Nacional de Vivienda Asequible, Cranston-González de 1990 ha preparado un anteproyecto del Desempeño Anual Consolidado e Informe de Evaluación (CAPER, por sus siglas en inglés) para el Año Fiscal 2018-19. El propósito de este aviso es proporcionar al público un periodo de revisión de 15 días, comenzando el 6 de septiembre de 2019 y terminando el 23 de septiembre de 2019, para expresar sus inquietudes concernientes y comentarios con respecto al CAPER. El Condado de Orange debe presentar al CAPER del AF 2018-19 a HUD antes del 27 de septiembre de 2019.

Desempeño Anual  
Consolidado e Informe  
de Evaluación (CAPER)

El CAPER describe el progreso realizado en la realización de las metas y objetivos propuestos establecidos en el Plan de Acción de Recursos Comunitarios OC del AF 2018-19. El CAPER también proporciona un análisis de gastos del programa, logros del proyecto, desempeño del receptor y una evaluación de qué cambios en la política o estrategia pueden ser necesarios.

El Plan de Acción del AF 2018-19 identificó las

necesidades y prioridades generales del Condado de Orange para viviendas de apoyo y asequibles para familias de ingresos bajos-moderados y muy bajos. Esto también incluyó las necesidades de personas y familias sin hogar, y describió una estrategia a corto plazo para abordar esas necesidades.

Comentarios

Todas las agencias, grupos o personas interesadas están invitadas a revisar el anteproyecto CAPER para el AF 2018-19 y enviar comentarios para su consideración. Las copias están disponibles en la oficina de Vivienda y Desarrollo Comunitario, correo electrónico solicitando a: [craig.fee@ocor.ocgov.ca](mailto:craig.fee@ocor.ocgov.ca). Los informes también están disponibles en línea en el sitio web de las Bibliotecas del Condado de Orange en [www.ocpl.org](http://www.ocpl.org), y el sitio web de Vivienda y Desarrollo Comunitario en [www.occommunityservices.org/hcd](http://www.occommunityservices.org/hcd). Los comentarios con sello postal en o antes del 23 de septiembre de 2019 serán recibidos en:

Vivienda y Desarrollo  
Comunitario  
Craig Fee, Administrador  
CD  
1501 E. St. Andrew  
Place, 1<sup>er</sup> Piso  
Santa Ana, CA 92705

El Condado de Orange considerará todos los comentarios recibidos antes del 23 de septiembre de 2019.

9/6/19  
CNS-3289800#  
LA OPINION

# California Newspaper Service Bureau

Public Notice Advertising Since 1934

Tel 1-800-788-7840 Fax 1-800-474-9444

Local Offices and Representatives in:

Los Angeles, Santa Ana, San Diego, Riverside/San Bernardino,  
San Francisco, Oakland, San Jose, Sacramento

Special Services Available in Phoenix

## DECLARATION

I am a resident of Los Angeles County, over the age of eighteen years and not a party to or interested in the matter noticed.

The notice, of which the annexed is a printed copy appeared in the:

**NGUOI VIET**


On the following dates:

09/06/2019

I certify (or declare) under penalty of perjury that the foregoing is true and correct.

Dated at Los Angeles, California, this

**24th day of September 2019**

  
Signature

**3289807**

*"The only Public Notice which is justifiable  
from the standpoint of true economy and the public interest,  
is that which reaches those who are affected by it"*



\* A 0 0 0 0 0 5 2 2 5 2 8 4 \*

### THÔNG BÁO CHO CÔNG CHÚNG BIẾT VỀ SỰ SẴN CỐ Ở QUẬN CAM BẢN BÁO CÁO HIỆU SUẤT VÀ ĐÁNH GIÁ THƯỜNG NIÊN HỢP NHẤT CHỌ TÀI KHÓA 2018-19

Ngày: Ngày 6 tháng Chín, 2019

#### GỬI ĐẾN TẤT CẢ CÁC CƠ QUAN, NHÓM VÀ NHỮNG NGƯỜI QUAN TÂM:

Quận Cam, tuân thủ theo  
Tiêu đề I của Đạo luật Nhà ở  
Giá Cả Hợp Tái Tiến Quốc Gia  
Cranston-Gonzalez năm 1990  
đã chuẩn bị một dự thảo bản  
Báo cáo Hiệu suất và Đánh  
giá Thường Niên Hợp nhất  
(CAPER-Consolidated Annual  
Performance and Evaluation  
Report) cho Tài khóa 2018-19.  
Mục đích của thông báo này là  
để cung cấp cho công chúng  
thời gian xem xét 15 ngày, bắt  
đầu từ ngày 6 tháng 9 năm  
2019 và kết thúc vào ngày 23  
tháng 9 năm 2019, để bày tỏ  
các mối quan tâm và ý kiến của  
họ về CAPER. Quận Cam được  
yêu cầu nộp CAPER Tài Khóa  
2018-19 cho HUD trước ngày  
27 tháng 9 năm 2019.

#### Bản Báo Cáo Hiệu Suất Và Đánh Giá Thường Niên Hợp Nhất (CAPER)

CAPER phác thảo những tiến  
bộ đạt được trong việc thực  
hiện các mục tiêu và mục đích  
đã đề xuất được nêu trong Kế  
hoạch Hành động Tài nguyên  
Cộng đồng của OC Tài Khóa  
2018-19. CAPER cũng cung cấp  
một phân tích về các chỉ tiêu  
của chương trình, các thành  
tựu của dự án, hiệu suất của  
người nhận phụ thuộc và đánh  
giá về những thay đổi đối với  
chính sách hoặc chiến lược có  
thể có theo thứ tự.

Kế hoạch Hành động Tài khóa  
2018-19 đã xác định các nhu  
cầu và ưu tiên chung của Quận  
Cam (Orange) cần có nhà ở  
được hỗ trợ và giá cả phải  
chăng cho các gia đình có thu  
nhập từ thấp tới trung bình, và  
rất thấp. Kế hoạch cũng bao  
gồm các nhu cầu của các cá  
nhân và gia đình vô gia cư, và  
vạch ra một chiến lược ngắn  
hạn để giải quyết cho các nhu  
cầu đó.

#### Ý kiến Đóng góp

Tất cả các cơ quan, nhóm hoặc  
cá nhân có sự quan tâm được  
mời duyệt qua bản dự thảo  
CAPER cho Tài Khóa 2018-19  
và gửi ý kiến bằng văn bản để  
được xem xét. Các bản sao có  
sẵn tại văn phòng Phát triển  
Nhà ở & Cộng đồng, Email yêu  
cầu tới: [craig.fee@occcr.org](mailto:craig.fee@occcr.org),  
[www.occcr.org](http://www.occcr.org). Báo cáo cũng có sẵn trực  
tuyến ở trang web Thư viện  
Quận Cam tại [www.ocpl.org](http://www.ocpl.org),  
và trang Web Ban Phát Triển  
Gia Cư và Cộng Đồng tại [www.occommunityservices.org/hcd](http://www.occommunityservices.org/hcd). Các góp ý có đóng dấu  
bưu điện vào hoặc trước ngày  
23 tháng 9 năm 2019 sẽ được  
nhận tại:

Ban Phát Triển Gia Cư và  
Cộng Đồng  
Craig Fee, Quản Lý CD  
1501 E. St. Andrew Place, 1st Floor  
Santa Ana, CA 92705

Quận Cam sẽ xem xét tất cả  
các ý kiến bằng văn bản nhận  
được trước ngày 23 tháng 9  
năm 2019.

9/6/19  
**CNS-3289807#**  
**NGUOI VIET**