

**Draft Consolidated Annual  
Performance and Evaluation Report  
FY 2015-16**



**ABANDONED STRUCTURE  
BEFORE**



**AVENIDA VILLAS  
AFTER**

# County of Orange

## Consolidated Annual Performance Evaluation Report

### Fiscal Year 2015-16

#### Table of Contents

<b>Section</b>	<b>Page</b>
CR-05 - Goals and Outcomes.....	1
Table 1 - Accomplishment - Program Year & Strategic Plan to Date.....	2
CR-10 - Racial and Ethnic composition of families assisted.....	5
Table 2 - Table of assistance to racial and ethnic populations by source of funds.....	5
CR-15 - Resources and Investments 91.520(a).....	7
Table 3 - Resources Made Available.....	7
Table 4 - Identify the geographic distribution and location of investments.....	7
Table 5 - Fiscal Year Summary - HOME Match Report.....	10
Table 6 - Match Contribution for the Federal Fiscal Year.....	11
Table 7 - Program Income.....	11
Table 8 - Minority and Women Business Enterprises.....	12
Table 9 - Minority Owners of Rental Property.....	12
Table 10 - Relocation and Real Property Acquisition.....	13
CR-20 - Affordable Housing 91.520(b).....	14
Table 11 - Number of Households.....	14
Table 12 - Number of Households Supported.....	14
Table 13 - Number of Persons Served.....	15
CR-25 - Homeless and Other Special Needs 91.220(d, e); 91.320(d, e); 91.520(c).....	16

CR-30 - Public Housing 91.220(h); 91.320(j).....	19
CR-35 - Other Actions 91.220(j)-(k); 91.320 (i) -(j).....	20
CR-40 - Monitoring 91.220 and 91.230.....	26
Citizen Participation Plan 91.105(d); 91.115(d).....	27
CR-45 - CDBG 91.520(c).....	28
CR-50 - HOME 91.520(d).....	30
CR-60 - ESG 91.520(g) (ESG Recipients only).....	33
CR-65 – ESG Data Collection (Persons Assisted).....	35
CR-70 – ESG 91.520(g) - Assistance Provided and Outcomes.....	38
Table 22 - Shelter Capacity.....	38
CR-75– Expenditures.....	39
Table 23 - ESG Expenditures for Homelessness Prevention.....	39
Table 24 - ESG Expenditures for Rapid Re-Housing.....	39
Table 25 - ESG Expenditures for Emergency Shelter.....	39
Table 26 - Other Grant Expenditures.....	40
Table 27 - Total ESG Funds Expended.....	40
Table 28 - Other Funds Expended on Eligible ESG Activities.....	40
Table 29 - Total Amount of Funds Expended on ESG Activities.....	40

**APPENDIX A – eCart - ESG CAPER Reporting**

**APPENDIX B – CDBG Financial Summary Report – PR 26**

**APPENDIX C - IDIS Reports**

PR03 - Summary of CDBG Activities

PR22 – Status of HOME Activities

PR33 - HOME Matching Liability Report

PR91 - ESG Financial Summary

**APPENDIX D - Public Notice/Proof of Publication**

## **CR-05 - Goals and Outcomes**

### **Progress the jurisdiction has made in carrying out its strategic plan and its action plan.**

#### **91.520(a)**

This could be an overview that includes major initiatives and highlights that were proposed and executed throughout the program year.

The County of Orange Consolidated Annual Performance and Evaluation Report (CAPER) Fiscal Year 2015-16 reports on the County's performance and accomplishments relative to achieving its goals and objectives in the first year of its Five-Year 2015-19 Consolidated Plan (CP). The CAPER describes and evaluates how Community Development Block Grant (CDBG), HOME Investment Partnerships (HOME), and Emergency Solutions Grant (ESG) funds were expended to meet the strategic goals of the ConPlan for the reporting period July 1, 2015 to June 30, 2016.

Below is a summary of accomplishments made in FY 2015-16:

#### **CDBG Funds:**

- A total of ten (10) public facilities & improvements projects were underway in FY 2015-16, of those, four (4) were completed including one (1) extended project from FY 2014-15 and seven (7) are still underway. These projects included ADA accessibility improvements, alleys, curbs/gutters, sidewalks, sewer and community center ADA improvements. A total of \$352,330 was expended for these projects.
- Ten (10) housing rehabilitations projects were underway and five (5) were completed expending a total of \$552,144.
- A total of six (6) public service projects were undertaken and completed in FY 2015-16. Public services included senior services, mental/health services, employment and educational services, homeless programs, childcare/youth services. A total of \$510,470 was expended.
- One (1) project, administration was under taken to affirmatively further fair housing; a total of \$71,250 was expended.

The County of Orange administers the HOME Program throughout the Urban County and in entitlement cities. HOME funding is typically utilized to:

- Provide permanent supportive housing for homeless, low-income, and special needs households; and
- Provide shelter to homeless and low-income households through tenant-based rental assistance

In FY 2015-16, the County allocated ESG funding to Mercy House to operate the emergency shelter, rapid re-housing program and HMIS for persons either at-risk of, or experiencing homelessness. A total of \$285,202 was expended.

The following table is a condensed summary of activities undertaken and accomplishments represented by number of units (e.g., housing units, persons assisted, etc.), outlining the expected strategic goals and progress towards meeting these goals set forth in the FY 2015-19 Consolidated Plan and Annual Action Plan. The table has been revised to reflect actual outcomes from the IDIS accomplishment screens PR23, PR03 and HMIS.

**Comparison of the proposed versus actual outcomes for each outcome measure submitted with the consolidated plan and explain, if applicable, why progress was not made toward meeting goals and objectives. 91.520(g)**

Categories, priority levels, funding sources and amounts, outcomes/objectives, goal outcome indicators, units of measure, targets, actual outcomes/outputs, and percentage completed for each of the grantee’s program year goals.

Goal	Category	Source / Amount	Indicator	Unit of Measure	Expected – Strategic Plan	Actual – Strategic Plan	Percent Complete	Expected – Program Year	Actual – Program Year	Percent Complete
Enhance Quality of Life	Affordable Housing Non-Housing Community Development	CDBG: \$5,675,000 HOME: \$ / ESG: \$	Public Facility or Infrastructure Activities other than Low/Moderate Income Housing Benefit	Persons Assisted	304245	37442	12.31%	38337	37442	97.67%
Expand Affordable Housing Opportunities	Affordable Housing	CDBG: \$5,141,736/ HOME: \$3,931,908 ESG: \$	Rental units constructed	Household Housing Unit	125	22	17.60%	30	22	73.33%
Expand Affordable Housing Opportunities	Affordable Housing	CDBG: \$5,141,736 HOME: \$3,931,908/ ESG: \$	Homeowner Housing Rehabilitated	Household Housing Unit	800	229	28.63%	170	229	134.71%
Public Services	Homeless Non-Homeless Special Needs	CDBG: \$2,250,000 HOME: \$ / ESG: \$1,161,224	Public service activities other than Low/Moderate Income Housing Benefit	Persons Assisted	26000	16674	64.13%	5200	16674	320.65%
Public Services	Homeless Non-Homeless Special Needs	CDBG: \$ / HOME: \$ / ESG: \$	Homeless Person Overnight Shelter	Persons Assisted	0	0		0	0	
Public Services	Homeless Non-Homeless Special Needs	CDBG: \$ / HOME: \$ / ESG: \$	Overnight/Emergency Shelter/Transitional Housing Beds added	Beds	0	0		0	0	

**Table 1 - Accomplishments – Program Year & Strategic Plan to Date**

**Assess how the jurisdiction’s use of funds, particularly CDBG, addresses the priorities and specific objectives identified in the plan, giving special attention to the highest priority**

## **activities identified.**

The CAPER provides a detailed description of how the County provided new or improved availability/accessibility, affordability, sustainability of the following goals for which funding was allocated:

- Expand and preserve the supply of affordable housing to create housing opportunities for low- and moderate-income households and homeless individuals and families
- Strengthen, preserve, and enhance the physical character and quality of life in Orange County's low- and moderate-income neighborhoods, including the housing stock and public infrastructure and facilities.
- Continue to build the capacity of residents to empower themselves and help strengthen their community, through the funding of needed public services for seniors, the homeless, and those at risk of homelessness.
- Planning and administration.

The Accomplishments Table above provides a summary of these priority goals and the County's success in meeting the established objectives set forth in the FY 2015-19 Consolidated Plan and Annual Action Plan. Unfortunately, as with most of the priority goals, the needs far outweigh the County's available resources which are not sufficient to address all of the needs of low- and moderate-income persons or special needs residents in the County's CPD program area.

During the FY 2015-16, CDBG funding focused primarily on the highest plan priorities to address specific objectives to improve public facilities, public services, ADA accessibility, housing rehabilitation and activities furthering fair housing.

HOME funds were used to address housing priorities established in the FY 2015-19 Consolidated Plan.

ESG activities were directed at increasing services to homeless families and individuals by providing overnight shelter and rapid re-housing services for persons experiencing homelessness.

Several public facility/ infrastructure projects that are experiencing delays due to increased cost of materials and/or labor, and in some instances, a lack of dedicated staff resources. These projects are currently underway and will report accomplishments in FY 2016-17 CAPER.

For additional information please refer to the following Integrated Disbursement and Information

System (IDIS) reports in the appendix:

- Summary of CDBG Activities (PR03)
- Status of HOME/TCAP Activities (PR 22)
- Financial Summary (PR26)
- HOME Matching Liability Report (PR33)
- ESG Financial Summary (PR91)

## CR-10 - Racial and Ethnic composition of families assisted

Describe the families assisted (including the racial and ethnic status of families assisted).

### 91.520(a)

	CDBG	HOME	ESG
White	16,129	18	1,015
Black or African American	465	0	247
Asian	765	0	49
American Indian or American Native	258	0	236
Native Hawaiian or Other Pacific Islander	73	0	41
<b>Total</b>	<b>17,690</b>	<b>18</b>	<b>1,588</b>
Hispanic	11,449	10	566
Not Hispanic	6,241	8	1,107

**Table 2 – Table of assistance to racial and ethnic populations by source of funds**

### Narrative

According to the 2015 Census, 73% of County residents are White, 34.4% Hispanic, 2.1% Black/African American, 20.1% Asian, .4% Native Hawaiian/other Pacific Islander and 3.3% other races. From 2010 to 2015, the proportion of White residents in the County increased by about 12.2%, Hispanic residents increased by .7%, Black/African residents increased by .4%, Asian residents increased by 2.2%, and the overall population increased by 5.3%.

Recipients in the above/below tables represent the diversity within the County that were assisted with HUD funded programs during the FY 2015-16.

In the County, funds are utilized throughout all of the unincorporated areas as well as all participating and metro cities under the County's CPD programs. When evaluating the ethnic/racial composition of families assisted in the table, White's represent the highest level with regard to the three programs (91% of the total population). Of the total population served, 65% were Hispanics.

When comparing the ethnic/racial mix of HOME program beneficiaries with the make-up of the population as a whole, White's represent 100% of families assisted. Of the populations served, 56% were Hispanic.

The County is committed to allocating CDBG, HOME, and ESG funds to address community development needs of the lowest-income and most disadvantaged residents based upon the individual eligibility requirements of the specific CPD programs. Assistance was targeted to populations residing in areas of low-income and minority concentrations. However, while projects and programs will target low-income and minority populations, they will not necessarily be limited geographically to areas where these



populations are concentrated. Some service providers are not located in low/moderate-income census tracts; however, their services are designed and intended for low/moderated income clients.

## CR-15 - Resources and Investments 91.520(a)

### Identify the resources made available

Source of Funds	Source	Resources Made Available	Amount Expended During Program Year
CDBG		3,886,369	1,402,174
HOME		1,430,962	133,972
ESG		297,087	285,202

**Table 3 - Resources Made Available**

### Narrative

In FY 2015-16, the County had \$3,886,369 in CDBG resources (\$3,219,617 entitlement funds/\$408,905 PI/\$257,847 prior year), \$1,430,962 in HOME resources (\$686,908 entitlement funds/\$744,054 PI), and \$297,087 in ESG resources (\$271,224 entitlement funds/\$25,863 prior year) to allocate to projects to carry out the goals outlined in the County's CP and Annual Action Plan.

Program Income (PI) is generated from repayments or other funding accrued and collected from previously funded CDBG and HOME projects and is allocated based on HUD's program income requirements. During FY 2015-16, the County received \$408,905 CDBG PI and \$708,902 HOME PI.

Per IDIS Report PR26 – CDBG Financial Summary Report (2015 program year) are as follows: Low/Mod Benefit for program year: 100%

Planning and Administration (Cap 20%): 20.00%

Public Service (Cap 15%): 14.90%

The CDBG Expenditure Report, IDIS Report PR03, shows that the County's CDBG program disbursed \$2,260,867 in FY 2015-16. The ESG Financial Summary Report, IDIS Report PR91 shows that \$285,202 was disbursed in FY 2015-16.

### Identify the geographic distribution and location of investments

Target Area	Planned Percentage of Allocation	Actual Percentage of Allocation	Narrative Description

**Table 4 – Identify the geographic distribution and location of investments**

### Narrative

The "Urban County" of Orange is comprised of eleven (11) participating cities, three (3) "Metro" cities – Aliso Viejo, Placentia, and Yorba Linda and the unincorporated areas of Orange County. The 11 participating cities include Brea, Cypress, Dana Point, Laguna Beach, Laguna Hills, Laguna Woods, La

Palma, Los Alamitos, Seal Beach, Stanton, and Villa Park. Aliso Viejo, Placentia, and Yorba Linda are eligible to participate in the CPD programs as entitlement jurisdictions and receive funding directly from HUD. However, these cities have elected to join the Urban County for the administration of these programs.

Currently, the County is using a competitive funding application process to distribute CDBG funds. The Funding Allocation Policy & Process (FAPP) is a planning document that utilizes priorities listed in the Consolidated Plan to address local housing and Community development needs with Federal and local resources in preparing the Annual Action Plan (APP). All applicants are required to submit applications for funding. Staff works with an Evaluation Committee to rank each application according to the Consolidated Plan priorities, urgency of need, readiness of project, experience of program, and cost-effectiveness. Many factors, such as the administrative burden of the program, the number of eligible census tracts, annexations, and population growth in the participating cities, weigh into the analysis of the most effective way to distribute CPD funds to meet the high-priority activities outlined in the Consolidated Plan. The competitive basis for funding distribution has the advantage of flexibly dealing with the changing needs and geographic disparities in terms of needs and resources.

CDBG program funds will be distributed and expended based on program criteria. Housing rehabilitation programs will be provided on a citywide basis in participating cities and in the unincorporated County areas based on low and moderate income qualified residents. Supportive services will be available throughout the Urban County to low and moderate-income residents and persons with special needs. Public facility improvements will be located primarily in the Urban County's low- and moderate-income areas. HOME funds will be distributed to those projects that meet priority needs, are timely and meet other evaluation factors that indicate a strong probability the project will come to fruition. ESG and CDBG funds for Public Services will be awarded to projects using a noncompetitive process that will best serve the priority needs of homeless individuals, families, and those at risk of becoming homeless. In addition, the County provides public service funding to two (2) community centers.

## Leveraging

**Explain how federal funds leveraged additional resources (private, state and local funds), including a description of how matching requirements were satisfied, as well as how any publicly owned land or property located within the jurisdiction that were used to address the needs identified in the plan.**

The County leverages its CDBG, HOME, and ESG funds with other resources to increase the impact upon housing, community development, and homelessness issues. Given the extent and level of housing and other community and economic development needs in Orange County, it becomes essential that the limited resources made available through the CPD programs be leveraged with other resources. Many of the most successful affordable housing projects, community facilities, and public service programs were leveraged with other funds. A number of housing and community development resources are currently available in the Urban County area. They include Community Development Block Grant (CDBG), HOME Investment Partnerships Program (HOME), Emergency Solutions Grant (ESG), State Emergency Solutions (ESG), General funds, and HUD Housing Choice Voucher Program.

The CDBG regulations do not require a funding match for the program; however, the County strongly encourages leveraging of CDBG funds and gives priority consideration in the evaluation of proposed activities that leverage CDBG with other funding. Applicants requesting funds to support its programs and projects are asked to provide documentation of other funding sources they will use as leveraging to meet their needs. Examples of leveraging can be in the form of land; other Federal, State, or local government assistance; in-kind services; donations; private resources; or other subsidized financing. In the participating cities, CDBG funds are matched with city general funds and other local resources. For CDBG Public Facilities and Improvements Projects, Subrecipients are required to match funds if the project funding amount requested is over \$150,000, with a maximum request of \$350,000, the Subrecipient is required to match 20% of the total amount requested. For those project up to \$150,000, no match funding is required. Two of the CPD-funded programs, HOME and ESG, both have matching fund requirements – HOME 25%, ESG 100%. These regulatory matching requirements ensure the efficient use of the Federal funds through leveraging. HOME funds are leveraged with other gap financing sources. Developers identify and secure primary funding sources prior to HOME allocations being awarded. HOME funds are typically leveraged and matched with one or more of the following sources: low income housing tax credits, tax-exempt bond financing, housing successor agency funds, Federal Home Loan Bank Affordable Housing Program (AHP) funds, California Housing Finance Agency (CalHFA) funds, California Department of Housing and Community Development Multifamily Housing Program (MHP) funds, and, Mental Health Services Act (MHSA) funds.

<b>Fiscal Year Summary – HOME Match</b>	
1. Excess match from prior Federal fiscal year	601,644
2. Match contributed during current Federal fiscal year	0
3. Total match available for current Federal fiscal year (Line 1 plus Line 2)	601,644
4. Match liability for current Federal fiscal year	517,885
5. Excess match carried over to next Federal fiscal year (Line 3 minus Line 4)	83,759

**Table 5 – Fiscal Year Summary - HOME Match Report**

Match Contribution for the Federal Fiscal Year								
Project No. or Other ID	Date of Contribution	Cash (non-Federal sources)	Foregone Taxes, Fees, Charges	Appraised Land/Real Property	Required Infrastructure	Site Preparation, Construction Materials, Donated labor	Bond Financing	Total Match

Table 6 – Match Contribution for the Federal Fiscal Year

**HOME MBE/WBE report**

Program Income – Enter the program amounts for the reporting period				
Balance on hand at begin-ning of reporting period \$	Amount received during reporting period \$	Total amount expended during reporting period \$	Amount expended for TBRA \$	Balance on hand at end of reporting period \$
40,811	708,902	80,064	0	669,649

Table 7 – Program Income

<b>Minority Business Enterprises and Women Business Enterprises – Indicate the number and dollar value of contracts for HOME projects completed during the reporting period</b>						
	Total	Minority Business Enterprises				White Non-Hispanic
		Alaskan Native or American Indian	Asian or Pacific Islander	Black Non-Hispanic	Hispanic	
<b>Contracts</b>						
Dollar Amount	0	0	0	0	0	0
Number	0	0	0	0	0	0
<b>Sub-Contracts</b>						
Number	0	0	0	0	0	0
Dollar Amount	0	0	0	0	0	0
	Total	Women Business Enterprises	Male			
<b>Contracts</b>						
Dollar Amount	0	0	0			
Number	0	0	0			
<b>Sub-Contracts</b>						
Number	0	0	0			
Dollar Amount	0	0	0			

**Table 8 – Minority Business and Women Business Enterprises**

<b>Minority Owners of Rental Property – Indicate the number of HOME assisted rental property owners and the total amount of HOME funds in these rental properties assisted</b>						
	Total	Minority Property Owners				White Non-Hispanic
		Alaskan Native or American Indian	Asian or Pacific Islander	Black Non-Hispanic	Hispanic	
Number	0	0	0	0	0	0
Dollar Amount	0	0	0	0	0	0

**Table 9 – Minority Owners of Rental Property**

<b>Relocation and Real Property Acquisition</b> – Indicate the number of persons displaced, the cost of relocation payments, the number of parcels acquired, and the cost of acquisition						
Parcels Acquired		0		0		
Businesses Displaced		0		0		
Nonprofit Organizations Displaced		0		0		
Households Temporarily Relocated, not Displaced		0		0		
Households Displaced	Total	Minority Property Enterprises				White Non-Hispanic
		Alaskan Native or American Indian	Asian or Pacific Islander	Black Non-Hispanic	Hispanic	
Number	0	0	0	0	0	0
Cost	0	0	0	0	0	0

**Table 10 – Relocation and Real Property Acquisition**



## CR-20 - Affordable Housing 91.520(b)

Evaluation of the jurisdiction's progress in providing affordable housing, including the number and types of families served, the number of extremely low-income, low-income, moderate-income, and middle-income persons served.

	One-Year Goal	Actual
Number of Homeless households to be provided affordable housing units	0	0
Number of Non-Homeless households to be provided affordable housing units	200	251
Number of Special-Needs households to be provided affordable housing units	0	0
<b>Total</b>	<b>200</b>	<b>251</b>

Table 11 – Number of Households

	One-Year Goal	Actual
Number of households supported through Rental Assistance	0	0
Number of households supported through The Production of New Units	30	22
Number of households supported through Rehab of Existing Units	170	229
Number of households supported through Acquisition of Existing Units	0	0
<b>Total</b>	<b>200</b>	<b>251</b>

Table 12 – Number of Households Supported

### Discuss the difference between goals and outcomes and problems encountered in meeting these goals.

In FY 2015-16, the County produced 22 new units of affordable housing for low-income households in Orange County. HOME funds are currently set-aside to fund Permanent Supportive Housing activities under the County's 2016 Permanent Supportive Housing Notice of Funding Availability (NOFA). Three NOFA applications are currently being reviewed by County staff. HOME funds could not be committed to any one of the three proposed projects in FY 2015-16 with a NOFA opening of March 2016. All three applicants are also in the process of seeking funding commitments from other public and private funding sources. The County is working to commit HOME funds to these projects in FY 2016-17.

In FY 2015-16, the County supported 229 households through rehab of existing units. The County's goal of supporting up to 170 households through rehab of existing units has been met.

**Discuss how these outcomes will impact future annual action plans.**

HOME funds are currently set-aside to fund Permanent Supportive Housing activities under the County’s 2016 Permanent Supportive Housing Notice of Funding Availability (NOFA). Three NOFA applications are currently being reviewed by County staff. The County is working to commit HOME funds for the development of new units in these 3 Permanent Supportive Housing projects in FY 2016-17. The County may provide up to 56 new units in FY 2016-17 should all three applications receive a HOME funding commitment.

Staffing for the Neighborhood Preservation Program has been reduced to one (1) person due to attrition and CDBG funding has been reduced by 26% since 2010. Based on the minimal staffing level and limited CDBG funding, Program goals may be challenging to achieve in future years. The County will monitor the potential for alternative funding for the Program.

**Include the number of extremely low-income, low-income, and moderate-income persons served by each activity where information on income by family size is required to determine the eligibility of the activity.**

<b>Number of Persons Served</b>	<b>CDBG Actual</b>	<b>HOME Actual</b>
Extremely Low-income	51	6
Low-income	100	9
Moderate-income	75	10
<b>Total</b>	<b>226</b>	<b>25</b>

**Table 13 – Number of Persons Served**

**Narrative Information**

See above

## **CR-25 - Homeless and Other Special Needs 91.220(d, e); 91.320(d, e); 91.520(c)**

**Evaluate the jurisdiction's progress in meeting its specific objectives for reducing and ending homelessness through:**

### **Reaching out to homeless persons (especially unsheltered persons) and assessing their individual needs**

The goals include reaching out to homeless persons (especially unsheltered persons) and assessing their individual needs, which includes opening a year-round emergency shelter/service center site and deploying resources to place homeless in permanent supportive housing.

Since 1998, the County of Orange has had a comprehensive, coordinated, and regional Continuum of Care strategy that includes participation of all 34 cities in the County, County Agencies, the County's homeless housing and service providers, and other community groups, including non-profits, local governmental agencies, faith-based organizations, the homeless and formerly homeless, interested business leaders, schools and other stakeholders to identify the gaps and unmet needs of the County's homeless. Homeless needs and priorities continue to be identified through the County's Continuum of Care (CoC) system. The Ten-Year Plan and the implementation groups formed are public and inclusive to participation of all stakeholders including homeless and formerly homeless individuals. In addition, the CoC consults with and engages homeless individuals to participate in the Point-in-Time Count and Survey of the homeless and the Implementation Groups of the Commission to End Homelessness to address the emergency shelter and transitional housing needs of homeless persons.

### **Addressing the emergency shelter and transitional housing needs of homeless persons**

The County allocated \$250,882 in ESG funds and \$ 209,942 in CDBG funds during FY 2015-16 for essential services, operations, emergency shelter, showers, and meals for homeless clients. The County operates the "Armory Emergency Shelter Program," which allows for emergency shelter for approximately five months out of the year, serving a maximum capacity of 400 individuals nightly, divided between two locations.

The County also applied to be the Administrative Entity for allocation of State ESG funds. This will bring an additional \$1,208,146 of funding to the County to address emergency shelter and transitional housing needs of homeless persons.

**Helping low-income individuals and families avoid becoming homeless, especially extremely low-income individuals and families and those who are: likely to become homeless after being discharged from publicly funded institutions and systems of care (such as health care facilities, mental health facilities, foster care and other youth facilities, and corrections programs and institutions); and, receiving assistance from public or private agencies that**

## **address housing, health, social services, employment, education, or youth needs**

The goal of the current model of homeless case management is to move clients towards self-sufficiency and a permanent housing. This current model works well when partnered with a variety of supportive services that can assist a client against future homelessness. In Orange County, a variety of private, federal, state and county-funded programs offer job training courses, child care, work-appropriate clothing, food bags and/or meals, among other services. Many of these services follow clients through their shelter stay(s), and sometimes even after they have found permanent housing. The variety of non-profit service providers that have formed in the County over the last 30 years has meant that many different types of clients can be served simultaneously. Each provider tends to specialize in a particular type of client in order to tailor services effectively. Currently served populations include, but are not limited to: families, victims of domestic violence, veterans, chronically homeless men and women, individuals with mental health issues and their families, and individuals with physical and developmental disabilities and their families.

The Commission to End Homelessness has implementation group and committees that focus on the subpopulations such as veteran, families, etc. With Coordinated Entry there is additional focus on creating the correct system/s for the County as well as the subpopulations and their diverse needs. Coordinated Entry was launched in 2015 focusing initially on Permanent Supportive Housing then incorporating Rapid Rehousing. There are over 14 outreach/in-reach teams throughout the County doing assessments using the VI-SPDAT and then working the clients through their housing and stabilization process.

Historically, the most difficult clients to house are the chronically homeless. Most chronically homeless people have a disability that requires significant and costly support. One program that is developing permanent housing units tied to supportive services is the Mental Health Services Act (MHSA) Housing Program. The County was allocated \$33 million to provide additional housing for the homeless mentally ill. In addition to the MHSA Housing Program, other housing and supportive services are provided through the MHSA Community Services and Supports component of the MHSA for clients enrolled in a Full Service Partnership Program. Clients of these programs must be seriously mentally ill adults or older adults or seriously mentally ill/seriously emotionally disturbed children and youth. The programs are client and family-driven and provide flexible resources that are tailored to each client's specific needs. Additionally, the County adopted an Affordable Housing Strategic Plan and allocated \$8.5 million in Federal HOME and local funds for the development of Permanent Supportive Housing for the homeless through a Notice of Funding Availability. Additionally the CoC secured Bonus Projects in both the 2014 and 2015 CoC funding cycles. The new projects are also dedicated projects for the chronically homeless.

**Helping homeless persons (especially chronically homeless individuals and families, families with children, veterans and their families, and unaccompanied youth) make the transition to permanent housing and independent living, including shortening the period of time that individuals and families experience homelessness, facilitating access for homeless individuals**

**and families to affordable housing units, and preventing individuals and families who were recently homeless from becoming homeless again**

The most fundamental risk factor for becoming homeless is acute poverty. Orange County has dozens of organizations, both private and public, providing resources to those at risk of homelessness. The solutions to developing a system capable of ensuring that people have the right resources to remain housed generally involve a continued high level of supportive services once an individual or family has been placed in permanent housing.

The CoC/Commission has developed action plans and is reviewing its structure to ensure it is more effectively creating systems of care that are formally linked and coordinated with the various existing systems such as those listed in the prompt. Through the CE system workgroups systems are being developed to meet the needs of the various subpopulation needs (re-entry, LGBTQ, TAY, DV, healthcare, etc.) Implementation of the Mental Health Services Act in the County has provided a large array of supportive services for those who are homeless or at high-risk of homelessness as well as having a serious mental illness. Supportive services include, but are not limited to, employment services, mentoring, in-home crisis stabilization, education and training, street outreach teams, assessment, and benefits.

## **CR-30 - Public Housing 91.220(h); 91.320(j)**

### **Actions taken to address the needs of public housing**

The public housing needs of Urban Orange County residents are met by the Orange County Housing Authority (OCHA), a division within Orange County Community Services. There are no public housing projects in the Urban County program, however OCHA provides tenant-based and project-based housing assistance to residents in the Urban County.

### **Actions taken to encourage public housing residents to become more involved in management and participate in homeownership**

OCHA has established a Resident Advisory Board with the membership representing the residents assisted by OCHA. The Board was consulted in the development of OCHA's Five-Year and Annual Public Housing Agency Plan. In addition, OCHA provides homeownership opportunities to eligible participants in the Housing Choice Voucher Program and there are currently five households receiving assistance in paying their mortgage in this program.

### **Actions taken to provide assistance to troubled PHAs**

Not Applicable

## **CR-35 - Other Actions 91.220(j)-(k); 91.320(i)-(j)**

**Actions taken to remove or ameliorate the negative effects of public policies that serve as barriers to affordable housing such as land use controls, tax policies affecting land, zoning ordinances, building codes, fees and charges, growth limitations, and policies affecting the return on residential investment. 91.220 (j); 91.320 (i)**

In January 2009, the Orange County Board of Supervisors amended the Housing Opportunities Overlay Regulations to expand the Overlay to high density multi-family residential districts located along arterial highways. Originally adopted in 2006, the Housing Opportunities Overlay Regulations permit the “by-right” development of affordable housing units on commercial, industrial and certain high density residential zoned sites through an administrative approval process.

The County and participating cities have also worked to address the issues surrounding barriers to affordable housing development through the Housing Element process required by the State of California. The California Department of Housing and Community Development (HCD) must review the Housing Element for compliance with State law. Among other things, each jurisdiction’s Housing Element is required to identify opportunity sites with land use controls that facilitate affordable housing development. Another key component of HCD review is the extent of government policies that act as barriers to housing development, especially affordable housing development, and the jurisdiction’s commitment to eliminating or mitigating the barriers.

Each jurisdiction in California adopts a housing element as a required component of the general plan. The County's 2014-2021 Housing Element was adopted in December 2013. The document includes specific actions to facilitate affordable housing.

Between January 1, 2006 and December 31, 2015, the County has loaned over \$25 million to fund the construction of 309 affordable housing units in the unincorporated areas. In addition, the County has provided project-based housing choice vouchers to 87 families. The County has also approved a Zoning Code amendment that allows emergency shelters “by-right” (with no public hearing requirement) in commercial and industrial zoned areas. County staff has identified funds and locations for the development of a year-round emergency shelter in Anaheim.

To address neighborhood resistance to affordable housing, the County encourages all developers to work closely with local residents and community groups. The County’s 2014-21 Housing Element establishes an action that works cooperatively with other governmental agencies, business groups, universities, environmental organizations, housing advocates and the development community to increase public awareness of the importance of affordable housing to the County’s long-term viability.

**Actions taken to address obstacles to meeting underserved needs. 91.220(k); 91.320(j)**

One of the greatest challenges in meeting the underserved needs of low- and moderate-income persons

is having limited financial resources. The County must weigh and balance the input from different groups and assign funding priorities that best bridge the gaps in the County's service delivery system. While other goals the County has set are also important, for the purposes of the Consolidated Plan, only those which are anticipated to be funded with CPD funding programs (CDBG, HOME, and ESG) during the five-year planning cycle are indicated to be high priorities. The County utilizes other funding sources to meet goals that are not considered high priority in the Consolidated Plan. The County established priorities for allocating CPD funds based on a number of criteria, including:

- Urgency of needs
- Cost efficiency
- Eligibility of activities/programs
- Availability of other funding sources to address specific needs
- Funding program limitations
- Capacity and authority for implementing actions
- Consistency with countywide goals, policies, and efforts

**Actions taken to reduce lead-based paint hazards. 91.220(k); 91.320(j)**

Estimates show that approximately 93,077 housing units within the County's jurisdiction were constructed prior 1978. Although the level of hazardous incidents involving lead-based paint is relatively low compared to other urban areas, the County still takes a proactive approach in lead-based paint removal. Under the guidance of HUD's Lead Safe Housing Regulations, HCD/HP works closely with state certified service providers and homeowners participating in housing rehabilitation programs to safely and effectively identify, evaluate, and remove lead-based paint hazards.

**Actions taken to reduce the number of poverty-level families. 91.220(k); 91.320(j)**

In the Urban County, 15,504 households (or 8 percent of all households) earned less than 30 percent of the Area Median Income (AMI), according to CHAS. Of these, 76 percent experienced housing problems such as cost burden or overcrowding. The challenges associated with poverty – stress, strained family relationships, substandard housing, lower educational attainment, limited employment skills, unaffordable child care, and transportation difficulties – make it hard for low income families to obtain and maintain employment, and therefore, housing and basic needs.

Economic stability can have lasting and measurable benefits for both parents and children. The County seeks to reduce the number of people living in poverty (extremely low-income households earning less than 30 percent of the AMI) by providing a number of programs, including housing assistance,



supportive services, economic development assistance, and job training opportunities. The County will continue to leverage opportunities to support funding for Community Based Development Organizations, cities, and other groups to provide training and employment opportunities to extremely low-income persons. In collaboration with the County's Workforce Investment Board (OCWIB), the County will continue to offer outreach and training to poverty level families and individuals. Through the CoC system, the County will work with job-training providers to ensure that low- and moderate-income persons are trained with employable skills with the potential to earn higher wages. In addition, the County Section 8 Housing Choice Voucher Program provides assisted families an incentive for employment opportunities through its Family Self Sufficiency (FSS) Program: The FSS Program participants receive resources and are taught job skills that enable them to gain employment and become self-sufficient. The County has several departments that are involved in some aspect of providing economic development opportunities (e.g., job training, provision of jobs, adding value to communities) to their clientele.

The goals and strategies contained in this Consolidated Plan for funding for housing and human services programs often directly address poverty issues. The County's funding (CDBG and ESG) of human service programs for basic needs, food distribution, and case management for homeless and those at risk of homelessness support the goals and strategies of reducing poverty. In addition, housing costs often consume a large portion of lower-income households' monthly income. This creates a housing cost burden, leaving less money accessible for other necessities. As such, the County's efforts to create new affordable housing and rehabilitate existing housing contribute to curbing poverty in the County. In the area of housing, the County, in partnership with other governmental agencies, private non-profit, and for profit agencies, has been successful in addressing the areas of affordable housing needs.

### **Actions taken to develop institutional structure. 91.220(k); 91.320(j)**

The institutional structure, through which the Consolidated Plan will be implemented, includes various agencies of County government, participating cities, nonprofit organizations, and private industry. HCD/HP has oversight responsibility for the Consolidated Plan/Annual Plan processes. HCD/HP is a component of OC Community Resources, which consists of OC Animal Care, OC Community Services, OC Parks, and OC Public Libraries, which are part of the County of Orange.

In addition, the County has developed a comprehensive, coordinated, and regional Continuum of Care (CoC) strategy that includes the participation of all thirty-four cities in the County, County Agencies, the County's homeless housing and service providers, and other community groups (including non-profits, local governmental agencies, faith-based organizations, the homeless and formerly homeless, interested business leaders, schools, and many other stakeholders) to identify the gaps and unmet needs of the County's homeless.

The County's CoC planning process is continually sustained with regular community wide efforts. Throughout the year the Commission to End Homelessness, and other interested parties, continue the process of identifying gaps and priority needs, and examining new strategies to strengthen the current

system of care. This planning process includes identification of the greatest needs facing the homeless of Orange County and assessing the funding priorities to address these needs.

**Actions taken to enhance coordination between public and private housing and social service agencies. 91.220(k); 91.320(j)**

HCD/HP is responsible for the administration and compliance of programs and grant management. HCD/HP performs audits, compliance, and legal notification procedures required by HUD for both the Housing and Neighborhood Preservation and Housing Assistance functions. Because HCD/HP must make recommendations on compliance matters, it is separate from direct control of either of the other functions identified below. It also conducts the Annual Application Review process that is the competitive evaluation process by which Federal funding is allocated to special projects.

HCD/HP also oversees housing community development and homeless activities, such as public infrastructure, housing rehabilitation, community development, preservation and improvement activities, affordable rental housing, homeless prevention and homeownership activities, support of CoC activities through the administration of subrecipient contracts and loans funded through the CDBG, HOME, ESG, and Supportive Housing Grants programs.

The cities of Brea, Cypress, Dana Point, Laguna Beach, Laguna Hills, Laguna Woods, La Palma, Los Alamitos, Seal Beach, Stanton, Villa Park participate in the County program and are responsible for delivering specific programs and activities in their communities. The cities of Aliso Viejo, Placentia and Yorba Linda are participating as Metro cities and are responsible for delivering specific programs and activities in their communities.

Nonprofit organizations play a vital role in implementing the Annual Action Plan. Nonprofit organizations form a network of resources that address a wide variety of housing and community development needs. These organizations provide a valuable link between the population in need of assistance and the pool of resources available. These organizations are awarded entitlement funds through a competitive evaluation process. The County works with numerous nonprofit organizations annually.

Private sector participants may include lending institutions and for-profit development entities. Lending institutions may be the source of low-cost loans for affordable housing and rehabilitation projects. Developers are the primary providers of the housing stock and are encouraged to participate in low-income housing in a variety of ways, including through density bonuses and participation in local, state and/or federal funding programs.

**Identify actions taken to overcome the effects of any impediments identified in the jurisdictions analysis of impediments to fair housing choice. 91.520(a)**

During the FY 2015-16 reporting period the County took the following actions (on its own or in

cooperation with regional partners and the Fair Housing Council of Orange County (FHCOC) to overcome impediments to fair housing choice identified in the regional AI:

Fair Housing Community Education – During 2015-16, the FHCOC regionally conducted or participated in 143 education and/or outreach activities, reaching a culturally and ethnically diverse audience, in which they made participants aware of fair housing laws and counseling services (including services to help households improve their readiness for a home purchase). Additionally, throughout the County, 8 training sessions were provided for rental property owners/managers during the report period, and 2 fair housing seminars were conducted in cooperation with the Apartment Association of Orange County.

Fair Housing Enforcement – On a regional basis, FHCOC staff received 53 allegations of housing discrimination and opened 18 cases. Ten of these allegations arose from the Urban County Jurisdiction, resulting in the opening of 6 cases. On a regional basis, FHCOC also conducted 83 paired, on-site, systemic tests for discriminatory rental housing practices.

Housing Dispute Evaluation & Resolution – On a regional basis, activities provided by FHCOC included assisting 2,059 unduplicated households addressing 7,026 issues, disputes and/or inquires. Of these, 670 unduplicated households, involving 2,409 issues, were from the Urban County Jurisdiction.

Reasonable Accommodations – On a regional basis, 22 inquiries regarding reasonable accommodations and modifications were received by FHCOC that resulted in casework beyond basic counseling. Nine of the inquiries arose from the Urban County Jurisdiction, with 3 proceeding to actual requests for reasonable accommodation, which were all approved.

Web-based Outreach – FHCOC’s multi-language website currently has an on-line housing discrimination complaint-reporting tool that generates an email to FHCOC.

Monitoring On-line Advertising – County rentals listed on Craigslist were monitored by FHCOC for discriminatory content (as permitted by staffing limitations). Discriminatory advertisements were flagged and FHCOC responded to these ads in order to inform the poster of possible discriminatory content. FHCOC also brought these ads to the attention of Craigslist via [abuse@craigslist.org](mailto:abuse@craigslist.org), or in some cases, the ad was referred to FHCOC’s investigators for possible enforcement action.

Monitor Home Mortgage Disclosure Act Data - An analysis of calendar year 2008 Home Mortgage Disclosure Act (HMDA) Data was presented in the *Regional AI*. Analyses of HMDA data from 2012 to 2014, as well as other mortgage lending practices, was included part of the FY 2015-19 County of Orange Analysis of Impediments to Fair Housing Choice, prepared by FHCOC.

During 2015-16, FHCOC continued efforts to promote housing affordability within the County. These groups included the Kennedy Commission, Mental Health Association of Orange County, Aids Services Foundation, Affordable Housing Clearinghouse, Jamboree Housing Corporation, Orange County Congregations Community Organizations, and Orange County Community Housing Corporation.

The FHCOC produced and provided written fair housing related materials in English, Spanish and Vietnamese to residents throughout the jurisdiction. On a regional basis, an estimated 1,920 limited English proficiency households were served during the past 12 months, through a combination of telephonic contact and in-person education and outreach activities.

## **CR-40 - Monitoring 91.220 and 91.230**

**Describe the standards and procedures used to monitor activities carried out in furtherance of the plan and used to ensure long-term compliance with requirements of the programs involved, including minority business outreach and the comprehensive planning requirements**

In accordance with HUD CPD program regulations, the County continually monitors all CPD-funded sub-recipients and their activities. The County has identified two components of effective Program monitoring: internal desk monitoring and external (Sub-recipients). Internal monitoring encompasses the actions, procedures, and performance of County staff along with subrecipient invoice processing monitoring.

Monitoring activities of sub-recipients are carried out by ensuring the CPD funded activities comply with applicable federal regulations including environmental clearance, labor compliance, procurement procedures, affirmative action, equal opportunity, and fair housing. In addition, Staff monitors contracts and funded activities on a consistent basis for compliance, financial management systems and programmatic activity, project reporting through Grant Performance Report (GPR), on-site visits and monitoring minority business outreach and Davis Bacon and Section 3 requirements for public facilities and HOME activities.

Staff monitors the ESG program to ensure:

- Funds are being used effectively to assist homeless individuals and families
- Program goals are met
- Compliance with ESG regulations and use of funds
- Complete and accurate client demographics are entered in HMIS
- Management capacity is developed.

Monitoring visits on HOME funded Affordable Housing Projects are done in compliance with 92.504 (d) schedule. Site visits include, but are not limited to: On site visits which consist of conducting Housing Quality Standards unit inspections, exterior common area inspections, and tenant file review for compliance with tenant affordability requirements. Certificate of Continuing Program Compliance forms are required from the Developer including Income Restricted Unit reports which contain a list of tenant occupancy information and current rent schedules. Monitoring visits also are conducted to assure that the Property Management is complying with the Property's Regulatory Agreements for each project. If a property is found in violation, a written notification of findings is sent and a follow-up monitoring visit(s) is conducted, if necessary.

## **Citizen Participation Plan 91.105(d); 91.115(d)**

### **Describe the efforts to provide citizens with reasonable notice and an opportunity to comment on performance reports.**

The Citizen Participation Plan provides a framework and process by which the County's consolidated planning efforts comply with the citizen participation requirements published by the U.S. Department of Housing and Urban Development (HUD). The Citizen Participation Plan is prepared and implemented in accordance with the guidance provided in HUD Regulations 24CFR Part 91.105.

The requirements for citizen participation do not restrict the responsibility or authority of the County from the development or execution of its Consolidated Plan. The County is entitled to receive annual grant funding from the Community Development Block Grant (CDBG), Home Investment Partnership (HOME), and the Emergency Shelter Grant (ESG) programs. It is the policy of Orange County to ensure adequate citizen involvement, with particular emphasis on participation by low- and moderate-income persons, in the planning, implementation, and evaluation of its housing and community development programs. This plan covers the Urban County comprised of participating cities metropolitan cities, and the unincorporated areas of Orange County. The County is the lead agency in developing the Citizen Participation Plan.

It is the policy of the County to follow its Citizen Participation Plan and to encourage and facilitate a participation (residents, service providers, government agencies, and others) in the development of all Community Planning and Development (CPD) required consolidated planning documents including the Five-Year Consolidated Plan, Annual Action Plans, Substantial Amendments, and the Consolidated Annual Performance and Evaluation Report (CAPER).

The primary purpose of the participation will be in needs identification, priority setting, funding allocations, and program recommendations related to the consolidated planning process. The County shall provide for and encourage citizen participation with particular emphasis on low- and moderate-income persons; persons residing in predominantly low -and moderate-income neighborhoods or slum and blighted areas; and persons residing in areas where the use of CDBG funds is being proposed.

Prior to the CAPER submission, the County published a public notice in English, Vietnamese and Spanish in a newspaper of general distribution advising residents of the availability of the CAPER for public review and comment. The CAPER is available upon request at HCD/HP office and available on the Orange County Library's website at [www.ocpl.org](http://www.ocpl.org) and on the OC Community Services' website at [www.occommunityservices.org](http://www.occommunityservices.org) for the required 15 days beginning September 6, 2016 prior to submission to HUD. Interested persons could submit written, oral, or electronically sent comments until September 22, 2016. All residents are given reasonable access to information and records regarding the CAPER. Copies of the final CAPER are available upon request, made in person or by mail. The CAPER is also available in printable format on the HCD/HP's website. There were no comments received regarding the FY 2015-16 CAPER during the 15 day comment period.

## **CR-45 - CDBG 91.520(c)**

**Specify the nature of, and reasons for, any changes in the jurisdiction's program objectives and indications of how the jurisdiction would change its programs as a result of its experiences.**

The County strongly supports and encourages community-wide participation, input, cooperation, and feedback from all residents of the County in the administration of its CPD-funded programs. The County continues its commitment to meeting priority goals outlined in the FY2015-2019 Five Year Consolidated Plan. The County's Citizen Participation Plan allows for minor amendments. Substantial amendments require approval by the County Board of Supervisors through a public notice and public hearing.

No substantial amendments occurred during the FY2015-16. Only the following minor actions were taken:

### **Extended Contracts**

IDIS #2091—City of Brea SFR, 19% completed.

IDIS #2092—City of Brea Senior Center, project underway.

IDIS #2093—City of Cypress HR, applications currently being processed for eligibility.

IDIS #2095—City of La Palma ADA Curb Ramps, Pre-Construction meeting held on June 21, 2016.

IDIS #2097—City of Laguna Hills Florence Sylvester Senior Center, project complete and awaiting reimbursement request.

IDIS #2098—City of Laguna Woods Phase X Energy Efficiency, 80% completed.

IDIS #2099—City of Los Alamitos Apartment Row Alley, Pre-Construction meeting held on August 3, 2016.

### **Extended Metro City Contracts**

IDIS #2118—Extended contract for City of Placentia HR SFR, reviewing five (5) applications for eligibility.

IDIS #2121—Extended contract for City of Placentia Pedestrian Accessibility Phase IV, Pre-Construction meeting was held on June 1, 2016.

IDIS #2123—Extended contract for City of Placentia Neighborhood Facility, project is currently out to bid.

IDIS #2129—Extended contract for City of Yorba Linda Historic Preservation, four possible locations have been identified and environmental impact and historical significance are being conducted.

**Cancelled Metro City Contracts**

IDIS #2120-Cancel contract for City of Placentia CBDO Housing Construction due to lack of staffing, transferred \$20,000 to IDIS #2118 - FY 2015-16 Housing Rehabilitation SFR project and remaining balance of \$2,675 was unallocated and will be reprogrammed to City of Placentia for FY 2016-17.

IDIS #2119-Cancel contract for City of Placentia HR Multi-Family due to lack of staffing, unallocated \$22,675 and will be reprogram to City of Placentia for FY 2016-17.

IDIS #2122-Cancel contract for City of Placentia Job Creation Business Incentive due to lack of staffing, transferred \$50,000 to IDIS #2123 - Neighborhood Facility Improvement Project.

City of Placentia will carry over \$25,350 from FY 2015-16 of unused funds for FY 2016-17.

City of Yorba Linda will carry over \$9,215 in FY 2015-16 of unused funds for FY 2016-17.

<b>Does this Jurisdiction have any open Brownfields Economic Development Initiative (BEDI) grants?</b>	No
--	----

**[BEDI grantees] Describe accomplishments and program outcomes during the last year.**



## **CR-50 - HOME 91.520(d)**

### **Include the results of on-site inspections of affordable rental housing assisted under the program to determine compliance with housing codes and other applicable regulations**

Please list those projects that should have been inspected on-site this program year based upon the schedule in §92.504(d). Indicate which of these were inspected and a summary of issues that were detected during the inspection. For those that were not inspected, please indicate the reason and how you will remedy the situation.

#### **List of HOME funded Housing Developments that received On-site Visits:**

**Ability First, Casa Alegre, Casa Esperanza, Dorado Senior Apartments Heritage Villas Senior Apartments, Linbrook Court Senior Apartments, Solara Court Senior Apartments, Vintage Canyon Senior Apartments, Bonterra Apartment Homes, Birch Hills Apartment Homes, Cañada Apartments Marquita Apartments Cornerstone Apartments and Granite Court;** A sampling of units and tenant files were reviewed and they all passed the monitoring review. Under HUD HOME rule 24 CFR92.252 (i), Tenants who no longer qualify as low-income families may continue to occupy HOME-assisted units, provided they pay as rent the lesser amount payable under State or local law or 30% of the family's adjusted income.

**Avenida Villas** – Three (3) tenant files and unit inspection/ reviews were conducted and two units failed due to housekeeping and smoke alarm disconnected due to tenant's health condition, 30-day letter sent for corrections, passed re-inspections.

**Bishop Apartments** - Two (2) tenant files, unit inspection/ reviews were conducted. Both units failed the HQS inspection due to stoves, flooring, water heater, smoke detector, paint and window screen. Tenant income eligibility documents were not up to date, documents were received in two weeks, 30-day letter sent for corrections, passed re-inspection.

**Sterling Court Senior Apartments** – Three (3) tenant files and unit inspection/ reviews were conducted, one unit failed HQS inspection due to mold in bathroom ceiling, 30-day letter sent for corrections, passed re-inspection.

**Montecito Vista** – Five (5) tenant files and unit inspection/ reviews were conducted and four units passed the HQS inspection. Tenant files were reviewed for income eligibility and no discrepancies were found. One unit failed the HQS inspection, the water heater, the P&T relief valve was not connected; this is a potential safety violation/hazard condition. A monitoring results letter was issued to correct the water heater repair. The unit was re-inspected within a week and passed.

**Walnut Village** - Three (3) tenant files and unit inspection/ reviews were conducted and all three (3) units failed the HQS inspection. Three tenant files were reviewed for income eligibility and no discrepancies were found. Deficiencies were addressed in a monitoring results letter with a 30 day

repair notice.

**Provide an assessment of the jurisdiction's affirmative marketing actions for HOME units.**

**92.351(b)**

As discussed in the 2015-19 ConPlan, obstacles to meeting the under-served needs of households within the low and moderate-income levels are generally based on available financial resources, construction costs, and citizen support of the concept of affordable housing. The County has taken affirmative measures to improve on the availability and use of resources by allocating funds to a variety of activities and organizations.

Another component of the Department's marketing strategy is the function of its Community Development Section. One of their responsibilities is to focus on community relations and to utilize the long-term relationships this department has established within the unincorporated project areas to introduce and implement federal regulations and guidelines associated with our funding programs, including the preparation of the mandated Citizen Participation Plan.

The County continues to inform the public at-large of the Program's many opportunities through its policy of marketing and advertising through the use of County Notices and Public Notices published in local newspapers, including Spanish and Vietnamese publications.

**Enhancing Coordination** - The County continues to expand its relationships with a variety of groups and agencies in order to better meet the needs of the community. Beyond maintaining its current role in funding and coordinating with local cities, non-profits, developers, lenders, and property owners, the County has taken the initiative to develop more opportunities for these entities to collaborate to discuss issues and work in partnership on possible actions and/or solutions.

HCD/HP updated their list of affordable rental housing available throughout the County. The list is available on the County's web site and in a format available for everyone's use.

In addition, the County notified leaders in the development community and attended round table conferences to discuss pending regulations or changes. The result of those meetings allowed the County to comment, thus attempting to inform and recommend changes based on the needs of the County's low-income families; in particular to the development affordable housing.

**Refer to IDIS reports to describe the amount and use of program income for projects, including the number of projects and owner and tenant characteristics**

No program income was expended on HOME projects in FY 2015-16.

**Describe other actions taken to foster and maintain affordable housing. 91.220(k) (STATES ONLY: Including the coordination of LIHTC with the development of affordable housing). 91.320(j)**

The County opened the 2016 Permanent Supportive Housing Notice of Funding Availability (NOFA) with up to \$8 million in Orange County Housing Successor Agency funds and HOME funds and 100 Housing Choice Project Based Vouchers to promote the acquisition, new construction, and acquisition/rehabilitation of Permanent Supportive Housing, affordable for Orange County's extremely low-income households who are homeless.

The County administers Mental Health Services Act funds which provides operating subsidies and funding for the development of permanent supportive housing to serve persons with serious mental illness who are homeless, at risk of homelessness, and who otherwise meet the MHSA Housing Program target population description.

# CR-60 - ESG 91.520(g) (ESG Recipients only)

## ESG Supplement to the CAPER in *e-snaps*

### For Paperwork Reduction Act

#### 1. Recipient Information—All Recipients Complete

##### Basic Grant Information

Recipient Name	ORANGE COUNTY
Organizational DUNS Number	009657602
EIN/TIN Number	956000928
Identify the Field Office	LOS ANGELES
Identify CoC(s) in which the recipient or subrecipient(s) will provide ESG assistance	Santa Ana/Anaheim/Orange County CoC

##### ESG Contact Name

Prefix	Ms
First Name	Julia
Middle Name	0
Last Name	Bidwell
Suffix	0
Title	Interim Director, Housing & Community Development/Housing Prevention

##### ESG Contact Address

Street Address 1	1300 S. Grand, Bldg. B
Street Address 2	0
City	Santa Ana
State	CA
ZIP Code	-
Phone Number	7144802991
Extension	0
Fax Number	0
Email Address	julia.bidwell@occr.ocgov.com

##### ESG Secondary Contact

Prefix	Mr
First Name	John
Last Name	Viafora
Suffix	0
Title	Manager - Housing & Community Development/Homeless Prevention
Phone Number	7144802820

**Extension** 0  
**Email Address** john.viafora@occr.ocgov.com

**2. Reporting Period—All Recipients Complete**

**Program Year Start Date** 07/01/2015  
**Program Year End Date** 06/30/2016

**3a. Subrecipient Form – Complete one form for each subrecipient**

**Subrecipient or Contractor Name**  
**City**  
**State**  
**Zip Code**  
**DUNS Number**  
**Is subrecipient a victim services provider**  
**Subrecipient Organization Type**  
**ESG Subgrant or Contract Award Amount**

## CR-65 - Persons Assisted (This section is reported through eCart)

### 4. Persons Served

#### 4a. Complete for Homelessness Prevention Activities

Number of Persons in Households	Total
Adults	
Children	
Don't Know/Refused/Other	
Missing Information	
<b>Total</b>	

Table 14 – Household Information for Homeless Prevention Activities

#### 4b. Complete for Rapid Re-Housing Activities

Number of Persons in Households	Total
Adults	
Children	
Don't Know/Refused/Other	
Missing Information	
<b>Total</b>	

Table 15 – Household Information for Rapid Re-Housing Activities

#### 4c. Complete for Shelter

Number of Persons in Households	Total
Adults	
Children	
Don't Know/Refused/Other	
Missing Information	
<b>Total</b>	

Table 16 – Shelter Information

**4d. Street Outreach**

<b>Number of Persons in Households</b>	<b>Total</b>
Adults	
Children	
Don't Know/Refused/Other	
Missing Information	
<b>Total</b>	

**Table 17 – Household Information for Street Outreach**

**4e. Totals for all Persons Served with ESG**

<b>Number of Persons in Households</b>	<b>Total</b>
Adults	
Children	
Don't Know/Refused/Other	
Missing Information	
<b>Total</b>	

**Table 18 – Household Information for Persons Served with ESG**

**5. Gender—Complete for All Activities**

	<b>Total</b>
Male	
Female	
Transgender	
Don't Know/Refused/Other	
Missing Information	
<b>Total</b>	

**Table 19 – Gender Information**

**6. Age—Complete for All Activities**

	<b>Total</b>
Under 18	
18-24	
25 and over	
Don't Know/Refused/Other	
Missing Information	
<b>Total</b>	

**Table 20 – Age Information**

**7. Special Populations Served—Complete for All Activities**

**Number of Persons in Households**

<b>Subpopulation</b>	<b>Total</b>	<b>Total Persons Served – Prevention</b>	<b>Total Persons Served – RRH</b>	<b>Total Persons Served in Emergency Shelters</b>
Veterans				
Victims of Domestic Violence				
Elderly				
HIV/AIDS				
Chronically Homeless				
<b>Persons with Disabilities:</b>				
Severely Mentally Ill				
Chronic Substance Abuse				
Other Disability				
Total (unduplicated if possible)				

**Table 21 – Special Population Served**



## CR-70 – ESG 91.520(g) - Assistance Provided and Outcomes

### 10. Shelter Utilization

Number of New Units - Rehabbed	0
Number of New Units - Conversion	0
Total Number of bed-nights available	55,200
Total Number of bed-nights provided	37,006
Capacity Utilization	67.04%

Table 22 – Shelter Capacity

### 11. Project Outcomes Data measured under the performance standards developed in consultation with the CoC(s)

County staff with all other ESG jurisdictions in the County, meet on a monthly basis to discuss policies and procedures for Homeless Management Information System (HMIS) and best practices to allocate ESG funds for the program year. Additionally, County staff, along with other ESG recipients' jurisdictions, continue to use a set of mutually agreed upon forms: intake forms, client participation agreements, checklists for monitoring and evaluating project and agency performance, and reimbursement forms for purposes of consistency and streamlining the process for all applicable parties. Staff also consult with the CoC and attends their meetings to discuss issues/concerns, development of area-wide intake assessment, written standards and best practices for meeting the needs of the homeless population.

## CR-75 – Expenditures

### 11. Expenditures

#### 11a. ESG Expenditures for Homelessness Prevention

	Dollar Amount of Expenditures in Program Year		
	2013	2014	2015
Expenditures for Rental Assistance	0	0	0
Expenditures for Housing Relocation and Stabilization Services - Financial Assistance	0	0	0
Expenditures for Housing Relocation & Stabilization Services - Services	0	0	0
Expenditures for Homeless Prevention under Emergency Shelter Grants Program	0	0	0
<b>Subtotal Homelessness Prevention</b>	<b>0</b>	<b>0</b>	<b>0</b>

Table 23 – ESG Expenditures for Homelessness Prevention

#### 11b. ESG Expenditures for Rapid Re-Housing

	Dollar Amount of Expenditures in Program Year		
	2013	2014	2015
Expenditures for Rental Assistance	65,478	66,964	82,617
Expenditures for Housing Relocation and Stabilization Services - Financial Assistance	0	0	0
Expenditures for Housing Relocation & Stabilization Services - Services	0	0	0
Expenditures for Homeless Assistance under Emergency Shelter Grants Program	0	0	0
<b>Subtotal Rapid Re-Housing</b>	<b>65,478</b>	<b>66,964</b>	<b>82,617</b>

Table 24 – ESG Expenditures for Rapid Re-Housing

#### 11c. ESG Expenditures for Emergency Shelter

	Dollar Amount of Expenditures in Program Year		
	2013	2014	2015
Essential Services	0	0	0
Operations	121,752	138,398	158,616
Renovation	0	0	0
Major Rehab	0	0	0
Conversion	0	0	0
<b>Subtotal</b>	<b>121,752</b>	<b>138,398</b>	<b>158,616</b>

Table 25 – ESG Expenditures for Emergency Shelter

**11d. Other Grant Expenditures**

	Dollar Amount of Expenditures in Program Year		
	2013	2014	2015
HMIS	14,204	11,533	11,533
Administration	16,453	18,703	20,342
Street Outreach	0	0	0

**Table 26 - Other Grant Expenditures**

**11e. Total ESG Grant Funds**

Total ESG Funds Expended	2013	2014	2015
726,593	217,887	235,598	273,108

**Table 27 - Total ESG Funds Expended**

**11f. Match Source**

	2013	2014	2015
Other Non-ESG HUD Funds	0	0	306,968
Other Federal Funds	964,338	701,968	0
State Government	0	340,000	0
Local Government	197,000	656,837	0
Private Funds	0	0	95,658
Other	0	0	0
Fees	0	0	0
Program Income	0	0	0
<b>Total Match Amount</b>	<b>1,161,338</b>	<b>1,698,805</b>	<b>402,626</b>

**Table 28 - Other Funds Expended on Eligible ESG Activities**

**11g. Total**

Total Amount of Funds Expended on ESG Activities	2013	2014	2015
3,989,362	1,379,225	1,934,403	675,734

**Table 29 - Total Amount of Funds Expended on ESG Activities**

**Q5. HMIS DQ & Participation**

**5a. HMIS or Comparable**

**Database Data Quality** Q5a

<b>Data Element</b>	<b>Client Doesn't Know or Client Refused</b>	<b>Data not collected</b>
First name	0	0
Last name	0	0
SSN	504	21
Date of Birth	0	0
Race	103	75
Ethnicity	2	70
Gender	0	0
Veteran Status	9	6
Disabling condition	10	5
Residence Prior to Entry	13	7
Relationship to Head of Household	0	1
Destination	0	0
Client location for project entry	54	288
Length of Time on Street, in ES or SH	84	132

**Q6. Persons Served**

**6a. Report Validations**

**Table** Q6a

a. Total number of persons served	<b>1844</b>
b. Number of adults (age 18 or over)	<b>1801</b>
c. Number of children (under age 18)	<b>43</b>
d. Number of persons with unknown age	<b>0</b>
e. Total number of leavers	<b>1</b>
f. Total number of adult leavers	<b>1</b>
g. Total number of stayers	<b>1843</b>
h. Total number of adult stayers	<b>1800</b>
i. Number of veterans	<b>162</b>
j. Number of chronically homeless persons	<b>764</b>
k. Number of adult heads of household	<b>1749</b>
l. Number of child heads of household	<b>1</b>
m. Number of unaccompanied youth under age 25	<b>125</b>
n. Number of parenting youth under age 25 with children	<b>0</b>

**6b. Number of Persons Served**

Q6b

	<b>Total</b>	<b>a. Without children</b>	<b>b. With children and adults</b>	<b>c. With only children</b>	<b>d. Unknown household type</b>
a. Adults	1801	1767	34	0	0
b. Children	43	0	42	1	0
c. Don't know / refused	0	0	0	0	0
d. Information missing	0	0	0	0	0
<b>e. Total</b>	<b>1844</b>	<b>1767</b>	<b>76</b>	<b>1</b>	<b>0</b>

**Q7a. Households Served**

**7a. Number of Households Served** Q7a

	Total	a. Without children	b. With children and adults	c. With only children	d. Unknown household type
Total Households	1765	1742	22	1	0

**7b. Point-in-Time Count of Households on the Last Wednesday** Q7b

	Total	a. Without children	b. With children and adults	c. With only children	d. Unknown household type
January	323	323	0	0	0
April	0	0	0	0	0
July	0	0	0	0	0
October	0	0	0	0	0

**Q9. Contacts and Engagements**

**9a. Number of Persons Contacted** Q9a

	Total	a. First contact was at a place not meant for human habitation	b. First contact was at a non-residential service setting	c. First contact was at a residential service setting	d. First contact place was missing
a1. Contacted once?	0	0	0	0	0
a2. Contacted 2-5 times?	0	0	0	0	0
a3. Contacted 6-9 times?	0	0	0	0	0
a4. Contacted 10 or more times?	0	0	0	0	0
<b>az. Total persons contacted</b>	0	0	0	0	0

**9b. Number of Persons**

**Engaged**

Q9b

	Total	a. First contact was at a place not meant for human habitation	b. First contact was at a non-residential service setting	c. First contact was at a residential service setting	d. First contact place was missing
b1. Engaged after 1 contact?	0	0	0	0	0
b2. Engaged after 2-5 contacts?	0	0	0	0	0
b3. Engaged after 6-9 contacts?	0	0	0	0	0
b4. Engaged after 10 or more contacts?	0	0	0	0	0
<b>bz. Total persons engaged</b>	0	0	0	0	0
<b>c. Rate of engagement (%)</b>	N/A	N/A	N/A	N/A	N/A

**Q10. Gender**

**10a. Gender of Adults**

Q10a

	Total	a. Without children	b. With children and adults	c. Unknown household type
a. Male	1278	1266	12	0
b. Female	521	499	22	0
c. Transgender male to female	2	2	0	0
d. Transgender female to male	0	0	0	0
e. Other	0	0	0	0
f. Don't know / refused	0	0	0	0
g. Information missing	0	0	0	0
<b>h. Subtotal</b>	1801	1767	34	0

**10b. Gender of Children** Q10b

	Total	a. With children and adults	b. With only children	c. Unknown household type
a. Male	23	23	0	0
b. Female	19	19	0	0
c. Transgender male to female	0	0	0	0
d. Transgender female to male	1	0	1	0
e. Other	0	0	0	0
f. Don't know / refused	0	0	0	0
g. Information missing	0	0	0	0
<b>h. Subtotal</b>	<b>43</b>	<b>42</b>	<b>1</b>	<b>0</b>

**10c. Gender of Persons**  
**Missing Age Information** Q10c

	Total	a. Without children	b. With children and adults	c. With only children	d. Unknown household type
a. Male	0	0	0	0	0
b. Female	0	0	0	0	0
c. Transgender male to female	0	0	0	0	0
d. Transgender female to male	0	0	0	0	0
e. Other	0	0	0	0	0
f. Don't know / refused	0	0	0	0	0
g. Information missing	0	0	0	0	0
<b>h. Subtotal</b>	<b>0</b>	<b>0</b>	<b>0</b>	<b>0</b>	<b>0</b>



10d. Gender by Age

Ranges Q10d

	Total	a. Under age 18	b. Age 18-24	c. Age 25-61	d. Age 62 and over	e. Client Doesn't Know/Client Refused	f. Data not collected
a. Male	1301	23	96	1051	131	0	0
b. Female	540	19	40	419	62	0	0
c. Transgender male to female	2	0	0	2	0	0	0
d. Transgender female to male	1	1	0	0	0	0	0
e. Other	0	0	0	0	0	0	0
f. Don't know / refused	0	0	0	0	0	0	0
g. Information missing	0	0	0	0	0	0	0
<b>h. Total</b>	<b>1844</b>	<b>43</b>	<b>136</b>	<b>1472</b>	<b>193</b>	<b>0</b>	<b>0</b>

Q11. Age

Q11

	Total	a. Without children	b. With children and adults	c. With only children	d. Unknown household type
a. Under 5	12	0	12	0	0
b. 5 - 12	25	0	25	0	0
c. 13 - 17	6	0	5	1	0
d. 18 - 24	136	131	5	0	0
e. 25 - 34	336	325	11	0	0
f. 35 - 44	334	320	14	0	0
g. 45 - 54	494	490	4	0	0
h. 55 - 61	308	308	0	0	0
i. 62+	193	193	0	0	0
j. Don't know / refused	0	0	0	0	0
k. Information missing	0	0	0	0	0
<b>l. Total</b>	<b>1844</b>	<b>1767</b>	<b>76</b>	<b>1</b>	<b>0</b>

**Q12. Race & Ethnicity**

**12a. Race**

Q12a

	Total	a. Without children	b. With children and adults	c. With only children	d. Unknown household type
a. White	1015	995	20	0	0
b. Black or African-American	247	229	18	0	0
c. Asian	49	49	0	0	0
d. American Indian or Alaska Native	236	208	28	0	0
e. Native Hawaiian or Other Pacific Islander	41	40	0	1	0
f. Multiple races	78	71	7	0	0
g. Don't know / refused	103	101	2	0	0
h. Information missing	75	74	1	0	0
<b>i. Total</b>	<b>1844</b>	<b>1767</b>	<b>76</b>	<b>1</b>	<b>0</b>

**12b. Ethnicity**

Q12b

	Total	a. Without children	b. With children and adults	c. With only children	d. Unknown household type
a. Non-Hispanic/non-Latino	1107	1070	36	1	0
b. Hispanic/Latino	566	529	37	0	0
c. Don't know / refused	101	100	1	0	0
d. Information missing	70	68	2	0	0
<b>e. Total</b>	<b>1844</b>	<b>1767</b>	<b>76</b>	<b>1</b>	<b>0</b>

**Q13. Physical and Mental Health Conditions**

**13a1. Physical and Mental Health Conditions at Entry**

Q13a1

	Total persons	a. Without children	b. With children and adults	c. With only children	d. Unknown household type
a. Mental illness	552	541	10	1	0
b. Alcohol abuse	111	109	2	0	0
c. Drug abuse	95	95	0	0	0
d. Both alcohol and drug abuse	67	67	0	0	0
e. Chronic health condition	520	510	10	0	0
f. HIV/AIDS and related diseases	20	20	0	0	0
g. Developmental disability	302	291	11	0	0
h. Physical disability	502	499	3	0	0

**13b1. Physical and Mental Health Conditions of Leavers**

Q13b1

	Total persons	a. Without children	b. With children and adults	c. With only children	d. Unknown household type
a. Mental illness	0	0	0	0	0
b. Alcohol abuse	0	0	0	0	0
c. Drug abuse	0	0	0	0	0
d. Both alcohol and drug abuse	0	0	0	0	0
e. Chronic health condition	0	0	0	0	0
f. HIV/AIDS and related diseases	0	0	0	0	0
g. Developmental disability	0	0	0	0	0
h. Physical disability	0	0	0	0	0

**13c1. Physical and Mental Health Conditions of Stayers** Q13c1

	Total persons	a. Without children	b. With children and adults	c. With only children	d. Unknown household type
a. Mental illness	552	541	10	1	0
b. Alcohol abuse	111	109	2	0	0
c. Drug abuse	95	95	0	0	0
d. Both alcohol and drug abuse	67	67	0	0	0
e. Chronic health condition	520	510	10	0	0
f. HIV/AIDS and related diseases	20	20	0	0	0
g. Developmental disability	302	291	11	0	0
h. Physical disability	502	499	3	0	0

**Q14. Domestic Violence**

**14a. Persons with Domestic Violence History** Q14a

	Total	a. Without children	b. With children and adults	c. With only children	d. Unknown household type
a. Yes	375	367	8	0	0
b. No	1380	1354	25	1	0
c. Don't know / refused	22	22	0	0	0
d. Information missing	25	24	1	0	0
<b>e. Total</b>	<b>1802</b>	<b>1767</b>	<b>34</b>	<b>1</b>	<b>0</b>

**14b. Persons Fleeing Domestic Violence** Q14b

	Total	a. Without children	b. With children and adults	c. With only children	d. Unknown household type
a. Yes	47	46	1	0	0
b. No	166	163	3	0	0
c. Don't know / refused	7	7	0	0	0
d. Information missing	148	145	3	0	0

Combined Report

e. Total	368	361	7	0	0
----------	-----	-----	---	---	---

**Q15. Residence Prior to Project Entry** Q15

	Total	a. Without children	b. With children and adults	c. With only children	d. Unknown household type
<b>a. Homeless situations</b>					
a1. Emergency shelter	83	74	9	0	0
a2. Transitional housing for homeless persons	7	7	0	0	0
a3. Place not meant for human habitation	1114	1109	5	0	0
a4. Safe haven	9	9	0	0	0
az. Total	1213	1199	14	0	0
<b>b. Institutional settings</b>					
b1. Psychiatric facility	35	35	0	0	0
b2. Substance abuse or detox center	11	11	0	0	0
b3. Hospital (non-psychiatric)	76	76	0	0	0
b4. Jail, prison or juvenile detention	26	26	0	0	0
b5. Foster care home or foster care group home	0	0	0	0	0
b6. Long-term care facility or nursing home	0	0	0	0	0
b7. Residential project or halfway house with no homeless criteria	4	4	0	0	0
bz. Total	152	152	0	0	0

Combined Report

<b>c. Other locations</b>					
c01. PH for homeless persons	4	4	0	0	0
c02. Owned by client, no subsidy	1	1	0	0	0
c03. Owned by client, with subsidy	2	0	2	0	0
c04. Rental by client, no subsidy	15	15	0	0	0
c05. Rental by client, with VASH subsidy	0	0	0	0	0
c06. Rental by client, with GPD TIP subsidy	1	1	0	0	0
c07. Rental by client, with other subsidy	2	2	0	0	0
c08. Hotel or motel paid by client	150	139	11	0	0
c09. Staying or living with friend(s)	120	118	2	0	0
c10. Staying or living with family	121	115	5	1	0
c11. Other	1	1	0	0	0
c12. Don't know / refused	0	13	0	0	0
c13. Information missing	7	7	0	0	0
<b>cz. Total</b>	<b>437</b>	<b>416</b>	<b>20</b>	<b>1</b>	<b>0</b>
<b>d. Total</b>	<b>1802</b>	<b>1767</b>	<b>34</b>	<b>1</b>	<b>0</b>

**Q20. Non-Cash Benefits**

**20a. Type of Non-Cash Benefit Sources** Q20a

	<b>At entry</b>	<b>At Latest Annual Assessment for Stayers</b>	<b>At Exit for Leavers</b>
a. Supplemental Nutritional Assistance Program	692	0	1
b. WIC	2	0	0
c. TANF Child Care services	0	0	0
d. TANF transportation services	1	0	0

Combined Report

e. Other TANF-funded services	2	0	0
f. Other source	8	0	0



**Q21. Health Insurance** Q21

	At entry	At Latest Annual Assessment for Stayers	At Exit for Leavers
a. MEDICAID health insurance	1124	0	1
b. MEDICARE health insurance	161	0	0
c. State Children's Health Insurance	0	0	0
d. VA Medical Services	49	0	0
e. Employer-provided health insurance	14	0	0
f. Health insurance through COBRA	0	0	0
g. Private pay health insurance	51	0	0
h. State Health Insurance for Adults	0	0	0
i. No health insurance	625	0	0
j. Client doesn't know/Client refused	27	0	0
k. Data not collected	6	1800	0
l. Number of adult stayers not yet required to have an annual assessment	0	1800	0
m. 1 source of health insurance	1201	0	1
n. More than 1 source of health insurance	98	0	0

**Q22. Length of Participation**

**Q22a2. Length of Participation—ESG projects**

Q22a2

	Total	Leavers	Stayers
a. 0 to 7 days	982	1	981
b. 8 to 14 days	203	0	203
c. 15 to 21 days	112	0	112
d. 22 to 30 days	110	0	110
e. 31 to 60 days	213	0	213
f. 61 to 90 days	129	0	129
g. 91 to 180 days	81	0	81
h. 181 to 365 days	0	0	0
i. 366 to 730 days (1-2 yrs.)	0	0	0
j. 731 to 1095 days (2-3 yrs.)	0	0	0
k. 1096 to 1460 days (3-4 yrs.)	0	0	0
l. 1461 to 1825 days (4-5 yrs.)	0	0	0
m. More than 1825 days (>5 yrs.)	0	0	0
n. Information missing	14	0	14
<b>o. Total</b>	<b>1844</b>	<b>1</b>	<b>1843</b>

**Q22c. RRH Length of Time between Project Entry Date and Residential Move-in Date**

Q22c

	Total	a. Without children	b. With children and adults	c. With only children	d. Unknown household type
a. 0-7 days	0	0	0	0	0
b. 8-14 days	0	0	0	0	0
c. 15-21 days	0	0	0	0	0
d. 22 to 30 days	0	0	0	0	0
e. 31 to 60 days	0	0	0	0	0
f. 61 to 180 days	0	0	0	0	0
g. 181 to 365 days	0	0	0	0	0
h. 366 to 730 days (1-2 yrs.)	0	0	0	0	0
i. Data Not Collected	0	0	0	0	0
<b>j. Total</b>	<b>0</b>	<b>0</b>	<b>0</b>	<b>0</b>	<b>0</b>



**Q22d. Length of Participation by Household type** Q22d

	Total	a. Without children	b. With children and adults	c. With only children	d. Unknown household type
a. 0 to 7 days	982	939	42	1	0
b. 8 to 14 days	203	193	10	0	0
c. 15 to 21 days	112	103	9	0	0
d. 22 to 30 days	110	105	5	0	0
e. 31 to 60 days	213	213	0	0	0
f. 61 to 90 days	0	129	0	0	0
g. 91 to 180 days	0	81	0	0	0
h. 181 to 365 days	0	0	0	0	0
i. 366 to 730 days (1-2 yrs.)	0	0	0	0	0
j. 731 to 1095 days (2-3 yrs.)	0	0	0	0	0
k. 1096 to 1460 days (3-4 yrs.)	0	0	0	0	0
l. 1461 to 1825 days (4-5 yrs.)	0	0	0	0	0
m. More than 1825 days (>5 yrs.)	0	0	0	0	0
n. Information missing	14	4	10	0	0
<b>o. Total</b>	<b>1844</b>	<b>1767</b>	<b>76</b>	<b>1</b>	<b>0</b>

**Q23. Exit Destination –  
More than 90 Days**      Q23

	Total	a. Without children	b. With children and adults	c. With only children	d. Unknown household type
<b>a. Permanent destinations</b>					
a01. Moved from one HOPWA funded project to HOPWA PH	0	0	0	0	0
a02. Owned by client, no ongoing subsidy	0	0	0	0	0
a03. Owned by client, with ongoing subsidy	0	0	0	0	0
a04. Rental by client, no ongoing subsidy	0	0	0	0	0
a05. Rental by client, VASH subsidy	0	0	0	0	0
a06. Rental by client, with GPD TIP housing subsidy	0	0	0	0	0
a07. Rental by client, other ongoing subsidy	0	0	0	0	0
a08. Permanent housing for homeless persons	0	0	0	0	0
a09. Staying or living with family, permanent tenure	0	0	0	0	0
a10. Staying or living with friends, permanent tenure	0	0	0	0	0
az. Total	0	0	0	0	0

Combined Report

<b>b. Temporary destinations</b>					
b1. Emergency shelter	0	0	0	0	0
b2. Moved from one HOPWA funded project to HOPWA TH	0	0	0	0	0
b3. Transitional housing for homeless persons	0	0	0	0	0
b4. Staying with family, temporary tenure	0	0	0	0	0
b5. Staying with friends, temporary tenure	0	0	0	0	0
b6. Place not meant for human habitation	0	0	0	0	0
b7. Safe Haven	0	0	0	0	0
b8. Hotel or motel paid by client	0	0	0	0	0
bz. Total	0	0	0	0	0
<b>c. Institutional settings</b>					
c1. Foster care home or group foster care home	0	0	0	0	0
c2. Psychiatric hospital or other psychiatric facility	0	0	0	0	0
c3. Substance abuse treatment facility or detox center	0	0	0	0	0
c4. Hospital or other residential non-psychiatric medical facility	0	0	0	0	0
c5. Jail, prison or juvenile detention facility	0	0	0	0	0
c6. Long term care facility or nursing home	0	0	0	0	0
cz. Total	0	0	0	0	0

Combined Report

<b>d. Other destinations</b>					
d1. Residential project or halfway house with no homeless criteria	0	0	0	0	0
d2. Deceased	0	0	0	0	0
d3. Other	0	0	0	0	0
d4. Don't know / refused	0	0	0	0	0
d5. Information missing	0	0	0	0	0
dz. Total	0	0	0	0	0
<b>e. Total</b>	<b>0</b>	<b>0</b>	<b>0</b>	<b>0</b>	<b>0</b>

**Q23a. Exit**

**Destination—All persons**

Q23a

	Total	a. Without children	b. With children and adults	c. With only children	d. Unknown household type
<b>a. Permanent destinations</b>					
a01. Moved from one HOPWA funded project to HOPWA PH	0	0	0	0	0
a02. Owned by client, no ongoing subsidy	0	0	0	0	0
a03. Owned by client, with ongoing subsidy	0	0	0	0	0
a04. Rental by client, no ongoing subsidy	0	0	0	0	0
a05. Rental by client, VASH subsidy	0	0	0	0	0
a06. Rental by client, with GPD TIP housing subsidy	0	0	0	0	0
a07. Rental by client, other ongoing subsidy	0	0	0	0	0
a08. Permanent housing for homeless persons	0	0	0	0	0
a09. Staying or living with family, permanent tenure	0	0	0	0	0
a10. Staying or living with friends, permanent tenure	0	0	0	0	0
az. Total	0	0	0	0	0



<b>b. Temporary destinations</b>					
b1. Emergency shelter	0	0	0	0	0
b2. Moved from one HOPWA funded project to HOPWA TH	0	0	0	0	0
b3. Transitional housing for homeless persons	0	0	0	0	0
b4. Staying with family, temporary tenure	0	0	0	0	0
b5. Staying with friends, temporary tenure	0	0	0	0	0
b6. Place not meant for human habitation	0	0	0	0	0
b7. Safe Haven	0	0	0	0	0
b8. Hotel or motel paid by client	0	0	0	0	0
bz. Total	0	0	0	0	0
<b>c. Institutional settings</b>					
c1. Foster care home or group foster care home	0	0	0	0	0
c2. Psychiatric hospital or other psychiatric facility	0	0	0	0	0
c3. Substance abuse treatment facility or detox center	0	0	0	0	0
c4. Hospital or other residential non-psychiatric medical facility	0	0	0	0	0
c5. Jail, prison or juvenile detention facility	0	0	0	0	0
c6. Long term care facility or nursing home	0	0	0	0	0
cz. Total	0	0	0	0	0

Combined Report

<b>d. Other destinations</b>					
d1. Residential project or halfway house with no homeless criteria	0	0	0	0	0
d2. Deceased	0	0	0	0	0
d3. Other	1	1	0	0	0
d4. Don't know / refused	0	0	0	0	0
d5. Information missing	0	0	0	0	0
dz. Total	1	1	0	0	0
<b>e. Total</b>	1	1	0	0	0

**Q23b. Homeless  
Prevention Housing  
Assessment at Exit** Q23b

	Total	a. Without children	b. With children and adults	c. With only children	d. Unknown household type
a. Able to maintain the housing they had at project entry--Without a subsidy	0	0	0	0	0
b. Able to maintain the housing they had at project entry--With the subsidy they had at project entry	0	0	0	0	0
c. Able to maintain the housing they had at project entry--With an on-going subsidy acquired since project entry	0	0	0	0	0
d. Able to maintain the housing they had at project entry--Only with financial assistance other than a subsidy	0	0	0	0	0
e. Moved to new housing unit--With on-going subsidy	0	0	0	0	0
f. Moved to new housing unit--Without an on-going subsidy	0	0	0	0	0
g. Moved in with family/friends on a temporary basis	0	0	0	0	0
h. Moved in with family/friends on a permanent basis	0	0	0	0	0
i. Moved to a transitional or temporary housing facility or program	0	0	0	0	0

Combined Report

j. Client became homeless-moving to a shelter or other place unfit for human habitation	0	0	0	0	0
k. Client went to jail/prison	0	0	0	0	0

Combined Report

l. Client died	0	0	0	0	0
m. Client doesn't know/Client refused	0	0	0	0	0
n. Data not collected (no exit interview completed)	0	0	0	0	0
<b>o. Total</b>	0	0	0	0	0

**Q24. Exit Destination –**  
**90 Days or Less**      Q24

	Total	a. Without children	b. With children and adults	c. With only children	d. Unknown household type
<b>a. Permanent destinations</b>					
a01. Moved from one HOPWA funded project to HOPWA PH	0	0	0	0	0
a02. Owned by client, no ongoing subsidy	0	0	0	0	0
a03. Owned by client, with ongoing subsidy	0	0	0	0	0
a04. Rental by client, no ongoing subsidy	0	0	0	0	0
a05. Rental by client, VASH subsidy	0	0	0	0	0
a06. Rental by client, with GPD TIP housing subsidy	0	0	0	0	0
a07. Rental by client, other ongoing subsidy	0	0	0	0	0
a08. Permanent housing for homeless persons	0	0	0	0	0
a09. Staying or living with family, permanent tenure	0	0	0	0	0
a10. Staying or living with friends, permanent tenure	0	0	0	0	0
az. Total	0	0	0	0	0

<b>b. Temporary destinations</b>					
b1. Emergency shelter	0	0	0	0	0
b2. Moved from one HOPWA funded project to HOPWA TH	0	0	0	0	0
b3. Transitional housing for homeless persons	0	0	0	0	0
b4. Staying with family, temporary tenure	0	0	0	0	0
b5. Staying with friends, temporary tenure	0	0	0	0	0
b6. Place not meant for human habitation	0	0	0	0	0
b7. Safe Haven	0	0	0	0	0
b8. Hotel or motel paid by client	0	0	0	0	0
bz. Total	0	0	0	0	0
<b>c. Institutional settings</b>					
c1. Foster care home or group foster care home	0	0	0	0	0
c2. Psychiatric hospital or other psychiatric facility	0	0	0	0	0
c3. Substance abuse treatment facility or detox center	0	0	0	0	0
c4. Hospital or other residential non-psychiatric medical facility	0	0	0	0	0
c5. Jail, prison or juvenile detention facility	0	0	0	0	0
c6. Long term care facility or nursing home	0	0	0	0	0
cz. Total	0	0	0	0	0

Combined Report

<b>d. Other destinations</b>					
d1. Residential project or halfway house with no homeless criteria	0	0	0	0	0
d2. Deceased	0	0	0	0	0
d3. Other	1	1	0	0	0
d4. Don't know / refused	0	0	0	0	0
d5. Information missing	0	0	0	0	0
dz. Total	1	1	0	0	0
<b>e. Total</b>	<b>1</b>	<b>1</b>	<b>0</b>	<b>0</b>	<b>0</b>

**25a. Number of Veterans** Q25a

	Total	a. Without children	b. With children and adults	c. Unknown household type
a. Chronically homeless veteran	81	80	1	0
b. Non-chronically homeless veteran	81	81	0	0
c. Not a veteran	1624	1591	33	0
d. Client Doesn't Know/Client Refused	9	9	0	0
e. Data Not Collected	6	6	0	0
<b>f. Total</b>	<b>1801</b>	<b>1767</b>	<b>34</b>	<b>0</b>

**Q26b. Number of Chronically Homeless Persons by Household** Q26b

	Total	a. Without children	b. With children and adults	c. With only children	d. Unknown household type
a. Chronically homeless	764	740	23	1	0
b. Not chronically homeless	963	913	50	0	0
c. Client Doesn't Know/Client Refused	53	50	3	0	0
d. Data Not Collected	64	64	0	0	0
<b>e. Total</b>	<b>1844</b>	<b>1767</b>	<b>76</b>	<b>1</b>	<b>0</b>



**APPENDIX B**

**PR 26 – CDBG Financial  
Summary Report**



Office of Community Planning and Development  
 U.S. Department of Housing and Urban Development  
 Integrated Disbursement and Information System  
 PR26 - CDBG Financial Summary Report  
 Program Year 2015  
 ORANGE COUNTY , CA

DATE: 09-28-16  
 TIME: 17:30  
 PAGE: 1

PART I: SUMMARY OF CDBG RESOURCES

01 UNEXPENDED CDBG FUNDS AT END OF PREVIOUS PROGRAM YEAR	2,020,712.03
02 ENTITLEMENT GRANT	3,219,617.00
03 SURPLUS URBAN RENEWAL	0.00
04 SECTION 108 GUARANTEED LOAN FUNDS	0.00
05 CURRENT YEAR PROGRAM INCOME	408,905.05
05a CURRENT YEAR SECTION 108 PROGRAM INCOME (FOR SI TYPE)	0.00
06 FUNDS RETURNED TO THE LINE-OF-CREDIT	0.00
06a FUNDS RETURNED TO THE LOCAL CDBG ACCOUNT	0.00
07 ADJUSTMENT TO COMPUTE TOTAL AVAILABLE	(3,905.35)
08 TOTAL AVAILABLE (SUM, LINES 01-07)	5,645,328.73

PART II: SUMMARY OF CDBG EXPENDITURES

09 DISBURSEMENTS OTHER THAN SECTION 108 REPAYMENTS AND PLANNING/ADMINISTRATION	1,566,737.15
10 ADJUSTMENT TO COMPUTE TOTAL AMOUNT SUBJECT TO LOW/MOD BENEFIT	0.00
11 AMOUNT SUBJECT TO LOW/MOD BENEFIT (LINE 09 + LINE 10)	1,566,737.15
12 DISBURSED IN IDIS FOR PLANNING/ADMINISTRATION	724,923.34
13 DISBURSED IN IDIS FOR SECTION 108 REPAYMENTS	0.00
14 ADJUSTMENT TO COMPUTE TOTAL EXPENDITURES	0.00
15 TOTAL EXPENDITURES (SUM, LINES 11-14)	2,291,660.49
16 UNEXPENDED BALANCE (LINE 08 - LINE 15)	3,353,668.24

PART III: LOWMOD BENEFIT THIS REPORTING PERIOD

17 EXPENDED FOR LOW/MOD HOUSING IN SPECIAL AREAS	0.00
18 EXPENDED FOR LOW/MOD MULTI-UNIT HOUSING	113,311.57
19 DISBURSED FOR OTHER LOW/MOD ACTIVITIES	1,453,425.58
20 ADJUSTMENT TO COMPUTE TOTAL LOW/MOD CREDIT	0.00
21 TOTAL LOW/MOD CREDIT (SUM, LINES 17-20)	1,566,737.15
22 PERCENT LOW/MOD CREDIT (LINE 21/LINE 11)	100.00%

LOW/MOD BENEFIT FOR MULTI-YEAR CERTIFICATIONS

23 PROGRAM YEARS(PY) COVERED IN CERTIFICATION	PY: 2013 PY: 2014 PY: 2015
24 CUMULATIVE NET EXPENDITURES SUBJECT TO LOW/MOD BENEFIT CALCULATION	6,525,382.49
25 CUMULATIVE EXPENDITURES BENEFITING LOW/MOD PERSONS	6,525,382.49
26 PERCENT BENEFIT TO LOW/MOD PERSONS (LINE 25/LINE 24)	100.00%

PART IV: PUBLIC SERVICE (PS) CAP CALCULATIONS

27 DISBURSED IN IDIS FOR PUBLIC SERVICES	510,469.96
28 PS UNLIQUIDATED OBLIGATIONS AT END OF CURRENT PROGRAM YEAR	0.00
29 PS UNLIQUIDATED OBLIGATIONS AT END OF PREVIOUS PROGRAM YEAR	0.00
30 ADJUSTMENT TO COMPUTE TOTAL PS OBLIGATIONS	0.00
31 TOTAL PS OBLIGATIONS (LINE 27 + LINE 28 - LINE 29 + LINE 30)	510,469.96
32 ENTITLEMENT GRANT	3,219,617.00
33 PRIOR YEAR PROGRAM INCOME	201,321.37
34 ADJUSTMENT TO COMPUTE TOTAL SUBJECT TO PS CAP	3,905.35
35 TOTAL SUBJECT TO PS CAP (SUM, LINES 32-34)	3,424,843.72
36 PERCENT FUNDS OBLIGATED FOR PS ACTIVITIES (LINE 31/LINE 35)	14.90%

PART V: PLANNING AND ADMINISTRATION (PA) CAP

37 DISBURSED IN IDIS FOR PLANNING/ADMINISTRATION	724,923.34
38 PA UNLIQUIDATED OBLIGATIONS AT END OF CURRENT PROGRAM YEAR	0.00
39 PA UNLIQUIDATED OBLIGATIONS AT END OF PREVIOUS PROGRAM YEAR	0.00
40 ADJUSTMENT TO COMPUTE TOTAL PA OBLIGATIONS	0.00
41 TOTAL PA OBLIGATIONS (LINE 37 + LINE 38 - LINE 39 +LINE 40)	724,923.34
42 ENTITLEMENT GRANT	3,219,617.00
43 CURRENT YEAR PROGRAM INCOME	408,905.05
44 ADJUSTMENT TO COMPUTE TOTAL SUBJECT TO PA CAP	(3,905.35)
45 TOTAL SUBJECT TO PA CAP (SUM, LINES 42-44)	3,624,616.70
46 PERCENT FUNDS OBLIGATED FOR PA ACTIVITIES (LINE 41/LINE 45)	20.00%



Office of Community Planning and Development  
 U.S. Department of Housing and Urban Development  
 Integrated Disbursement and Information System  
 PR26 - CDBG Financial Summary Report  
 Program Year 2015  
 ORANGE COUNTY , CA

DATE: 09-28-16  
 TIME: 17:30  
 PAGE: 2

LINE 17 DETAIL: ACTIVITIES TO CONSIDER IN DETERMINING THE AMOUNT TO ENTER ON LINE 17

Report returned no data.

LINE 18 DETAIL: ACTIVITIES TO CONSIDER IN DETERMINING THE AMOUNT TO ENTER ON LINE 18

Plan Year	IDIS Project	IDIS Activity	Activity Name	Matrix Code	National Objective	Drawn Amount
2015	10	2098	City of Laguna Woods - Phase X Energy Efficiency Improvement Project	14B	LMH	\$113,311.57
				14B	Matrix Code	\$113,311.57
Total						\$113,311.57

LINE 19 DETAIL: ACTIVITIES INCLUDED IN THE COMPUTATION OF LINE 19

Plan Year	IDIS Project	IDIS Activity	Voucher Number	Activity Name	Matrix Code	National Objective	Drawn Amount
2014	18	2079	5854813	Brea Senior Center Accessibility Phase II - City of Brea	03A	LMC	\$268.73
2014	18	2079	5902289	Brea Senior Center Accessibility Phase II - City of Brea	03A	LMC	\$76,053.14
2015	14	2092	5878475	City of Brea - Brea Senior Center	03A	LMC	\$745.64
2015	14	2092	5882928	City of Brea - Brea Senior Center	03A	LMC	\$2,075.62
2015	14	2092	5895362	City of Brea - Brea Senior Center	03A	LMC	\$469.32
2015	14	2092	5902711	City of Brea - Brea Senior Center	03A	LMC	\$787.87
2015	14	2092	5912433	City of Brea - Brea Senior Center	03A	LMC	\$1,454.67
2015	14	2092	5922753	City of Brea - Brea Senior Center	03A	LMC	\$492.88
2015	14	2092	5933436	City of Brea - Brea Senior Center	03A	LMC	\$24,530.68
2015	14	2092	5961882	City of Brea - Brea Senior Center	03A	LMC	\$30,793.26
2015	16	2097	5878475	City of Laguna Hills - Florence Sylvester Senior Center	03A	LMC	\$541.21
2015	16	2097	5882928	City of Laguna Hills - Florence Sylvester Senior Center	03A	LMC	\$633.38
2015	16	2097	5895362	City of Laguna Hills - Florence Sylvester Senior Center	03A	LMC	\$161.12
2015	16	2097	5902711	City of Laguna Hills - Florence Sylvester Senior Center	03A	LMC	\$453.83
2015	16	2097	5912433	City of Laguna Hills - Florence Sylvester Senior Center	03A	LMC	\$87.25
2015	16	2097	5922753	City of Laguna Hills - Florence Sylvester Senior Center	03A	LMC	\$1,057.80
2015	16	2097	5933436	City of Laguna Hills - Florence Sylvester Senior Center	03A	LMC	\$325.48
2015	16	2097	5942662	City of Laguna Hills - Florence Sylvester Senior Center	03A	LMC	\$406.85
					03A	Matrix Code	\$141,338.73
2015	19	2106	5878475	OC Community Services - Community Center Improvements	03E	LMA	\$824.81
2015	19	2106	5882928	OC Community Services - Community Center Improvements	03E	LMA	\$1,851.62
2015	19	2106	5895362	OC Community Services - Community Center Improvements	03E	LMA	\$887.43
2015	19	2106	5902711	OC Community Services - Community Center Improvements	03E	LMA	\$6,452.40
2015	19	2106	5912433	OC Community Services - Community Center Improvements	03E	LMA	\$2,403.84
2015	19	2106	5922753	OC Community Services - Community Center Improvements	03E	LMA	\$4,566.44
2015	19	2106	5933436	OC Community Services - Community Center Improvements	03E	LMA	\$1,962.91
2015	19	2106	5942662	OC Community Services - Community Center Improvements	03E	LMA	\$4,704.14
					03E	Matrix Code	\$23,653.59
2015	15	2094	5878475	City of Cypress - Sumner Place Sewer Improvements	03J	LMA	\$824.81
2015	15	2094	5882928	City of Cypress - Sumner Place Sewer Improvements	03J	LMA	\$2,098.66
2015	15	2094	5895362	City of Cypress - Sumner Place Sewer Improvements	03J	LMA	\$749.39
2015	15	2094	5902711	City of Cypress - Sumner Place Sewer Improvements	03J	LMA	\$1,700.18
2015	15	2094	5906263	City of Cypress - Sumner Place Sewer Improvements	03J	LMA	\$18,326.40
2015	15	2094	5912433	City of Cypress - Sumner Place Sewer Improvements	03J	LMA	\$1,471.74
2015	15	2094	5922753	City of Cypress - Sumner Place Sewer Improvements	03J	LMA	\$1,595.62
2015	15	2094	5931805	City of Cypress - Sumner Place Sewer Improvements	03J	LMA	\$2,212.50
2015	15	2094	5933436	City of Cypress - Sumner Place Sewer Improvements	03J	LMA	\$4,089.98
2015	15	2094	5942662	City of Cypress - Sumner Place Sewer Improvements	03J	LMA	\$51.62
2015	15	2094	5957489	City of Cypress - Sumner Place Sewer Improvements	03J	LMA	\$46,128.20
					03J	Matrix Code	\$79,249.10
2014	21	2083	5846127	Pedestrian Accessibility Improvements Project Phase III - City of Placentia	03K	LMA	\$11,595.89
2014	22	2084	5846127	Street Reconstruction Project - City of Stanton	03K	LMA	\$2,294.19



Office of Community Planning and Development  
 U.S. Department of Housing and Urban Development  
 Integrated Disbursement and Information System  
 PR26 - CDBG Financial Summary Report  
 Program Year 2015  
 ORANGE COUNTY , CA

DATE: 09-28-16  
 TIME: 17:30  
 PAGE: 3

Plan Year	IDIS Project	IDIS Activity	Voucher Number	Activity Name	Matrix Code	National Objective	Drawn Amount
2015	18	2099	5878475	City of Los Alamitos - Apartment Row Alley Improvements Project	03K	LMA	\$824.81
2015	18	2099	5882928	City of Los Alamitos - Apartment Row Alley Improvements Project	03K	LMA	\$1,593.49
2015	18	2099	5902711	City of Los Alamitos - Apartment Row Alley Improvements Project	03K	LMA	\$497.45
2015	18	2099	5912433	City of Los Alamitos - Apartment Row Alley Improvements Project	03K	LMA	\$996.57
2015	18	2099	5922753	City of Los Alamitos - Apartment Row Alley Improvements Project	03K	LMA	\$732.32
2015	21	2115	5922904	City of Aliso Viejo - 2015 CDBG Curb Ramps Program	03K	LMC	\$171,852.00
					03K	Matrix Code	\$190,386.72
2015	17	2095	5878475	City of La Palma - ADA Accessible Curb Ramps	03L	LMC	\$112.26
2015	17	2095	5882928	City of La Palma - ADA Accessible Curb Ramps	03L	LMC	\$1,447.33
2015	17	2095	5902711	City of La Palma - ADA Accessible Curb Ramps	03L	LMC	\$792.72
2015	17	2095	5912433	City of La Palma - ADA Accessible Curb Ramps	03L	LMC	\$1,301.91
2015	17	2095	5922753	City of La Palma - ADA Accessible Curb Ramps	03L	LMC	\$406.85
					03L	Matrix Code	\$4,061.07
2015	1	2107	5874887	Mercy House - Armory Emergency Shelter Program	03T	LMC	\$4,086.32
2015	1	2107	5874891	Mercy House - Armory Emergency Shelter Program	03T	LMC	\$9,974.27
2015	1	2107	5883120	Mercy House - Armory Emergency Shelter Program	03T	LMC	\$13,752.85
2015	1	2107	5883123	Mercy House - Armory Emergency Shelter Program	03T	LMC	\$13,678.54
2015	1	2107	5889158	Mercy House - Armory Emergency Shelter Program	03T	LMC	\$35,755.47
2015	1	2107	5899530	Mercy House - Armory Emergency Shelter Program	03T	LMC	\$33,595.74
2015	1	2107	5912143	Mercy House - Armory Emergency Shelter Program	03T	LMC	\$59,249.60
2015	1	2107	5914954	Mercy House - Armory Emergency Shelter Program	03T	LMC	\$39,849.20
					03T	Matrix Code	\$209,941.99
2015	2	2096	5949197	City of Laguna Beach Emergency Weather Shelter	05	LMC	\$118,150.00
2015	3	2101	5868860	Abrazar, Inc - Midway City Community Services & Education Center	05	LMA	\$5,870.82
2015	3	2101	5868863	Abrazar, Inc - Midway City Community Services & Education Center	05	LMA	\$6,425.80
2015	3	2101	5881458	Abrazar, Inc - Midway City Community Services & Education Center	05	LMA	\$5,442.07
2015	3	2101	5881460	Abrazar, Inc - Midway City Community Services & Education Center	05	LMA	\$5,332.10
2015	3	2101	5881461	Abrazar, Inc - Midway City Community Services & Education Center	05	LMA	\$3,499.59
2015	3	2101	5894746	Abrazar, Inc - Midway City Community Services & Education Center	05	LMA	\$5,499.80
2015	3	2101	5902877	Abrazar, Inc - Midway City Community Services & Education Center	05	LMA	\$4,644.32
2015	3	2101	5907229	Abrazar, Inc - Midway City Community Services & Education Center	05	LMA	\$4,769.79
2015	3	2101	5920477	Abrazar, Inc - Midway City Community Services & Education Center	05	LMA	\$2,165.68
2015	7	2102	5868867	CAPOC - El Modena Community Family Resource Center	05	LMA	\$4,982.41
2015	7	2102	5868869	CAPOC - El Modena Community Family Resource Center	05	LMA	\$5,805.75
2015	7	2102	5868870	CAPOC - El Modena Community Family Resource Center	05	LMA	\$5,714.51
2015	7	2102	5872818	CAPOC - El Modena Community Family Resource Center	05	LMA	\$6,016.76
2015	7	2102	5884144	CAPOC - El Modena Community Family Resource Center	05	LMA	\$6,027.35
2015	7	2102	5896560	CAPOC - El Modena Community Family Resource Center	05	LMA	\$6,016.52
2015	7	2102	5901907	CAPOC - El Modena Community Family Resource Center	05	LMA	\$5,927.68
2015	7	2102	5913056	CAPOC - El Modena Community Family Resource Center	05	LMA	\$2,752.56
2015	7	2102	5920474	CAPOC - El Modena Community Family Resource Center	05	LMA	\$406.46
2015	22	2116	5951790	City of Placentia - Public Services Neighborhood Services	05	LMC	\$26,842.00
2015	23	2117	5951786	City of Placentia - Public Services-Senior Services	05	LMC	\$40,000.00
					05	Matrix Code	\$272,291.97
2015	30	2130	5921272	City of Yorba Linda - Senior Nutrition Program	05A	LMC	\$20,521.90



Office of Community Planning and Development  
 U.S. Department of Housing and Urban Development  
 Integrated Disbursement and Information System  
 PR26 - CDBG Financial Summary Report  
 Program Year 2015  
 ORANGE COUNTY , CA

DATE: 09-28-16  
 TIME: 17:30  
 PAGE: 4

Plan Year	IDIS Project	IDIS Activity	Voucher Number	Activity Name	Matrix Code	National Objective	Drawn Amount
2015	30	2130	5951783	City of Yorba Linda - Senior Nutrition Program	05A	LMC	\$7,714.10
					05A	Matrix Code	\$28,236.00
2014	4	2060	5848302	Single-Family Rehabilitation Program - City of Cypress	14A	LMH	\$11,745.00
2014	4	2060	5854813	Single-Family Rehabilitation Program - City of Cypress	14A	LMH	\$2,080.12
2014	4	2060	5859622	Single-Family Rehabilitation Program - City of Cypress	14A	LMH	\$71,650.00
2014	4	2060	5876426	Single-Family Rehabilitation Program - City of Cypress	14A	LMH	\$3,811.50
2014	4	2060	5878475	Single-Family Rehabilitation Program - City of Cypress	14A	LMH	\$2,582.01
2014	4	2060	5882928	Single-Family Rehabilitation Program - City of Cypress	14A	LMH	\$841.96
2014	4	2060	5899448	Single-Family Rehabilitation Program - City of Cypress	14A	LMH	\$1,189.32
2014	4	2060	5901344	Single-Family Rehabilitation Program - City of Cypress	14A	LMH	\$44,141.00
2014	5	2059	5854813	Single-Family Rehabilitation - City of Brea	14A	LMH	\$2,321.97
2014	5	2059	5864615	Single-Family Rehabilitation - City of Brea	14A	LMH	\$36,603.00
2014	5	2059	5878475	Single-Family Rehabilitation - City of Brea	14A	LMH	\$1,828.18
2014	5	2059	5887699	Single-Family Rehabilitation - City of Brea	14A	LMH	\$36,696.00
2014	5	2059	5899448	Single-Family Rehabilitation - City of Brea	14A	LMH	\$1,440.45
2015	8	2091	5878475	City of Brea - Single Family Rehabilitation	14A	LMH	\$425.87
2015	8	2091	5882928	City of Brea - Single Family Rehabilitation	14A	LMH	\$943.91
2015	8	2091	5895362	City of Brea - Single Family Rehabilitation	14A	LMH	\$797.86
2015	8	2091	5919300	City of Brea - Single Family Rehabilitation	14A	LMH	\$6,455.00
2015	8	2091	5942662	City of Brea - Single Family Rehabilitation	14A	LMH	\$288.52
2015	8	2091	5943956	City of Brea - Single Family Rehabilitation	14A	LMH	\$14,400.00
2015	9	2093	5878475	City of Cypress - Housing Rehabilitation	14A	LMH	\$425.87
2015	9	2093	5882928	City of Cypress - Housing Rehabilitation	14A	LMH	\$2,013.33
2015	9	2093	5895362	City of Cypress - Housing Rehabilitation	14A	LMH	\$586.65
2015	9	2093	5902711	City of Cypress - Housing Rehabilitation	14A	LMH	\$277.18
2015	9	2093	5912433	City of Cypress - Housing Rehabilitation	14A	LMH	\$1,357.20
2015	9	2093	5922753	City of Cypress - Housing Rehabilitation	14A	LMH	\$965.02
2015	9	2093	5933436	City of Cypress - Housing Rehabilitation	14A	LMH	\$819.78
2015	9	2093	5941564	City of Cypress - Housing Rehabilitation	14A	LMH	\$4,250.50
2015	9	2093	5942662	City of Cypress - Housing Rehabilitation	14A	LMH	\$118.54
2015	11	2100	5868865	City of Seal Beach - Leisure World Bathroom Accessibility Program	14A	LMH	\$5,115.00
2015	11	2100	5868866	City of Seal Beach - Leisure World Bathroom Accessibility Program	14A	LMH	\$12,395.00
2015	11	2100	5870914	City of Seal Beach - Leisure World Bathroom Accessibility Program	14A	LMH	\$21,480.00
2015	11	2100	5878475	City of Seal Beach - Leisure World Bathroom Accessibility Program	14A	LMH	\$1,403.26
2015	11	2100	5878486	City of Seal Beach - Leisure World Bathroom Accessibility Program	14A	LMH	\$10,330.00
2015	11	2100	5882928	City of Seal Beach - Leisure World Bathroom Accessibility Program	14A	LMH	\$890.81
2015	11	2100	5885918	City of Seal Beach - Leisure World Bathroom Accessibility Program	14A	LMH	\$6,400.00
2015	11	2100	5895362	City of Seal Beach - Leisure World Bathroom Accessibility Program	14A	LMH	\$586.65
2015	11	2100	5901348	City of Seal Beach - Leisure World Bathroom Accessibility Program	14A	LMH	\$31,160.00
2015	11	2100	5902711	City of Seal Beach - Leisure World Bathroom Accessibility Program	14A	LMH	\$886.69
2015	11	2100	5904886	City of Seal Beach - Leisure World Bathroom Accessibility Program	14A	LMH	\$28,270.00
2015	11	2100	5912433	City of Seal Beach - Leisure World Bathroom Accessibility Program	14A	LMH	\$1,453.39
2015	11	2100	5913058	City of Seal Beach - Leisure World Bathroom Accessibility Program	14A	LMH	\$28,070.00
2015	11	2100	5922753	City of Seal Beach - Leisure World Bathroom Accessibility Program	14A	LMH	\$2,286.27



Office of Community Planning and Development  
 U.S. Department of Housing and Urban Development  
 Integrated Disbursement and Information System  
 PR26 - CDBG Financial Summary Report  
 Program Year 2015  
 ORANGE COUNTY , CA

DATE: 09-28-16  
 TIME: 17:30  
 PAGE: 5

Plan Year	IDIS Project	IDIS Activity	Voucher Number	Activity Name	Matrix Code	National Objective	Drawn Amount
2015	11	2100	5927895	City of Seal Beach - Leisure World Bathroom Accessibility Program	14A	LMH	\$13,165.00
2015	11	2100	5933436	City of Seal Beach - Leisure World Bathroom Accessibility Program	14A	LMH	\$3,292.93
2015	11	2100	5934080	City of Seal Beach - Leisure World Bathroom Accessibility Program	14A	LMH	\$13,780.00
2015	11	2100	5943957	City of Seal Beach - Leisure World Bathroom Accessibility Program	14A	LMH	\$9,835.00
2015	12	2105	5912433	OC Community Services - Neighborhood Preservation Program	14A	LMH	\$621.51
2015	12	2105	5914982	OC Community Services - Neighborhood Preservation Program	14A	LMH	\$17,901.00
2015	12	2105	5922522	OC Community Services - Neighborhood Preservation Program	14A	LMH	\$1,989.00
2015	12	2105	5922753	OC Community Services - Neighborhood Preservation Program	14A	LMH	\$983.08
2015	12	2105	5933436	OC Community Services - Neighborhood Preservation Program	14A	LMH	\$131.08
2015	28	2128	5895109	City of Yorba Linda - Neighborhood Improvement Program	14A	LMH	\$24,885.00
2015	28	2128	5949194	City of Yorba Linda - Neighborhood Improvement Program	14A	LMH	\$15,900.00
					14A	Matrix Code	\$504,266.41
<b>Total</b>							<b>\$1,453,425.58</b>

LINE 27 DETAIL: ACTIVITIES INCLUDED IN THE COMPUTATION OF LINE 27

Plan Year	IDIS Project	IDIS Activity	Voucher Number	Activity Name	Matrix Code	National Objective	Drawn Amount
2015	1	2107	5874887	Mercy House - Armory Emergency Shelter Program	03T	LMC	\$4,086.32
2015	1	2107	5874891	Mercy House - Armory Emergency Shelter Program	03T	LMC	\$9,974.27
2015	1	2107	5883120	Mercy House - Armory Emergency Shelter Program	03T	LMC	\$13,752.85
2015	1	2107	5883123	Mercy House - Armory Emergency Shelter Program	03T	LMC	\$13,678.54
2015	1	2107	5889158	Mercy House - Armory Emergency Shelter Program	03T	LMC	\$35,755.47
2015	1	2107	5899530	Mercy House - Armory Emergency Shelter Program	03T	LMC	\$33,595.74
2015	1	2107	5912143	Mercy House - Armory Emergency Shelter Program	03T	LMC	\$59,249.60
2015	1	2107	5914954	Mercy House - Armory Emergency Shelter Program	03T	LMC	\$39,849.20
					03T	Matrix Code	\$209,941.99
2015	2	2096	5949197	City of Laguna Beach Emergency Weather Shelter	05	LMC	\$118,150.00
2015	3	2101	5868860	Abrazar, Inc - Midway City Community Services & Education Center	05	LMA	\$5,870.82
2015	3	2101	5868863	Abrazar, Inc - Midway City Community Services & Education Center	05	LMA	\$6,425.80
2015	3	2101	5881458	Abrazar, Inc - Midway City Community Services & Education Center	05	LMA	\$5,442.07
2015	3	2101	5881460	Abrazar, Inc - Midway City Community Services & Education Center	05	LMA	\$5,332.10
2015	3	2101	5881461	Abrazar, Inc - Midway City Community Services & Education Center	05	LMA	\$3,499.59
2015	3	2101	5894746	Abrazar, Inc - Midway City Community Services & Education Center	05	LMA	\$5,499.80
2015	3	2101	5902877	Abrazar, Inc - Midway City Community Services & Education Center	05	LMA	\$4,644.32
2015	3	2101	5907229	Abrazar, Inc - Midway City Community Services & Education Center	05	LMA	\$4,769.79
2015	3	2101	5920477	Abrazar, Inc - Midway City Community Services & Education Center	05	LMA	\$2,165.68
2015	7	2102	5868867	CAPOC - El Modena Community Family Resource Center	05	LMA	\$4,982.41
2015	7	2102	5868869	CAPOC - El Modena Community Family Resource Center	05	LMA	\$5,805.75
2015	7	2102	5868870	CAPOC - El Modena Community Family Resource Center	05	LMA	\$5,714.51
2015	7	2102	5872818	CAPOC - El Modena Community Family Resource Center	05	LMA	\$6,016.76





Office of Community Planning and Development  
 U.S. Department of Housing and Urban Development  
 Integrated Disbursement and Information System  
 PR26 - CDBG Financial Summary Report  
 Program Year 2015  
 ORANGE COUNTY , CA

DATE: 09-28-16  
 TIME: 17:30  
 PAGE: 6

Plan Year	IDIS Project	IDIS Activity	Voucher Number	Activity Name	Matrix Code	National Objective	Drawn Amount
2015	7	2102	5884144	CAPOC - El Modena Community Family Resource Center	05	LMA	\$6,027.35
2015	7	2102	5896560	CAPOC - El Modena Community Family Resource Center	05	LMA	\$6,016.52
2015	7	2102	5901907	CAPOC - El Modena Community Family Resource Center	05	LMA	\$5,927.68
2015	7	2102	5913056	CAPOC - El Modena Community Family Resource Center	05	LMA	\$2,752.56
2015	7	2102	5920474	CAPOC - El Modena Community Family Resource Center	05	LMA	\$406.46
2015	22	2116	5951790	City of Placentia - Public Services Neighborhood Services	05	LMC	\$26,842.00
2015	23	2117	5951786	City of Placentia - Public Services-Senior Services	05	LMC	\$40,000.00
					05	Matrix Code	\$272,291.97
2015	30	2130	5921272	City of Yorba Linda - Senior Nutrition Program	05A	LMC	\$20,521.90
2015	30	2130	5951783	City of Yorba Linda - Senior Nutrition Program	05A	LMC	\$7,714.10
					05A	Matrix Code	\$28,236.00
Total							\$510,469.96

LINE 37 DETAIL: ACTIVITIES INCLUDED IN THE COMPUTATION OF LINE 37

Plan Year	IDIS Project	IDIS Activity	Voucher Number	Activity Name	Matrix Code	National Objective	Drawn Amount
2015	32	2110	5878475	OC Community Services - CDBG Administration	21A		\$197,770.69
2015	32	2110	5882928	OC Community Services - CDBG Administration	21A		\$71,339.05
2015	32	2110	5895362	OC Community Services - CDBG Administration	21A		\$35,128.06
2015	32	2110	5902711	OC Community Services - CDBG Administration	21A		\$45,055.38
2015	32	2110	5912433	OC Community Services - CDBG Administration	21A		\$46,071.52
2015	32	2110	5922753	OC Community Services - CDBG Administration	21A		\$48,547.93
2015	32	2110	5933436	OC Community Services - CDBG Administration	21A		\$31,064.57
2015	32	2110	5942662	OC Community Services - CDBG Administration	21A		\$8,962.14
2015	33	2114	5878475	Administration - County Admin for Aliso Viejo	21A		\$112.26
2015	33	2114	5882928	Administration - County Admin for Aliso Viejo	21A		\$237.52
2015	33	2114	5895362	Administration - County Admin for Aliso Viejo	21A		\$725.06
2015	33	2114	5902711	Administration - County Admin for Aliso Viejo	21A		\$203.01
2015	33	2114	5912433	Administration - County Admin for Aliso Viejo	21A		\$650.96
2015	33	2114	5922753	Administration - County Admin for Aliso Viejo	21A		\$325.48
2015	33	2114	5933436	Administration - County Admin for Aliso Viejo	21A		\$2,441.08
2015	33	2114	5942662	Administration - County Admin for Aliso Viejo	21A		\$10,892.85
2015	33	2114	5945485	Administration - County Admin for Aliso Viejo	21A		\$9,542.78
2015	33	2125	5878475	City of Placentia - County Administration for Placentia	21A		\$168.39
2015	33	2125	5882928	City of Placentia - County Administration for Placentia	21A		\$1,860.21
2015	33	2125	5895362	City of Placentia - County Administration for Placentia	21A		\$1,464.35
2015	33	2125	5902711	City of Placentia - County Administration for Placentia	21A		\$524.30
2015	33	2125	5912433	City of Placentia - County Administration for Placentia	21A		\$4,157.28
2015	33	2125	5922753	City of Placentia - County Administration for Placentia	21A		\$1,301.91
2015	33	2125	5933436	City of Placentia - County Administration for Placentia	21A		\$6,016.15
2015	33	2125	5942662	City of Placentia - County Administration for Placentia	21A		\$34,419.41
2015	33	2127	5878475	City of Yorba Linda - County Admin of Yorba Linda	21A		\$168.39
2015	33	2127	5882928	City of Yorba Linda - County Admin of Yorba Linda	21A		\$975.95
2015	33	2127	5902711	City of Yorba Linda - County Admin of Yorba Linda	21A		\$405.39
2015	33	2127	5912433	City of Yorba Linda - County Admin of Yorba Linda	21A		\$325.48
2015	33	2127	5922753	City of Yorba Linda - County Admin of Yorba Linda	21A		\$1,220.54
2015	33	2127	5933436	City of Yorba Linda - County Admin of Yorba Linda	21A		\$732.32
2015	33	2127	5942662	City of Yorba Linda - County Admin of Yorba Linda	21A		\$14,572.71
2015	33	2127	5945485	City of Yorba Linda - County Admin of Yorba Linda	21A		\$2,773.22
2015	34	2113	5922902	Administration - City of Aliso Viejo	21A		\$17,831.00
2015	35	2124	5951785	City of Placentia - Administration	21A		\$39,212.00
2015	36	2126	5956941	City of Yorba Linda - Administration	21A		\$16,474.00
					21A	Matrix Code	\$653,673.34
2015	31	2103	5868857	OC Fair Housing - Fair Housing Education, Counseling and Enforcement	21D		\$14,231.15



Office of Community Planning and Development  
 U.S. Department of Housing and Urban Development  
 Integrated Disbursement and Information System  
 PR26 - CDBG Financial Summary Report  
 Program Year 2015  
 ORANGE COUNTY , CA

DATE: 09-28-16  
 TIME: 17:30  
 PAGE: 7

Plan Year	IDIS Project	IDIS Activity	Voucher Number	Activity Name	Matrix Code	National Objective	Drawn Amount
2015	31	2103	5906264	OC Fair Housing - Fair Housing Education, Counseling and Enforcement	21D		\$15,379.52
2015	31	2103	5925962	OC Fair Housing - Fair Housing Education, Counseling and Enforcement	21D		\$14,744.44
2015	31	2103	5930085	OC Fair Housing - Fair Housing Education, Counseling and Enforcement	21D		\$17,883.33
2015	31	2103	5949024	OC Fair Housing - Fair Housing Education, Counseling and Enforcement	21D		\$6,525.00
2015	31	2103	5955830	OC Fair Housing - Fair Housing Education, Counseling and Enforcement	21D		\$2,480.56
2015	31	2103	5955831	OC Fair Housing - Fair Housing Education, Counseling and Enforcement	21D		\$6.00
					21D	Matrix Code	\$71,250.00
Total							\$724,923.34



# APPENDIX C

## IDIS Reports

1. PR 03 – Summary of CDBG Activities
2. PR 22 – Status of HOME/TCAP Activities
3. PR 33 – HOME Match Liability Report
4. PR 91 – ESG Financial Summary

# PR 03 – Summary of CDBG Activities



U.S. Department of Housing and Urban Development  
 Office of Community Planning and Development  
 Integrated Disbursement and Information System  
 CDBG Activity Summary Report (GPR) for Program Year 2015  
 ORANGE COUNTY

Date: 28-Sep-2016  
 Time: 16:51  
 Page: 1

**PGM Year:** 1994  
**Project:** 0002 - CONVERTED CDBG ACTIVITIES  
**IDIS Activity:** 2 - CDBG COMMITTED FUNDS ADJUSTMENT

**Status:** Open  
**Location:** ,

**Objective:**  
**Outcome:**  
**Matrix Code:** General Program Administration (21A)      **National Objective:**

**Initial Funding Date:** 01/01/0001

**Description:**

**Financing**

	Fund Type	Grant Year	Grant	Funded Amount	Drawn In Program Year	Drawn Thru Program Year
CDBG	EN	Pre-2015		\$50,263,644.74	\$0.00	\$0.00
		1984	B84UC060504		\$0.00	\$5,401,000.00
		1985	B85UC060504		\$0.00	\$5,217,413.00
		1988	B88UC060504		\$0.00	\$4,459,000.00
		1989	B89UC060504		\$0.00	\$4,616,000.00
		1990	B90UC060504		\$0.00	\$4,507,000.00
		1991	B91UC060504		\$0.00	\$5,036,000.00
		1992	B92UC060504		\$0.00	\$5,415,000.00
		1993	B93UC060504		\$0.00	\$6,361,000.00
		1994	B94UC060504		\$0.00	\$5,427,000.00
		1995	B95UC060504		\$0.00	\$3,789,231.74
		1996	B96UC060504		\$0.00	\$35,000.00
<b>Total</b>	<b>Total</b>			<b>\$50,263,644.74</b>	<b>\$0.00</b>	<b>\$50,263,644.74</b>

**Proposed Accomplishments**

**Actual Accomplishments**

Number assisted:

	Owner		Renter		Total		Person	
	Total	Hispanic	Total	Hispanic	Total	Hispanic	Total	Hispanic
White:					0	0		
Black/African American:					0	0		
Asian:					0	0		
American Indian/Alaskan Native:					0	0		
Native Hawaiian/Other Pacific Islander:					0	0		
American Indian/Alaskan Native & White:					0	0		
Asian White:					0	0		



U.S. Department of Housing and Urban Development  
 Office of Community Planning and Development  
 Integrated Disbursement and Information System  
 CDBG Activity Summary Report (GPR) for Program Year 2015  
 ORANGE COUNTY

Date: 28-Sep-2016  
 Time: 16:51  
 Page: 2

Black/African American & White:	0	0							
American Indian/Alaskan Native & Black/African American:	0	0							
Other multi-racial:	0	0							
Asian/Pacific Islander:	0	0							
Hispanic:	0	0							
<b>Total:</b>	<b>0</b>	<b>0</b>	<b>0</b>	<b>0</b>	<b>0</b>	<b>0</b>	<b>0</b>	<b>0</b>	<b>0</b>
Female-headed Households:	0								

<i>Income Category:</i>	<b>Owner</b>	<b>Renter</b>	<b>Total</b>	<b>Person</b>
Extremely Low			0	
Low Mod			0	
Moderate			0	
Non Low Moderate			0	
<b>Total</b>	0	0	0	0
Percent Low/Mod				

**Annual Accomplishments**

No data returned for this view. This might be because the applied filter excludes all data.



U.S. Department of Housing and Urban Development  
 Office of Community Planning and Development  
 Integrated Disbursement and Information System  
 CDBG Activity Summary Report (GPR) for Program Year 2015  
 ORANGE COUNTY

Date: 28-Sep-2016  
 Time: 16:51  
 Page: 3

**PGM Year:** 1994  
**Project:** 0002 - CONVERTED CDBG ACTIVITIES  
**IDIS Activity:** 403 - CITY OF LOS ALAMITOS-ADA IMPROVEMENTS

**Status:** Completed 2/8/2016 12:00:00 AM      **Objective:** Create suitable living environments  
**Location:** 3191 Katella Ave Los Alamitos, CA 90720-2335      **Outcome:** Availability/accessibility  
**Matrix Code:** Neighborhood Facilities (03E)      **National Objective:** LMC

**Initial Funding Date:** 08/01/1993

**Description:**  
 TO MODIFY EXISTING FACILITIES TO ACCOMMODATE INDIVIDUALSWITH DISABILITIES.  
 (KC41441)

**Financing**

	Fund Type	Grant Year	Grant	Funded Amount	Drawn In Program Year	Drawn Thru Program Year
CDBG	EN	Pre-2015		\$4,270.00	\$0.00	\$0.00
		1995	B95UC060504		\$0.00	\$4,270.00
<b>Total</b>	<b>Total</b>			<b>\$4,270.00</b>	<b>\$0.00</b>	<b>\$4,270.00</b>

**Proposed Accomplishments**

Public Facilities : 1

**Actual Accomplishments**

Number assisted:

	Owner		Renter		Total		Person	
	Total	Hispanic	Total	Hispanic	Total	Hispanic	Total	Hispanic
White:	0	0	0	0	0	0	1	0
Black/African American:	0	0	0	0	0	0	0	0
Asian:	0	0	0	0	0	0	0	0
American Indian/Alaskan Native:	0	0	0	0	0	0	0	0
Native Hawaiian/Other Pacific Islander:	0	0	0	0	0	0	0	0
American Indian/Alaskan Native & White:	0	0	0	0	0	0	0	0
Asian White:	0	0	0	0	0	0	0	0
Black/African American & White:	0	0	0	0	0	0	0	0
American Indian/Alaskan Native & Black/African American:	0	0	0	0	0	0	0	0
Other multi-racial:	0	0	0	0	0	0	0	0
Asian/Pacific Islander:	0	0	0	0	0	0	0	0
Hispanic:	0	0	0	0	0	0	0	0
<b>Total:</b>	<b>0</b>	<b>0</b>	<b>0</b>	<b>0</b>	<b>0</b>	<b>0</b>	<b>1</b>	<b>0</b>



U.S. Department of Housing and Urban Development  
 Office of Community Planning and Development  
 Integrated Disbursement and Information System  
 CDBG Activity Summary Report (GPR) for Program Year 2015  
 ORANGE COUNTY

Date: 28-Sep-2016  
 Time: 16:51  
 Page: 4

Female-headed Households: 0 0 0

*Income Category:*

	Owner	Renter	Total	Person
Extremely Low	0	0	0	1
Low Mod	0	0	0	0
Moderate	0	0	0	0
Non Low Moderate	0	0	0	0
Total	0	0	0	1
Percent Low/Mod				100.0%

**Annual Accomplishments**

Years	Accomplishment Narrative	# Benefitting
1994	PROJECT COMPLETE; BALANCE OF FUNDS TRANSFER TO CDBG UNPROGRAMMED FUNDS BAL \$4,270 EX \$4,270 BAL \$0	
1998	PROJECT COMPLETE; BALANCE OF FUNDS TRANSFER TO CDBG UNPROGRAMMED FUNDS BAL \$4,270 EX \$4,270 BAL \$0	
2001	PROJECT COMPLETE; BALANCE OF FUNDS TRANSFER TO CDBG UNPROGRAMMED FUNDS2/13/02 MATRIX CLEAN UP, ACCOMPLISHMENTS, REPORT YEAR CORRECTED. BAL \$4,270 EX \$4,270 BAL \$0	



U.S. Department of Housing and Urban Development  
 Office of Community Planning and Development  
 Integrated Disbursement and Information System  
 CDBG Activity Summary Report (GPR) for Program Year 2015  
 ORANGE COUNTY

Date: 28-Sep-2016  
 Time: 16:51  
 Page: 5

**PGM Year:** 2013  
**Project:** 0020 - Community Center Improvements  
**IDIS Activity:** 2058 - Community Center Improvements

**Status:** Completed 8/11/2015 4:55:16 PM      **Objective:** Create suitable living environments  
**Location:** 18672 E Center Ave Orange, CA 92869-3520      **Outcome:** Availability/accessibility  
**Matrix Code:** Neighborhood Facilities (03E)      **National Objective:** LMA

**Initial Funding Date:** 01/10/2014

**Description:**  
 Funds will be used for Public Facility improvements for two community centers serving low-moderate Orange County residents in El Modena and Midway City.

**Financing**

	Fund Type	Grant Year	Grant	Funded Amount	Drawn In Program Year	Drawn Thru Program Year
CDBG	EN	Pre-2015		\$33,214.67	\$0.00	\$0.00
		2012	B12UC060504		\$0.00	\$5,820.34
		2013	B13UC060504		\$0.00	\$27,394.33
	PI			\$6,785.33	\$0.00	\$6,785.33
<b>Total</b>	<b>Total</b>			<b>\$40,000.00</b>	<b>\$0.00</b>	<b>\$40,000.00</b>

**Proposed Accomplishments**  
 Public Facilities : 2  
 Total Population in Service Area: 11,738  
 Census Tract Percent Low / Mod: 64.10

**Annual Accomplishments**

Years	Accomplishment Narrative	# Benefitting
2013	7/1/13 - 6/23/15 (Final GPR) - Improvements to El Modena Community Center include water leak in electrical room, repaired outlets in staff restroom and kitchen, repaired lighting in parking lot, upstairs flooring resealed due to leak, repair of freezer & refrigerator for food storage for meal program. Improvements to Midway City Community Center include repair of overhead lights and electrical outlets, repair of freezer/refrigerator for food storage for meal program, repair drinking fountain in park, runner for gate replaced, wood fence replaced due to wind damage, repaired air conditioner in community center cw 8/11/15	



U.S. Department of Housing and Urban Development  
 Office of Community Planning and Development  
 Integrated Disbursement and Information System  
 CDBG Activity Summary Report (GPR) for Program Year 2015  
 ORANGE COUNTY

Date: 28-Sep-2016  
 Time: 16:51  
 Page: 6

**PGM Year:** 2014  
**Project:** 0005 - Single Family Rehabilitation-City of Brea  
**IDIS Activity:** 2059 - Single-Family Rehabilitation - City of Brea

**Status:** Completed 3/24/2016 11:02:57 AM  
**Location:** 1235 Glen Lake Ave Brea, CA 92821-2855

**Objective:** Provide decent affordable housing  
**Outcome:** Affordability  
**Matrix Code:** Rehab; Single-Unit Residential (14A)      **National Objective:** LMH

**Initial Funding Date:** 08/06/2014

**Description:**

Funds will be used to implement a Single-Family Rehabilitation program to lowvery-low income qualified households with low interest loans to improve and preserve supply of affordable housing.

**Financing**

	Fund Type	Grant Year	Grant	Funded Amount	Drawn In Program Year	Drawn Thru Program Year
CDBG	EN	Pre-2015		\$188,047.51	\$0.00	\$0.00
		2013	B13UC060504		\$0.00	\$113,308.06
		2014	B14UC060504		\$74,739.45	\$74,739.45
	PI			\$4,150.15	\$4,150.15	\$4,150.15
<b>Total</b>	<b>Total</b>			<b>\$192,197.66</b>	<b>\$78,889.60</b>	<b>\$192,197.66</b>

**Proposed Accomplishments**

Housing Units : 18

**Actual Accomplishments**

Number assisted:

	Owner		Renter		Total		Person	
	Total	Hispanic	Total	Hispanic	Total	Hispanic	Total	Hispanic
White:	22	5	0	0	22	5	0	0
Black/African American:	0	0	0	0	0	0	0	0
Asian:	0	0	0	0	0	0	0	0
American Indian/Alaskan Native:	0	0	0	0	0	0	0	0
Native Hawaiian/Other Pacific Islander:	0	0	0	0	0	0	0	0
American Indian/Alaskan Native & White:	0	0	0	0	0	0	0	0
Asian White:	0	0	0	0	0	0	0	0
Black/African American & White:	0	0	0	0	0	0	0	0
American Indian/Alaskan Native & Black/African American:	0	0	0	0	0	0	0	0
Other multi-racial:	0	0	0	0	0	0	0	0
Asian/Pacific Islander:	0	0	0	0	0	0	0	0
Hispanic:	0	0	0	0	0	0	0	0





U.S. Department of Housing and Urban Development  
 Office of Community Planning and Development  
 Integrated Disbursement and Information System  
 CDBG Activity Summary Report (GPR) for Program Year 2015  
 ORANGE COUNTY

Date: 28-Sep-2016  
 Time: 16:51  
 Page: 7

**Total:** 22      5      0      0      22      5      0      0

Female-headed Households: 6                      0                      6

*Income Category:*

	Owner	Renter	Total	Person
Extremely Low	4	0	4	0
Low Mod	16	0	16	0
Moderate	2	0	2	0
Non Low Moderate	0	0	0	0
Total	22	0	22	0
Percent Low/Mod	100.0%		100.0%	

**Annual Accomplishments**

Years	Accomplishment Narrative	# Benefitting
2014	12/1/14 - 1/1/15 - Three units were rehabilitated. cw 4/16/15	
	1/1/15 - 2/27/15 - Two units were rehabilitated. cw 4/16/15	
	2/28/15 - 6/30/15 - 7 units were rehabilitated. cw 8/3/15	
	7/1/15 - 9/30/15 - 5 units were rehabilitated. cw 11/3/15	
	10/1/15 - 12/31/15 (Final GPR) - 5 additional units were rehabilitated for a total of 22 units. Reprogrammed \$402.34 cw 1/19/16	



U.S. Department of Housing and Urban Development  
 Office of Community Planning and Development  
 Integrated Disbursement and Information System  
 CDBG Activity Summary Report (GPR) for Program Year 2015  
 ORANGE COUNTY

Date: 28-Sep-2016  
 Time: 16:51  
 Page: 8

**PGM Year:** 2014  
**Project:** 0004 - Single Family Housing Rehabilitation Program-City of Cypress  
**IDIS Activity:** 2060 - Single-Family Rehabilitation Program - City of Cypress

**Status:** Completed 3/24/2016 10:57:03 AM      **Objective:** Provide decent affordable housing  
**Location:** 6674 Teakwood St Cypress, CA 90630-4959      **Outcome:** Affordability  
**Matrix Code:** Rehab; Single-Unit Residential (14A)      **National Objective:** LMH

**Initial Funding Date:** 08/06/2014

**Description:**

Funds will be used to implement HELP Program, a program that assist income qualified owner-occupied homeowners to correct health and safety items and make approved exterior and interior improvements.

**Financing**

	Fund Type	Grant Year	Grant	Funded Amount	Drawn In Program Year	Drawn Thru Program Year
CDBG	EN	Pre-2015		\$110,992.06	\$0.00	\$0.00
		2013	B13UC060504		\$0.00	\$7,339.09
		2014	B14UC060504		\$103,652.97	\$103,652.97
	PI			\$34,387.94	\$34,387.94	\$34,387.94
<b>Total</b>	<b>Total</b>			<b>\$145,380.00</b>	<b>\$138,040.91</b>	<b>\$145,380.00</b>

**Proposed Accomplishments**

Housing Units : 6

**Actual Accomplishments**

Number assisted:

	Owner		Renter		Total		Person	
	Total	Hispanic	Total	Hispanic	Total	Hispanic	Total	Hispanic
White:	4	0	0	0	4	0	0	0
Black/African American:	1	0	0	0	1	0	0	0
Asian:	1	0	0	0	1	0	0	0
American Indian/Alaskan Native:	0	0	0	0	0	0	0	0
Native Hawaiian/Other Pacific Islander:	0	0	0	0	0	0	0	0
American Indian/Alaskan Native & White:	0	0	0	0	0	0	0	0
Asian White:	0	0	0	0	0	0	0	0
Black/African American & White:	0	0	0	0	0	0	0	0
American Indian/Alaskan Native & Black/African American:	0	0	0	0	0	0	0	0
Other multi-racial:	0	0	0	0	0	0	0	0
Asian/Pacific Islander:	0	0	0	0	0	0	0	0
Hispanic:	0	0	0	0	0	0	0	0



U.S. Department of Housing and Urban Development  
 Office of Community Planning and Development  
 Integrated Disbursement and Information System  
 CDBG Activity Summary Report (GPR) for Program Year 2015  
 ORANGE COUNTY

Date: 28-Sep-2016  
 Time: 16:51  
 Page: 9

<b>Total:</b>	<b>6</b>	<b>0</b>	<b>0</b>	<b>0</b>	<b>6</b>	<b>0</b>	<b>0</b>	<b>0</b>
Female-headed Households:	4		0		4			
<i>Income Category:</i>								
	<b>Owner</b>	<b>Renter</b>	<b>Total</b>	<b>Person</b>				
Extremely Low	1	0	1	0				
Low Mod	3	0	3	0				
Moderate	2	0	2	0				
Non Low Moderate	0	0	0	0				
Total	6	0	6	0				
Percent Low/Mod	100.0%		100.0%					

**Annual Accomplishments**

<b>Years</b>	<b>Accomplishment Narrative</b>	<b># Benefitting</b>
2014	<p>1/1/15 - 6/30-15 - The rehabilitation program is ongoing and several applicants are proceeding through the loan approval process. cw 7/23/15</p> <p>7/1/15 - 7/31/15 - The rehabilitation program is still ongoing and several applicants are proceeding through the loan approval process. A progress payment was made for completed improvements. Loan processing and construction management fees were also paid. cw 9/14/15</p> <p>8/1/15 - 9/15/15 - During this period, four income-qualified households completed rehabilitation projects. Specific improvements undertaken included (but were not limited to): exterior paint (2), interior paint, window replacement, fencing, flooring, kitchen upgrade, bathroom renovation (3), garage improvements (4) electrical improvements, water heater repair or replacement (2), and front yard flat work (concrete) replacement. cw 11/2/15</p> <p>9/16/15 - 11/15/15 - Several applicants are proceeding through the loan approval process. Loan processing and construction management fees were paid. cw 12/15/15</p> <p>11/16/15 - 12/31/15 (Final GPR)- Six income qualified households have received rehabilitation loans. Specific improvements undertaken included (but were not limited to): exterior paint (2), interior paint, window replacement, fencing, flooring, kitchen upgrade, bathroom renovation (3), garage improvements (4) electrical improvements, water heater repair or replacement (2), and front yard flat work (concrete) replacement. Reprogrammed \$10,140.00 cw 2/25/16</p>	



U.S. Department of Housing and Urban Development  
 Office of Community Planning and Development  
 Integrated Disbursement and Information System  
 CDBG Activity Summary Report (GPR) for Program Year 2015  
 ORANGE COUNTY

Date: 28-Sep-2016  
 Time: 16:51  
 Page: 10

**PGM Year:** 2014  
**Project:** 0002 - Neighborhood Preservation Program-OC Community Services  
**IDIS Activity:** 2065 - Neighborhood Preservation Program - OC Community Services

**Status:** Completed 8/19/2015 12:00:00 AM      **Objective:** Provide decent affordable housing  
**Location:** 7781 Harhay Ave Midway City, CA 92655-1515      **Outcome:** Affordability  
**Matrix Code:** Rehab; Single-Unit Residential (14A)      **National Objective:** LMH

**Initial Funding Date:** 08/06/2014

**Description:**

Funds will be used to provide income qualified homeowners of single family structure and mobile homes with low interest loans and grants to correct health and safety items, provided ADA accessibility, and improve the curb appeal by making exterior improvements.

**Financing**

	Fund Type	Grant Year	Grant	Funded Amount	Drawn In Program Year	Drawn Thru Program Year
CDBG	EN	Pre-2015		\$106,557.66	\$0.00	\$0.00
		2013	B13UC060504		\$0.00	\$106,557.66
<b>Total</b>	<b>Total</b>			<b>\$106,557.66</b>	<b>\$0.00</b>	<b>\$106,557.66</b>

**Proposed Accomplishments**

Housing Units : 7

**Actual Accomplishments**

Number assisted:

	Owner		Renter		Total		Person	
	Total	Hispanic	Total	Hispanic	Total	Hispanic	Total	Hispanic
White:	0	0	0	0	0	0		0
Black/African American:	7	4	0	0	7	4	0	0
Asian:	0	0	0	0	0	0	0	0
American Indian/Alaskan Native:	0	0	0	0	0	0	0	0
Native Hawaiian/Other Pacific Islander:	0	0	0	0	0	0	0	0
American Indian/Alaskan Native & White:	0	0	0	0	0	0	0	0
Asian White:	0	0	0	0	0	0	0	0
Black/African American & White:	0	0	0	0	0	0	0	0
American Indian/Alaskan Native & Black/African American:	0	0	0	0	0	0	0	0
Other multi-racial:	2	2	0	0	2	2	0	0
Asian/Pacific Islander:	0	0	0	0	0	0	0	0
Hispanic:	0	0	0	0	0	0	0	0
<b>Total:</b>	<b>9</b>	<b>6</b>	<b>0</b>	<b>0</b>	<b>9</b>	<b>6</b>	<b>0</b>	<b>0</b>



U.S. Department of Housing and Urban Development  
 Office of Community Planning and Development  
 Integrated Disbursement and Information System  
 CDBG Activity Summary Report (GPR) for Program Year 2015  
 ORANGE COUNTY

Date: 28-Sep-2016  
 Time: 16:51  
 Page: 11

Female-headed Households: 3 0 3

*Income Category:*

	<b>Owner</b>	<b>Renter</b>	<b>Total</b>	<b>Person</b>
Extremely Low	2	0	2	0
Low Mod	0	0	0	0
Moderate	7	0	7	0
Non Low Moderate	0	0	0	0
<b>Total</b>	<b>9</b>	<b>0</b>	<b>9</b>	<b>0</b>
Percent Low/Mod	100.0%		100.0%	

**Annual Accomplishments**

<b>Years</b>	<b>Accomplishment Narrative</b>	<b># Benefiting</b>
2014	7/1/14 - 4/21/15 - 3 Roof grants have been completed. Within the rehabilitation program (NPP), an additional 19 State HCD (CalHome) funded mobile home rehabilitation have been completed. cw 4/21/15  Final GPR (7/1/14 - 6/30/15) - Nine units were completed, 8 roof grants and 1 ADA. Project completed, reprogrammed \$1,442.34 and closed out in IDIS. cw 8/19/15	



U.S. Department of Housing and Urban Development  
 Office of Community Planning and Development  
 Integrated Disbursement and Information System  
 CDBG Activity Summary Report (GPR) for Program Year 2015  
 ORANGE COUNTY

Date: 28-Sep-2016  
 Time: 16:51  
 Page: 12

**PGM Year:** 2014  
**Project:** 0016 - Community Center Improvements - OC Community Services  
**IDIS Activity:** 2073 - Community Center Improvements - OC Community Services

**Status:** Completed 11/5/2015 7:02:30 PM      **Objective:** Create suitable living environments  
**Location:** 18672 E Center Ave Orange, CA 92869-3520      **Outcome:** Availability/accessibility  
**Matrix Code:** Neighborhood Facilities (03E)      **National Objective:** LMA

**Initial Funding Date:** 08/07/2014

**Description:**  
 Funds will be used for Public Facility improvements for two community centers serving low-moderate Orange County residents in El Modena and Midway City.

**Financing**

	Fund Type	Grant Year	Grant	Funded Amount	Drawn In Program Year	Drawn Thru Program Year
CDBG	EN	Pre-2015		\$10,372.63	\$0.00	\$0.00
		2013	B13UC060504		\$0.00	\$10,372.63
<b>Total</b>	<b>Total</b>			<b>\$10,372.63</b>	<b>\$0.00</b>	<b>\$10,372.63</b>

**Proposed Accomplishments**  
 Public Facilities : 2  
 Total Population in Service Area: 11,738  
 Census Tract Percent Low / Mod: 64.10

**Annual Accomplishments**

Years	Accomplishment Narrative	# Benefitting
2014	Provided the following community center improvements: For El Modena Community Center: Janitors sink faucet, Fans in men's and women's restrooms, 2nd Freezer not working need repair or replacement For Midway City Community Center: Sliding door need repair, Broken light post need replacement, soap dispenser in restroom, AC for break room not working, graffiti on walls need removal. Flooring in kitchen holes repaired, lighting in back office not working  Reprogrammed \$65,227.37. Funds will be used under PY2015 activity under IDIS # 2106. cw 11/5/15	



U.S. Department of Housing and Urban Development  
 Office of Community Planning and Development  
 Integrated Disbursement and Information System  
 CDBG Activity Summary Report (GPR) for Program Year 2015  
 ORANGE COUNTY

Date: 28-Sep-2016  
 Time: 16:51  
 Page: 13

**PGM Year:** 2014  
**Project:** 0018 - Brea Senior Center Improvement Project Phase II - City of Brea  
**IDIS Activity:** 2079 - Brea Senior Center Accessibility Phase II - City of Brea

**Status:** Completed 4/6/2016 12:19:54 PM      **Objective:** Create suitable living environments  
**Location:** 500 Sievers Ave Brea, CA 92821-5357      **Outcome:** Availability/accessibility  
    **Matrix Code:** Senior Centers (03A)      **National Objective:** LMC

**Initial Funding Date:** 08/06/2014

**Description:**

Funds will be used to bring the Senior Center parking area into compliance with current ADA requirements.  
 Phase II will complete the implementation of this project.

**Financing**

	Fund Type	Grant Year	Grant	Funded Amount	Drawn In Program Year	Drawn Thru Program Year
CDBG	EN	Pre-2015		\$86,403.14	\$0.00	\$0.00
		2013	B13UC060504		\$0.00	\$27,358.13
		2014	B14UC060504		\$59,045.01	\$59,045.01
	PI			\$17,276.86	\$17,276.86	\$17,276.86
<b>Total</b>	<b>Total</b>			<b>\$103,680.00</b>	<b>\$76,321.87</b>	<b>\$103,680.00</b>

**Proposed Accomplishments**

Public Facilities : 1

**Actual Accomplishments**

Number assisted:

	Owner		Renter		Total		Person	
	Total	Hispanic	Total	Hispanic	Total	Hispanic	Total	Hispanic
White:	0	0	0	0	0	0	582	118
Black/African American:	0	0	0	0	0	0	7	0
Asian:	0	0	0	0	0	0	119	0
American Indian/Alaskan Native:	0	0	0	0	0	0	6	0
Native Hawaiian/Other Pacific Islander:	0	0	0	0	0	0	4	0
American Indian/Alaskan Native & White:	0	0	0	0	0	0	0	0
Asian White:	0	0	0	0	0	0	0	0
Black/African American & White:	0	0	0	0	0	0	0	0
American Indian/Alaskan Native & Black/African American:	0	0	0	0	0	0	0	0
Other multi-racial:	0	0	0	0	0	0	76	50
Asian/Pacific Islander:	0	0	0	0	0	0	0	0
Hispanic:	0	0	0	0	0	0	0	0



U.S. Department of Housing and Urban Development  
 Office of Community Planning and Development  
 Integrated Disbursement and Information System  
 CDBG Activity Summary Report (GPR) for Program Year 2015  
 ORANGE COUNTY

Date: 28-Sep-2016  
 Time: 16:51  
 Page: 14

**Total:** 0 0 0 0 0 0 794 168

Female-headed Households: 0 0 0

*Income Category:*

	Owner	Renter	Total	Person
Extremely Low	0	0	0	286
Low Mod	0	0	0	410
Moderate	0	0	0	98
Non Low Moderate	0	0	0	0
Total	0	0	0	794
Percent Low/Mod				100.0%

**Annual Accomplishments**

Years	Accomplishment Narrative	# Benefitting
2014	7/1/14 - 3/6/15 - Project is in final stages of design and is anticipated to be completed by the end of March. Construction is anticipated to begin in/around late April. cw 4/13/15  3/6/15 - 6/28/15 - Finalizing the design costs, including architectural and electrical design and documentation, as well as bidding/negotiations. Construction is anticipated to begin shortly. cw 7/23/15	





U.S. Department of Housing and Urban Development  
 Office of Community Planning and Development  
 Integrated Disbursement and Information System  
 CDBG Activity Summary Report (GPR) for Program Year 2015  
 ORANGE COUNTY

Date: 28-Sep-2016  
 Time: 16:51  
 Page: 15

**PGM Year:** 2014  
**Project:** 0021 - Pedestrian Accessibility Improvement Project Phase III - City of Placentia  
**IDIS Activity:** 2083 - Pedestrian Accessibility Improvements Project Phase III - City of Placentia

**Status:** Completed 6/30/2015 12:00:00 AM      **Objective:** Create suitable living environments  
**Location:** 401 E Chapman Ave Placentia, CA 92870-6101      **Outcome:** Availability/accessibility  
**Matrix Code:** Street Improvements (03K)      **National Objective:** LMA

**Initial Funding Date:** 08/06/2014

**Description:**  
 Funds will be used for curb ramps, sidewalks, and other appurtenant street improvements in the low to moderate income census tracts, along travel routes frequently utilized by disabled persons, and at several bus stops.

**Financing**

	Fund Type	Grant Year	Grant	Funded Amount	Drawn In Program Year	Drawn Thru Program Year
CDBG	EN	Pre-2015		\$323,237.65	\$0.00	\$0.00
		2013	B13UC060504		\$0.00	\$128,254.03
		2014	B14UC060504		\$11,595.89	\$194,983.62
	PI			\$49,512.35	\$0.00	\$49,512.35
<b>Total</b>	<b>Total</b>			<b>\$372,750.00</b>	<b>\$11,595.89</b>	<b>\$372,750.00</b>

**Proposed Accomplishments**  
 People (General) : 12,027  
 Total Population in Service Area: 10,166  
 Census Tract Percent Low / Mod: 74.00

**Annual Accomplishments**

Years	Accomplishment Narrative	# Benefitting
2014	Final GPR (7-1-14 - 6-30-15) - At the February 3, 2015 City Council Meeting, the City Council awarded the Construction Bid and a preconstruction meeting was held on February 10, 2015. A notice to proceed was issued on March 18, 2015. The project to construct ADA compliant curb ramps, sidewalk and curb and gutters was completed by contract expiration. The project assisted 15,000 people per City, census tract populates 10,166 people. cw 8/17/15  Closed out in IDIS. Activity completed. cw 9/10/15	



U.S. Department of Housing and Urban Development  
 Office of Community Planning and Development  
 Integrated Disbursement and Information System  
 CDBG Activity Summary Report (GPR) for Program Year 2015  
 ORANGE COUNTY

Date: 28-Sep-2016  
 Time: 16:51  
 Page: 16

**PGM Year:** 2014  
**Project:** 0022 - Street Reconstruction Project-City of Stanton  
**IDIS Activity:** 2084 - Street Reconstruction Project - City of Stanton

**Status:** Completed 6/30/2015 12:00:00 AM  
**Location:** Citywide Stanton, CA 90680

**Objective:** Create suitable living environments  
**Outcome:** Availability/accessibility  
**Matrix Code:** Street Improvements (03K) **National Objective:** LMA

**Initial Funding Date:** 08/06/2014

**Description:**

Funds will be used for removal of existing pavement, design and total reconstruction of 30 City streets and removal and replacement of concrete sidewalks, swales, curbs and gutters and construction of 16 pedestrian accessibility ramps.

**Financing**

	Fund Type	Grant Year	Grant	Funded Amount	Drawn In Program Year	Drawn Thru Program Year
CDBG	EN	Pre-2015		\$346,125.00	\$0.00	\$0.00
		2013	B13UC060504		\$0.00	\$18,830.81
		2014	B14UC060504		\$2,294.19	\$327,294.19
<b>Total</b>	<b>Total</b>			<b>\$346,125.00</b>	<b>\$2,294.19</b>	<b>\$346,125.00</b>

**Proposed Accomplishments**

People (General) : 5,173  
 Total Population in Service Area: 5,173  
 Census Tract Percent Low / Mod: 60.50

**Annual Accomplishments**

Years	Accomplishment Narrative	# Benefiting
2014	For the period from 4/1/15 - 6/6/15 (Final GPR) - reconstructed a total of 10,202 lineal feet of residential street and has assigned a total of 5,173 of which 3,041 are of low to moderate income. cw 8/20/15  Closed out in IDIS. Activity completed. cw 9/10/15	



U.S. Department of Housing and Urban Development  
 Office of Community Planning and Development  
 Integrated Disbursement and Information System  
 CDBG Activity Summary Report (GPR) for Program Year 2015  
 ORANGE COUNTY

Date: 28-Sep-2016  
 Time: 16:51  
 Page: 17

**PGM Year:** 2014  
**Project:** 0023 - Year Round Emergency Shelter & Multi-Service Center-OC Community Services  
**IDIS Activity:** 2085 - Year Round Emergency Shelter & Multi-Service Center - OC Community Services

**Status:** Canceled 10/21/2015 2:27:49 PM      **Objective:** Create suitable living environments  
**Location:** Regional Santa Ana, CA 92705      **Outcome:** Availability/accessibility  
    **Matrix Code:** Homeless Facilities (not operating costs) (03C)      **National Objective:** LMC

**Initial Funding Date:** 08/06/2014

**Description:**  
 Funds will be used for the acquisition/rehabilitation of a facility(ies) to be used as a regional low threshold year round emergency shelter & Multi-Service Center.

**Financing**  
 No data returned for this view. This might be because the applied filter excludes all data.

**Proposed Accomplishments**

Public Facilities : 1

**Actual Accomplishments**

<i>Number assisted:</i>	<b>Owner</b>		<b>Renter</b>		<b>Total</b>		<b>Person</b>	
	Total	Hispanic	Total	Hispanic	Total	Hispanic	Total	Hispanic
White:	0	0	0	0	0	0		0
Black/African American:	0	0	0	0	0	0	0	0
Asian:	0	0	0	0	0	0	0	0
American Indian/Alaskan Native:	0	0	0	0	0	0	0	0
Native Hawaiian/Other Pacific Islander:	0	0	0	0	0	0	0	0
American Indian/Alaskan Native & White:	0	0	0	0	0	0	0	0
Asian White:	0	0	0	0	0	0	0	0
Black/African American & White:	0	0	0	0	0	0	0	0
American Indian/Alaskan Native & Black/African American:	0	0	0	0	0	0	0	0
Other multi-racial:	0	0	0	0	0	0	0	0
Asian/Pacific Islander:	0	0	0	0	0	0	0	0



U.S. Department of Housing and Urban Development  
 Office of Community Planning and Development  
 Integrated Disbursement and Information System  
 CDBG Activity Summary Report (GPR) for Program Year 2015  
 ORANGE COUNTY

Date: 28-Sep-2016  
 Time: 16:51  
 Page: 18

Hispanic:	0	0	0	0	0	0	0	0
<b>Total:</b>	<b>0</b>	<b>0</b>	<b>0</b>	<b>0</b>	<b>0</b>	<b>0</b>	<b>0</b>	<b>0</b>

Female-headed Households: 0 0 0 0

*Income Category:*

	Owner	Renter	Total	Person
Extremely Low	0	0	0	0
Low Mod	0	0	0	0
Moderate	0	0	0	0
Non Low Moderate	0	0	0	0
Total	0	0	0	0
Percent Low/Mod				

**Annual Accomplishments**

<b>Years</b>	<b>Accomplishment Narrative</b>	<b># Benefitting</b>
2014	<p>The County of Orange has located a potential site and is moving forward in acquiring the site. CF 7/28/2015</p> <p>The potential site is still moving forward. Activity is projected to be completed in program year 2015. Cancelled activity and reprogrammed to 2015 activity. cw 10/21/15</p>	



U.S. Department of Housing and Urban Development  
 Office of Community Planning and Development  
 Integrated Disbursement and Information System  
 CDBG Activity Summary Report (GPR) for Program Year 2015  
 ORANGE COUNTY

Date: 28-Sep-2016  
 Time: 16:51  
 Page: 19

**PGM Year:** 2015  
**Project:** 0008 - Single-Family Housing Rehabilitation (Brea)  
**IDIS Activity:** 2091 - City of Brea - Single Family Rehabilitation

**Status:** Open  
**Location:** 541 Shadow Lake Dr Brea, CA 92821-2834

**Objective:** Provide decent affordable housing  
**Outcome:** Affordability  
**Matrix Code:** Rehab; Single-Unit Residential (14A)      **National Objective:** LMH

**Initial Funding Date:** 10/21/2015

**Description:**  
 Funds will be used for to address the requirements of single-family lowvery low income owner occupied residential rehabilitation.  
 Twenty (20) owner-occupied residential single-family units are the projected units of accomplishments.

**Financing**

	Fund Type	Grant Year	Grant	Funded Amount	Drawn In Program Year	Drawn Thru Program Year
CDBG	EN	Pre-2015		\$190,511.48	\$0.00	\$0.00
		2014	B14UC060504		\$23,022.64	\$23,022.64
	PI			\$288.52	\$288.52	\$288.52
<b>Total</b>	<b>Total</b>			<b>\$190,800.00</b>	<b>\$23,311.16</b>	<b>\$23,311.16</b>

**Proposed Accomplishments**

Housing Units : 20

**Actual Accomplishments**

*Number assisted:*

	Owner		Renter		Total		Person	
	Total	Hispanic	Total	Hispanic	Total	Hispanic	Total	Hispanic
White:	3	1	0	0	3	1	0	0
Black/African American:	0	0	0	0	0	0	0	0
Asian:	0	0	0	0	0	0	0	0
American Indian/Alaskan Native:	0	0	0	0	0	0	0	0
Native Hawaiian/Other Pacific Islander:	0	0	0	0	0	0	0	0
American Indian/Alaskan Native & White:	0	0	0	0	0	0	0	0
Asian White:	0	0	0	0	0	0	0	0
Black/African American & White:	0	0	0	0	0	0	0	0
American Indian/Alaskan Native & Black/African American:	0	0	0	0	0	0	0	0
Other multi-racial:	0	0	0	0	0	0	0	0
Asian/Pacific Islander:	0	0	0	0	0	0	0	0
Hispanic:	0	0	0	0	0	0	0	0
<b>Total:</b>	<b>3</b>	<b>1</b>	<b>0</b>	<b>0</b>	<b>3</b>	<b>1</b>	<b>0</b>	<b>0</b>



U.S. Department of Housing and Urban Development  
 Office of Community Planning and Development  
 Integrated Disbursement and Information System  
 CDBG Activity Summary Report (GPR) for Program Year 2015  
 ORANGE COUNTY

Date: 28-Sep-2016  
 Time: 16:51  
 Page: 20

Female-headed Households: 0 0 0

*Income Category:*

	<b>Owner</b>	<b>Renter</b>	<b>Total</b>	<b>Person</b>
Extremely Low	0	0	0	0
Low Mod	2	0	2	0
Moderate	1	0	1	0
Non Low Moderate	0	0	0	0
Total	3	0	3	0
Percent Low/Mod	100.0%		100.0%	

**Annual Accomplishments**

<b>Years</b>	<b>Accomplishment Narrative</b>	<b># Benefiting</b>
2015	1/1/16 - 3/31/16 - One project was completed during this reporting period and there are several more projects currently in process. cw 4/20/16	
	4/1/16 - 6/30/16 - Two mobile home projects were completed this period. These projects helped three elderly residents by remediating hazardous conditions, such as broken and rotted porch stairs, fixing a leak, and repairing non-functioning bathroom faucets. cw 7/13/16	



U.S. Department of Housing and Urban Development  
 Office of Community Planning and Development  
 Integrated Disbursement and Information System  
 CDBG Activity Summary Report (GPR) for Program Year 2015  
 ORANGE COUNTY

Date: 28-Sep-2016  
 Time: 16:51  
 Page: 21

**PGM Year:** 2015  
**Project:** 0014 - Senior Center (Brea)  
**IDIS Activity:** 2092 - City of Brea - Brea Senior Center

**Status:** Open  
**Location:** 500 Sievers Ave Brea, CA 92821-5357

**Objective:** Create suitable living environments  
**Outcome:** Availability/accessibility  
**Matrix Code:** Senior Centers (03A) **National Objective:** LMC

**Initial Funding Date:** 10/21/2015

**Description:**

Funds will be used to improve overall senior mobility, accessibility, and safety at the Brea Senior Center by replacing approximately 8,000 square feet of carpeting with vinyl plank flooring, as well as replace 11 exterior doors that seniors have difficulty operating.

**Financing**

	Fund Type	Grant Year	Grant	Funded Amount	Drawn In Program Year	Drawn Thru Program Year
CDBG	EN	Pre-2015		\$81,442.44	\$0.00	\$0.00
		2014	B14UC060504		\$36,326.38	\$36,326.38
		2015	B15UC060504	\$24,530.68	\$24,530.68	\$24,530.68
	PI		\$492.88	\$492.88	\$492.88	
<b>Total</b>	<b>Total</b>			<b>\$106,466.00</b>	<b>\$61,349.94</b>	<b>\$61,349.94</b>

**Proposed Accomplishments**

Public Facilities : 1

**Actual Accomplishments**

Number assisted:

	Owner		Renter		Total		Person	
	Total	Hispanic	Total	Hispanic	Total	Hispanic	Total	Hispanic
White:	0	0	0	0	0	0	582	0
Black/African American:	0	0	0	0	0	0	7	0
Asian:	0	0	0	0	0	0	119	0
American Indian/Alaskan Native:	0	0	0	0	0	0	6	0
Native Hawaiian/Other Pacific Islander:	0	0	0	0	0	0	4	0
American Indian/Alaskan Native & White:	0	0	0	0	0	0	0	0
Asian White:	0	0	0	0	0	0	0	0
Black/African American & White:	0	0	0	0	0	0	0	0
American Indian/Alaskan Native & Black/African American:	0	0	0	0	0	0	0	0
Other multi-racial:	0	0	0	0	0	0	76	0
Asian/Pacific Islander:	0	0	0	0	0	0	0	0
Hispanic:	0	0	0	0	0	0	0	0



U.S. Department of Housing and Urban Development  
 Office of Community Planning and Development  
 Integrated Disbursement and Information System  
 CDBG Activity Summary Report (GPR) for Program Year 2015  
 ORANGE COUNTY

Date: 28-Sep-2016  
 Time: 16:51  
 Page: 22

<b>Total:</b>	<b>0</b>	<b>0</b>	<b>0</b>	<b>0</b>	<b>0</b>	<b>0</b>	<b>794</b>	<b>0</b>
Female-headed Households:	0		0		0			
<i>Income Category:</i>								
	<b>Owner</b>	<b>Renter</b>	<b>Total</b>	<b>Person</b>				
Extremely Low	0	0	0	286				
Low Mod	0	0	0	410				
Moderate	0	0	0	98				
Non Low Moderate	0	0	0	0				
Total	0	0	0	794				
Percent Low/Mod				100.0%				

**Annual Accomplishments**

<b>Years</b>	<b>Accomplishment Narrative</b>	<b># Benefitting</b>
2015	<p>Current status - Preconstruction meeting was held on 6/30/16, project is underway. Project was extended through December 2016. cw 8/25/16</p> <p>7/1/15 - 6/30/16 - Approximately 8,000 square feet of carpeting was replaced with vinyl plank flooring, improving senior mobility and safety. Exterior door replacement is currently underway. cw 9/21/16</p>	





U.S. Department of Housing and Urban Development  
 Office of Community Planning and Development  
 Integrated Disbursement and Information System  
 CDBG Activity Summary Report (GPR) for Program Year 2015  
 ORANGE COUNTY

Date: 28-Sep-2016  
 Time: 16:51  
 Page: 23

**PGM Year:** 2015  
**Project:** 0009 - Single-Family Housing Rehabilitation Program (Cypress)  
**IDIS Activity:** 2093 - City of Cypress - Housing Rehabilitation

**Status:** Open  
**Location:** 5275 Orange Ave Cypress, CA 90630-2957

**Objective:** Provide decent affordable housing  
**Outcome:** Affordability  
**Matrix Code:** Rehab; Single-Unit Residential (14A)      **National Objective:** LMH

**Initial Funding Date:** 11/19/2015

**Description:**  
 Funds will be used to implement its HELP II Program.  
 The program provides forgivable loans to income qualified single-family homeowners who seek to make required home improvements.

**Financing**

	Fund Type	Grant Year	Grant	Funded Amount	Drawn In Program Year	Drawn Thru Program Year
CDBG	EN	2015	B15UC060504	\$137,765.94	\$5,480.01	\$5,480.01
	PI			\$5,334.06	\$5,334.06	\$5,334.06
<b>Total</b>	<b>Total</b>			<b>\$143,100.00</b>	<b>\$10,814.07</b>	<b>\$10,814.07</b>

**Proposed Accomplishments**

Housing Units : 6

**Actual Accomplishments**

*Number assisted:*

	Owner		Renter		Total		Person	
	Total	Hispanic	Total	Hispanic	Total	Hispanic	Total	Hispanic
White:	0	0	0	0	0	0		0
Black/African American:	0	0	0	0	0	0	0	0
Asian:	0	0	0	0	0	0	0	0
American Indian/Alaskan Native:	0	0	0	0	0	0	0	0
Native Hawaiian/Other Pacific Islander:	0	0	0	0	0	0	0	0
American Indian/Alaskan Native & White:	0	0	0	0	0	0	0	0
Asian White:	0	0	0	0	0	0	0	0
Black/African American & White:	0	0	0	0	0	0	0	0
American Indian/Alaskan Native & Black/African American:	0	0	0	0	0	0	0	0
Other multi-racial:	0	0	0	0	0	0	0	0
Asian/Pacific Islander:	0	0	0	0	0	0	0	0
Hispanic:	0	0	0	0	0	0	0	0
<b>Total:</b>	<b>0</b>	<b>0</b>	<b>0</b>	<b>0</b>	<b>0</b>	<b>0</b>	<b>0</b>	<b>0</b>



U.S. Department of Housing and Urban Development  
 Office of Community Planning and Development  
 Integrated Disbursement and Information System  
 CDBG Activity Summary Report (GPR) for Program Year 2015  
 ORANGE COUNTY

Date: 28-Sep-2016  
 Time: 16:51  
 Page: 24

Female-headed Households: 0 0 0

*Income Category:*

	<b>Owner</b>	<b>Renter</b>	<b>Total</b>	<b>Person</b>
Extremely Low	0	0	0	0
Low Mod	0	0	0	0
Moderate	0	0	0	0
Non Low Moderate	0	0	0	0
Total	0	0	0	0

Percent Low/Mod

**Annual Accomplishments**

<b>Years</b>	<b>Accomplishment Narrative</b>	<b># Benefiting</b>
2015	1/1/16 - 6/30/16 - The rehabilitation is ongoing and several applicants are proceeding through the loan approval process. cw 6/29/16	



U.S. Department of Housing and Urban Development  
 Office of Community Planning and Development  
 Integrated Disbursement and Information System  
 CDBG Activity Summary Report (GPR) for Program Year 2015  
 ORANGE COUNTY

Date: 28-Sep-2016  
 Time: 16:51  
 Page: 25

**PGM Year:** 2015  
**Project:** 0015 - Sumner Place Sewer Improvement (Cypress)  
**IDIS Activity:** 2094 - City of Cypress - Sumner Place Sewer Improvements

**Status:** Completed 8/25/2016 10:16:20 AM  
**Location:** Address Suppressed

**Objective:** Create suitable living environments  
**Outcome:** Availability/accessibility  
**Matrix Code:** Water/Sewer Improvements (03J)      **National Objective:** LMA

**Initial Funding Date:** 10/21/2015

**Description:**

The funds will be used for sewer improvement and to address repair and rehabilitation of two damaged sewer section located within and eligible CDBG benefit area. The project will involve the repair and replacement of 615 linear feet of 8-inch vitrified clay pipe (VCP) sewer located on Sumner Place, between Lincoln Avenue and Crescent Ave.

**Financing**

	Fund Type	Grant Year	Grant	Funded Amount	Drawn In Program Year	Drawn Thru Program Year
CDBG	EN	Pre-2015		\$77,601.86	\$0.00	\$0.00
		2014	B14UC060504		\$77,601.86	\$77,601.86
	PI			\$1,647.24	\$1,647.24	\$1,647.24
<b>Total</b>	<b>Total</b>			<b>\$79,249.10</b>	<b>\$79,249.10</b>	<b>\$79,249.10</b>

**Proposed Accomplishments**

People (General) : 1,079  
 Total Population in Service Area: 2,470  
 Census Tract Percent Low / Mod: 61.54

**Annual Accomplishments**

Years	Accomplishment Narrative	# Benefiting
2015	7/1/15 - 12/31/15 - Project design is now complete. The bid process to secure a contractor to construct improvements has commenced and will be completed in March 2016. cw 3/14/16 1/1/16 - 4/30/16 - Project design is complete and contract to construct improvements has been awarded and the project will be completed in June 2016. cw 6/2/16 5/1/16 - 6/30/16 - A 622 linear foot sewer section was lined and rehabilitated. Project construction is completed. The winning contractor bid came in substantially under the initially anticipated construction cost. Reprogrammed \$143,032.90. cw 8/24/16	



U.S. Department of Housing and Urban Development  
 Office of Community Planning and Development  
 Integrated Disbursement and Information System  
 CDBG Activity Summary Report (GPR) for Program Year 2015  
 ORANGE COUNTY

Date: 28-Sep-2016  
 Time: 16:51  
 Page: 26

**PGM Year:** 2015  
**Project:** 0017 - ADA Accessible Curb Ramps (La Palma)  
**IDIS Activity:** 2095 - City of La Palma - ADA Accessible Curb Ramps

**Status:** Open      **Objective:** Create suitable living environments  
**Location:** 5482 La Palma Ave La Palma, CA 90623-1705      **Outcome:** Availability/accessibility  
**Matrix Code:** Sidewalks (03L)      **National Objective:** LMC

**Initial Funding Date:** 10/21/2015

**Description:**

Funds will be used for design and new construction or reconstruction of sixty-three (63) ADA compliant curb ramps.  
 The project includes the removal and rehabilitation of non-compliant ADA ramps.

**Financing**

	Fund Type	Grant Year	Grant	Funded Amount	Drawn In Program Year	Drawn Thru Program Year
CDBG	EN	Pre-2015		\$190,393.15	\$0.00	\$0.00
		2014	B14UC060504		\$3,654.22	\$3,654.22
	PI			\$406.85	\$406.85	\$406.85
<b>Total</b>	<b>Total</b>			<b>\$190,800.00</b>	<b>\$4,061.07</b>	<b>\$4,061.07</b>

**Proposed Accomplishments**

Public Facilities : 63

**Actual Accomplishments**

*Number assisted:*

	Owner		Renter		Total		Person	
	Total	Hispanic	Total	Hispanic	Total	Hispanic	Total	Hispanic
White:	0	0	0	0	0	0	0	0
Black/African American:	0	0	0	0	0	0	0	0
Asian:	0	0	0	0	0	0	0	0
American Indian/Alaskan Native:	0	0	0	0	0	0	0	0
Native Hawaiian/Other Pacific Islander:	0	0	0	0	0	0	0	0
American Indian/Alaskan Native & White:	0	0	0	0	0	0	0	0
Asian White:	0	0	0	0	0	0	0	0
Black/African American & White:	0	0	0	0	0	0	0	0
American Indian/Alaskan Native & Black/African American:	0	0	0	0	0	0	0	0
Other multi-racial:	0	0	0	0	0	0	0	0
Asian/Pacific Islander:	0	0	0	0	0	0	0	0
Hispanic:	0	0	0	0	0	0	0	0
<b>Total:</b>	<b>0</b>	<b>0</b>	<b>0</b>	<b>0</b>	<b>0</b>	<b>0</b>	<b>0</b>	<b>0</b>



U.S. Department of Housing and Urban Development  
 Office of Community Planning and Development  
 Integrated Disbursement and Information System  
 CDBG Activity Summary Report (GPR) for Program Year 2015  
 ORANGE COUNTY

Date: 28-Sep-2016  
 Time: 16:51  
 Page: 27

Female-headed Households: 0 0 0

*Income Category:*

	<b>Owner</b>	<b>Renter</b>	<b>Total</b>	<b>Person</b>
Extremely Low	0	0	0	0
Low Mod	0	0	0	0
Moderate	0	0	0	0
Non Low Moderate	0	0	0	0
Total	0	0	0	0
Percent Low/Mod				

**Annual Accomplishments**

<b>Years</b>	<b>Accomplishment Narrative</b>	<b># Benefitting</b>
2015	7/1/15 - 6/30/16 - The project went to bid in April and contract was awarded in May. The pre-construction conference, due to scheduling, was completed on June 21st. Ramp layout and sawcutting begins the week of June 27th. Project was been extended through 12/31/16. cw 6/29/16	



U.S. Department of Housing and Urban Development  
 Office of Community Planning and Development  
 Integrated Disbursement and Information System  
 CDBG Activity Summary Report (GPR) for Program Year 2015  
 ORANGE COUNTY

Date: 28-Sep-2016  
 Time: 16:51  
 Page: 28

**PGM Year:** 2015  
**Project:** 0002 - City of Laguna Beach Emergency Weather Shelter  
**IDIS Activity:** 2096 - City of Laguna Beach Emergency Weather Shelter

**Status:** Completed 8/4/2016 1:29:12 PM      **Objective:** Create suitable living environments  
**Location:** 20652 Laguna Canyon Rd Laguna Beach, CA 92651-1137      **Outcome:** Availability/accessibility  
**Matrix Code:** Public Services (General) (05)      **National Objective:** LMC

**Initial Funding Date:** 10/21/2015

**Description:**  
 Funds will be used for transportation, essential services, and case management for an emergency homeless shelter.

**Financing**

	Fund Type	Grant Year	Grant	Funded Amount	Drawn In Program Year	Drawn Thru Program Year
CDBG	EN	Pre-2015		\$118,150.00	\$0.00	\$0.00
		2014	B14UC060504		\$118,150.00	\$118,150.00
<b>Total</b>	<b>Total</b>			<b>\$118,150.00</b>	<b>\$118,150.00</b>	<b>\$118,150.00</b>

**Proposed Accomplishments**

People (General) : 45

**Actual Accomplishments**

Number assisted:

	Owner		Renter		Total		Person	
	Total	Hispanic	Total	Hispanic	Total	Hispanic	Total	Hispanic
White:	0	0	0	0	0	0	438	44
Black/African American:	0	0	0	0	0	0	0	0
Asian:	0	0	0	0	0	0	19	0
American Indian/Alaskan Native:	0	0	0	0	0	0	29	0
Native Hawaiian/Other Pacific Islander:	0	0	0	0	0	0	0	0
American Indian/Alaskan Native & White:	0	0	0	0	0	0	0	0
Asian White:	0	0	0	0	0	0	0	0
Black/African American & White:	0	0	0	0	0	0	0	0
American Indian/Alaskan Native & Black/African American:	0	0	0	0	0	0	0	0
Other multi-racial:	0	0	0	0	0	0	0	0
Asian/Pacific Islander:	0	0	0	0	0	0	0	0
Hispanic:	0	0	0	0	0	0	0	0
<b>Total:</b>	<b>0</b>	<b>0</b>	<b>0</b>	<b>0</b>	<b>0</b>	<b>0</b>	<b>486</b>	<b>44</b>
Female-headed Households:	0		0		0			



U.S. Department of Housing and Urban Development  
 Office of Community Planning and Development  
 Integrated Disbursement and Information System  
 CDBG Activity Summary Report (GPR) for Program Year 2015  
 ORANGE COUNTY

Date: 28-Sep-2016  
 Time: 16:51  
 Page: 29

*Income Category:*

	<b>Owner</b>	<b>Renter</b>	<b>Total</b>	<b>Person</b>
Extremely Low	0	0	0	486
Low Mod	0	0	0	0
Moderate	0	0	0	0
Non Low Moderate	0	0	0	0
Total	0	0	0	486
Percent Low/Mod				100.0%

**Annual Accomplishments**

<b>Years</b>	<b>Accomplishment Narrative</b>	<b># Benefitting</b>
2015	7/1/15 - 6/30/16 (Final GPR) - Met the goal of 45 homeless individuals each night at the Alternative Sleeping Location and transporting the general population to and from the shelter each day in addition to providing meals, showers, laundry, case management, and access for the general homeless population. cw 7/21/16	



U.S. Department of Housing and Urban Development  
 Office of Community Planning and Development  
 Integrated Disbursement and Information System  
 CDBG Activity Summary Report (GPR) for Program Year 2015  
 ORANGE COUNTY

Date: 28-Sep-2016  
 Time: 16:51  
 Page: 30

**PGM Year:** 2015  
**Project:** 0016 - Florence Sylvester Senior Center (Laguna Hills)  
**IDIS Activity:** 2097 - City of Laguna Hills - Florence Sylvester Senior Center

**Status:** Open      **Objective:** Create suitable living environments  
**Location:** 23721 Moulton Pkwy Laguna Hills, CA 92653-1913      **Outcome:** Availability/accessibility  
**Matrix Code:** Senior Centers (03A)      **National Objective:** LMC

**Initial Funding Date:** 10/22/2015

**Description:**  
 Funds will be used to repaint the interior and exterior of the building, grout and reseal tile throughout the Center, refinish all wood doors and cabinets, replace existing obsolete phone system, remove and replace existing carpet, and remove existing door on north side of building and replace with automatic door, thereby providing increased accessibility to the disabled elderly/frail elderly that utilize the Center.

**Financing**

	Fund Type	Grant Year	Grant	Funded Amount	Drawn In Program Year	Drawn Thru Program Year
CDBG	EN	Pre-2015		\$73,138.35	\$0.00	\$0.00
		2014	B14UC060504		\$2,202.27	\$2,202.27
	PI			\$1,464.65	\$1,464.65	\$1,464.65
<b>Total</b>	<b>Total</b>			<b>\$74,603.00</b>	<b>\$3,666.92</b>	<b>\$3,666.92</b>

**Proposed Accomplishments**  
 Public Facilities : 1

**Actual Accomplishments**

*Number assisted:*

	Owner		Renter		Total		Person	
	Total	Hispanic	Total	Hispanic	Total	Hispanic	Total	Hispanic
White:	0	0	0	0	0	0	0	0
Black/African American:	0	0	0	0	0	0	0	0
Asian:	0	0	0	0	0	0	0	0
American Indian/Alaskan Native:	0	0	0	0	0	0	0	0
Native Hawaiian/Other Pacific Islander:	0	0	0	0	0	0	0	0
American Indian/Alaskan Native & White:	0	0	0	0	0	0	0	0
Asian White:	0	0	0	0	0	0	0	0
Black/African American & White:	0	0	0	0	0	0	0	0
American Indian/Alaskan Native & Black/African American:	0	0	0	0	0	0	0	0
Other multi-racial:	0	0	0	0	0	0	0	0
Asian/Pacific Islander:	0	0	0	0	0	0	0	0
Hispanic:	0	0	0	0	0	0	0	0





U.S. Department of Housing and Urban Development  
 Office of Community Planning and Development  
 Integrated Disbursement and Information System  
 CDBG Activity Summary Report (GPR) for Program Year 2015  
 ORANGE COUNTY

Date: 28-Sep-2016  
 Time: 16:51  
 Page: 31

**Total:** 0 0 0 0 0 0 0 0

Female-headed Households: 0 0 0 0

*Income Category:*

	Owner	Renter	Total	Person
Extremely Low	0	0	0	0
Low Mod	0	0	0	0
Moderate	0	0	0	0
Non Low Moderate	0	0	0	0
Total	0	0	0	0
Percent Low/Mod				

**Annual Accomplishments**

Years	Accomplishment Narrative	# Benefitting
2015	Current status - Preconstruction meeting was held on 4/26/16, project is 80% complete but original contractor vacated the job. City is looking for replacement. Contract has been extended through December 2016. cw 8/25/16	



U.S. Department of Housing and Urban Development  
 Office of Community Planning and Development  
 Integrated Disbursement and Information System  
 CDBG Activity Summary Report (GPR) for Program Year 2015  
 ORANGE COUNTY

Date: 28-Sep-2016  
 Time: 16:51  
 Page: 32

**PGM Year:** 2015  
**Project:** 0010 - Phase X Energy Efficiency Improvement Project (Laguna Woods)  
**IDIS Activity:** 2098 - City of Laguna Woods - Phase X Energy Efficiency Improvement Project

**Status:** Open      **Objective:** Provide decent affordable housing  
**Location:** 664 Via Los Altos Laguna Woods, CA 92637-4577      **Outcome:** Affordability  
**Matrix Code:** Rehab; Multi-Unit Residential (14B)      **National Objective:** LMH

**Initial Funding Date:** 10/22/2015

**Description:**

Funds will be used for Energy Efficient Improvement Program which helps low income seniors who own and occupy their units to improve energy efficiency by providing them grant funds to install new dual pane low-e glass windows, doors, heat pumps and other energy efficient improvements.

**Financing**

	Fund Type	Grant Year	Grant	Funded Amount	Drawn In Program Year	Drawn Thru Program Year
CDBG	EN	Pre-2015		\$141,911.12	\$0.00	\$0.00
		2014	B14UC060504		\$112,122.69	\$112,122.69
	PI			\$1,188.88	\$1,188.88	\$1,188.88
<b>Total</b>	<b>Total</b>			<b>\$143,100.00</b>	<b>\$113,311.57</b>	<b>\$113,311.57</b>

**Proposed Accomplishments**

Housing Units : 50

**Actual Accomplishments**

Number assisted:

	Owner		Renter		Total		Person	
	Total	Hispanic	Total	Hispanic	Total	Hispanic	Total	Hispanic
White:	37	2	0	0	37	2	0	0
Black/African American:	0	0	0	0	0	0	0	0
Asian:	3	0	0	0	3	0	0	0
American Indian/Alaskan Native:	0	0	0	0	0	0	0	0
Native Hawaiian/Other Pacific Islander:	0	0	0	0	0	0	0	0
American Indian/Alaskan Native & White:	0	0	0	0	0	0	0	0
Asian White:	0	0	0	0	0	0	0	0
Black/African American & White:	0	0	0	0	0	0	0	0
American Indian/Alaskan Native & Black/African American:	0	0	0	0	0	0	0	0
Other multi-racial:	0	0	0	0	0	0	0	0
Asian/Pacific Islander:	0	0	0	0	0	0	0	0
Hispanic:	0	0	0	0	0	0	0	0
<b>Total:</b>	<b>40</b>	<b>2</b>	<b>0</b>	<b>0</b>	<b>40</b>	<b>2</b>	<b>0</b>	<b>0</b>



U.S. Department of Housing and Urban Development  
 Office of Community Planning and Development  
 Integrated Disbursement and Information System  
 CDBG Activity Summary Report (GPR) for Program Year 2015  
 ORANGE COUNTY

Date: 28-Sep-2016  
 Time: 16:51  
 Page: 33

Female-headed Households: 32 0 32

*Income Category:*

	<b>Owner</b>	<b>Renter</b>	<b>Total</b>	<b>Person</b>
Extremely Low	24	0	24	0
Low Mod	16	0	16	0
Moderate	0	0	0	0
Non Low Moderate	0	0	0	0
Total	40	0	40	0
Percent Low/Mod	100.0%		100.0%	

**Annual Accomplishments**

<b>Years</b>	<b>Accomplishment Narrative</b>	<b># Benefiting</b>
2015	7-1-15 - 11-20-15 - 38 units owned by low income seniors in various stages of review for compliance with HUD income guidelines, scheduling improvements and installation. Completed 10 units. cw 1/8/16 11/20/15 - 12/4/15 - 38 units owned by low income seniors in various stages of review for compliance with HUD income guidelines, scheduling improvements and installation. Completed an additional 7 units for a total of 17 completed units. cw 1/8/16 12/4/12 - 2/18/16 - 20 units owned by low income seniors in various stages of review for compliance with HUD income guidelines, scheduling, improvements and installation. Completed an additional 11 unit for a total of 28 completed units. cw 3/3/16 2/19/16 - 6/30/16 - 8 units owned by low income seniors in various stages of review for compliance with HUD income guidelines, scheduling, improvements and installation. Completed an additional 12 units for a total of 40 completed units. cw 8/17/16	



U.S. Department of Housing and Urban Development  
Office of Community Planning and Development  
Integrated Disbursement and Information System  
CDBG Activity Summary Report (GPR) for Program Year 2015  
ORANGE COUNTY

Date: 28-Sep-2016  
Time: 16:51  
Page: 34

**PGM Year:** 2015  
**Project:** 0018 - Apartment Row Alley Improvements Project (Los Alamitos)  
**IDIS Activity:** 2099 - City of Los Alamitos - Apartment Row Alley Improvements Project

**Status:** Open  
**Location:** 3743 Farquhar Ave alley - Farquahar/Howard & Reagan/Maple Los Alamitos, CA 90720-3954

**Objective:** Create suitable living environments  
**Outcome:** Availability/accessibility  
**Matrix Code:** Street Improvements (03K) **National Objective:** LMA

**Initial Funding Date:** 10/22/2015

**Description:**  
Funds will be used to reconstruct deteriorated sections of alleys and will replace current asphalt in the alley with 6 inch thick concrete that will enable disabled residents to have an easier path between buildings.  
When completed, residents flanking this alley will experience improved access and mobility as well as wheelchair access to this important thoroughfare.

**Financing**

	Fund Type	Grant Year	Grant	Funded Amount	Drawn In Program Year	Drawn Thru Program Year
CDBG	EN	Pre-2015		\$142,367.68	\$0.00	\$0.00
		2014	B14UC060504		\$3,912.32	\$3,912.32
	PI			\$732.32	\$732.32	\$732.32
<b>Total</b>	<b>Total</b>			<b>\$143,100.00</b>	<b>\$4,644.64</b>	<b>\$4,644.64</b>

**Proposed Accomplishments**  
 People (General) : 1,426  
 Total Population in Service Area: 1,125  
 Census Tract Percent Low / Mod: 56.00

**Annual Accomplishments**

Years	Accomplishment Narrative	# Benefitting
2015	7/1/15 - 12/31/15 - No accomplishment as to date. The project will be completed once El Nino has passed in March. cw 1/5/16  Current status - Preconstruction meeting was held on 8/3/16, project is underway. Contract has been extended through December 2016. cw 8/25/16	



U.S. Department of Housing and Urban Development  
 Office of Community Planning and Development  
 Integrated Disbursement and Information System  
 CDBG Activity Summary Report (GPR) for Program Year 2015  
 ORANGE COUNTY

Date: 28-Sep-2016  
 Time: 16:51  
 Page: 35

**PGM Year:** 2015  
**Project:** 0011 - Leisure World Bathroom Accessibility Program (Seal Beach)  
**IDIS Activity:** 2100 - City of Seal Beach - Leisure World Bathroom Accessibility Program

**Status:** Completed 7/14/2016 6:06:15 PM      **Objective:** Create suitable living environments  
**Location:** 1202 Golden Rain Rd Apt 72C Seal Beach, CA 90740-3820      **Outcome:** Availability/accessibility  
**Matrix Code:** Rehab; Single-Unit Residential (14A)      **National Objective:** LMH

**Initial Funding Date:** 10/22/2015

**Description:**

Funds will be used to improve accessibility to showers by cutting-down the tub walls and converting the tubshower into an accessible shower for seniors and provide grab bars and high-boy toilets that are ADA compliant.

**Financing**

	Fund Type	Grant Year	Grant	Funded Amount	Drawn In Program Year	Drawn Thru Program Year
CDBG	EN	Pre-2015		\$188,513.73	\$0.00	\$0.00
		2014	B14UC060504		\$188,513.73	\$188,513.73
	PI			\$2,286.27	\$2,286.27	\$2,286.27
<b>Total</b>	<b>Total</b>			<b>\$190,800.00</b>	<b>\$190,800.00</b>	<b>\$190,800.00</b>

**Proposed Accomplishments**

Housing Units : 60

**Actual Accomplishments**

Number assisted:

	Owner		Renter		Total		Person	
	Total	Hispanic	Total	Hispanic	Total	Hispanic	Total	Hispanic
White:	67	4	0	0	67	4	0	0
Black/African American:	0	0	0	0	0	0	0	0
Asian:	15	0	0	0	15	0	0	0
American Indian/Alaskan Native:	0	0	0	0	0	0	0	0
Native Hawaiian/Other Pacific Islander:	0	0	0	0	0	0	0	0
American Indian/Alaskan Native & White:	0	0	0	0	0	0	0	0
Asian White:	0	0	0	0	0	0	0	0
Black/African American & White:	0	0	0	0	0	0	0	0
American Indian/Alaskan Native & Black/African American:	0	0	0	0	0	0	0	0
Other multi-racial:	0	0	0	0	0	0	0	0
Asian/Pacific Islander:	0	0	0	0	0	0	0	0
Hispanic:	0	0	0	0	0	0	0	0
<b>Total:</b>	<b>82</b>	<b>4</b>	<b>0</b>	<b>0</b>	<b>82</b>	<b>4</b>	<b>0</b>	<b>0</b>



U.S. Department of Housing and Urban Development  
 Office of Community Planning and Development  
 Integrated Disbursement and Information System  
 CDBG Activity Summary Report (GPR) for Program Year 2015  
 ORANGE COUNTY

Date: 28-Sep-2016

Time: 16:51

Page: 36

Female-headed Households: 54 0 54

*Income Category:*

	<b>Owner</b>	<b>Renter</b>	<b>Total</b>	<b>Person</b>
Extremely Low	17	0	17	0
Low Mod	37	0	37	0
Moderate	28	0	28	0
Non Low Moderate	0	0	0	0
Total	82	0	82	0
Percent Low/Mod	100.0%		100.0%	

**Annual Accomplishments**



U.S. Department of Housing and Urban Development  
Office of Community Planning and Development  
Integrated Disbursement and Information System  
CDBG Activity Summary Report (GPR) for Program Year 2015  
ORANGE COUNTY

Date: 28-Sep-2016  
Time: 16:51  
Page: 37

<b>Years</b>	<b>Accomplishment Narrative</b>	<b># Benefitting</b>
2015	<p>8/1/15 - 8/31/15 - Completed three rehabilitations during this period. Two additional rehabs are in the process of closing and 12 others are in various stages of construction. cw 11/5/15</p> <p>9/1/15 - 9/30/15 - Completed an additional seven rehabilitations for a total of ten completed rehabs. Sixteen other are in various stages of construction. cw 11/5/15</p> <p>10/1/15 - 10/31/15 - Completed an additional 10 rehabilitations for a total of twenty completed rehabs with other units in various stages of construction. cw 11/19/15</p> <p>11/1/15 - 11/30/15 - Completed an additional 4 rehabilitations for a total of twenty-four completed rehab with other units in various stages of construction. cw 12/15/15</p> <p>12/1/15 - 12/31/15 - Completed an additional 5 rehabilitations for a total of twenty-nine completed rehab with other units in various stages of construction. cw 1/11/16</p> <p>1/1/16 - 1/31/16 - Completed an additional 14 rehabilitations for a total of 43 completed rehab with other units in various stages of construction. cw 2/25/16</p> <p>2/1/16 - 2/29/16 - Completed an additional 10 rehabilitations for a total of 53 completed rehab with other units in various stages of construction. cw 3/14/16</p> <p>3/1/16 - 3/31/16 - Completed an additional 12 rehabilitations for a total of 65 completed rehab with 10 units in various stages of construction. cw 4/5/16</p> <p>4/1/16 - 4/30/16 - Completed an additional 6 rehabilitations for a total of 71 completed rehab with 8 units in various stages of construction. cw 5/18/16</p> <p>5/1/16 - 5/31/16 - Completed an additional 6 rehabilitations for a total of 77 completed rehab with 3 units in various stages of construction. cw 6/9/16</p> <p>6/1/16 - 6/30/16 (Final GPR) - Completed an additional 5 rehabilitations for a total of 82 completed rehab. Project is completed in IDIS. cw 7/12/16</p>	



U.S. Department of Housing and Urban Development  
 Office of Community Planning and Development  
 Integrated Disbursement and Information System  
 CDBG Activity Summary Report (GPR) for Program Year 2015  
 ORANGE COUNTY

Date: 28-Sep-2016  
 Time: 16:51  
 Page: 38

**PGM Year:** 2015  
**Project:** 0003 - Midway City Community Services & Education Center  
**IDIS Activity:** 2101 - Abrazar, Inc - Midway City Community Services & Education Center

**Status:** Completed 7/12/2016 11:30:49 AM      **Objective:** Create suitable living environments  
**Location:** 14900 Park Ln Midway City, CA 92655-1128      **Outcome:** Availability/accessibility  
**Matrix Code:** Public Services (General) (05)      **National Objective:** LMA

**Initial Funding Date:** 10/22/2015

**Description:**  
 Funds will be used to provide services to 1,075 unduplicated low to moderate-income residents. The center provides eligible activities including but not limited to those concerned with homeless prevention, employment, transportation, child care, health, education, homebuyer education and assistance.

**Financing**

	Fund Type	Grant Year	Grant	Funded Amount	Drawn In Program Year	Drawn Thru Program Year
CDBG	EN	Pre-2015		\$43,649.97	\$0.00	\$0.00
		2014	B14UC060504		\$43,649.97	\$43,649.97
<b>Total</b>	<b>Total</b>			<b>\$43,649.97</b>	<b>\$43,649.97</b>	<b>\$43,649.97</b>

**Proposed Accomplishments**

People (General) : 1,075  
 Total Population in Service Area: 3,045  
 Census Tract Percent Low / Mod: 56.98

**Annual Accomplishments**





U.S. Department of Housing and Urban Development  
Office of Community Planning and Development  
Integrated Disbursement and Information System  
CDBG Activity Summary Report (GPR) for Program Year 2015  
ORANGE COUNTY

Date: 28-Sep-2016  
Time: 16:51  
Page: 39

<b>Years</b>	<b>Accomplishment Narrative</b>	<b># Benefitting</b>
2015	<p>7/1/15 - 7/31/15 - Provided services to 836 unduplicated clients. The clients receive the following services: translation, document preparation, emergency food, health and wellness activities. Additional provide free breakfast and lunch to 150 youth and hold the PRIDE Summer Program for over 150 children. This month, continued the new dinner program to youth 18 and under. These meals are served 5 days a week and open to all youths in the community. cw 11/5/15</p> <p>8/1/15 - 8/31/15 - Provided same services as previous to 157 unduplicated clients. cw 11/5/15</p> <p>9/1/15 - 9/30/15 - Provided same services as previous to an additional 35 clients for a total of 1028 unduplicated clients. cw 12/22/15</p> <p>10/1/15 - 10/31/15 - Provided same services as previous to an additional 42 clients for a total of 1070 unduplicated clients. cw 12/22/15</p> <p>11/1/15 - 11/30/15 - Provided same services as previous to an additional 27 clients for a total of 1097 unduplicated clients. cw 12/22/15</p> <p>12/1/15 - 12/31/15 - Provided same services as previous to an additional 16 clients for a total of 1113 unduplicated clients. cw 2/11/16</p> <p>1/1/16 - 1/31/16 - Provided same services as previous to an additional 29 clients for a total of 1142 unduplicated clients. cw 3/3/16</p> <p>2/1/16 - 2/29/16 - Provided same services as previous to an additional 17 clients for a total of 1159 unduplicated clients. cw 3/16/16</p> <p>3/1/16 - 3/31/16 - Provided same services as previous to an additional 24 clients for a total of 1183 unduplicated clients. cw 4/25/16</p> <p>4/1/16 - 4/30/16 - The Free Tax Preparation program was concluded and received the "Agency of the Year Award". Provided multiple services to an additional 20 clients for a total of 1203 unduplicated clients. cw 6/24/16</p> <p>5/1/16 - 5/31/16 - Provided multiple services to an additional 16 clients for a total of 1219 unduplicated clients. cw 6/24/16</p> <p>6/1/16 - 6/30/16 (Final GPR) - Provided multiple services to an additional 20 clients for a total of 1,239 unduplicated clients. Project completed. cw 7/12/16</p>	



U.S. Department of Housing and Urban Development  
 Office of Community Planning and Development  
 Integrated Disbursement and Information System  
 CDBG Activity Summary Report (GPR) for Program Year 2015  
 ORANGE COUNTY

Date: 28-Sep-2016  
 Time: 16:51  
 Page: 40

**PGM Year:** 2015  
**Project:** 0007 - El Modena Community Family Resource Center  
**IDIS Activity:** 2102 - CAPOC - El Modena Community Family Resource Center

**Status:** Completed 8/1/2016 5:24:50 PM      **Objective:** Create suitable living environments  
**Location:** 18672 E Center Ave Orange, CA 92869-3520      **Outcome:** Availability/accessibility  
**Matrix Code:** Public Services (General) (05)      **National Objective:** LMA

**Initial Funding Date:** 10/22/2015

**Description:**  
 Funds will be used to provide services to 850 low-income seniors, youth, individuals, and families at risk of homelessness at El Modena Family Resource Center focusing on independence, family self-sufficiency, and the maintenance and improvement of living arrangements, education attainment, economic stability, and neighborhood preservation and safety.

**Financing**

	Fund Type	Grant Year	Grant	Funded Amount	Drawn In Program Year	Drawn Thru Program Year
CDBG	EN	Pre-2015		\$37,722.32	\$0.00	\$0.00
		2014	B14UC060504		\$37,722.32	\$37,722.32
	PI			\$5,927.68	\$5,927.68	\$5,927.68
<b>Total</b>	<b>Total</b>			<b>\$43,650.00</b>	<b>\$43,650.00</b>	<b>\$43,650.00</b>

**Proposed Accomplishments**

People (General) : 850  
 Total Population in Service Area: 3,875  
 Census Tract Percent Low / Mod: 85.42

**Annual Accomplishments**



U.S. Department of Housing and Urban Development  
 Office of Community Planning and Development  
 Integrated Disbursement and Information System  
 CDBG Activity Summary Report (GPR) for Program Year 2015  
 ORANGE COUNTY

Date: 28-Sep-2016  
 Time: 16:51  
 Page: 41

Years	Accomplishment Narrative	# Benefitting
2015	<p>7/1/15 - 7/31/15 - Social Services (SS) Literacy 12; Youth Karate 52; ACCESS 3; Crisis Counseling 11; Total: 78; Support Services (SPS): Accessing 3; Case Mgt 11; Emergency Food 31; Summer Camp 34; Teen Camp 16; Total 95</p> <p>8/1/15 - 8/31/15 - SS WIC 15; Medi-Cal/Food Stamps 14 &amp; 7; Nan's Kidz 13; YMCA 33; Brown Bag 93; Senior Lunch 15; Counseling: Crisis 6; Family 1; Parenting 6; Total: 203; SPS: Accessing 5; Case Mgt 16; Emerg. Food 19; Backpacks 251; Teen Program 21; Senior Prg 18; Total: 330</p> <p>9/1/15 - 9/30/15 - SS: RSCCD-ESL 18; MediCal/FS 14; ACCESS 4; Nan's Kidz 6; YMCA 7; Senior Lunch 1; Crisis 6; Individual 5; Family 3; Parenting 1; WTLC Personal 11; Total: 76; SPS: Access 9; Case Mgt 6; Emerg Food 23; Employ.Asst 1; Total: 39</p> <p>10/1/15-10/31/15- SS: RSCCD-ESL 2; MediCal/FS 28; ACCESS 8; Nan's Kidz 2; YMCA 6; Senior Lunch 1; Crisis 3; Individual 2; Family 1; WTLC Personal 2; Total: 76; SPS: Access 4; Case Mgt 4; Emerg Food 21; Other Resources 5; Backpacks for Success 4; Senior 1; Total: 39</p> <p>11/1/15 - 11/30/15 - SS: WIC 16; MediCal/FS 6; YMCA 2; SeniorServ 1; Individual 6; Family 4; Group 10; Parenting 7; WTLC Personal 7; Total: 59; SPS: Access 5; Case Mgt 5; Emerg Food 39; Employment Asst 1; Other Resources 3; Thanksgiving Baskets 317; Teen 2; Senior 4; Total: 376 cw 1/6/16</p> <p>12/1/15 - 12/31/15 - SS: RSCCD-ESL 4; WIC 9; MediCal/FS 15; Individual 1; Parenting 1; WTLC Personal 3; Total: 33; SPS: Access 1; Emerg Food 19; Employment Asst 1; Backpacks 13; OC Toy 183, Senior 1; Total: 218 cw 2/11/16</p> <p>1/1/16 - 1/31/16 - SS: RSCCD-ESL 2; WIC 3; MediCal/FS 11; Individual 5; Family 3; , Group 3; Personal Empowerment 18; Total: 45; SPS: Access 6; Case Mgmt 2; Emerg Food 18; Resources 2; Total: 28 cw 2/29/16</p> <p>2/1/16 - 2/29/16 - SS: RSCCD-ESL 5; WIC 6; MediCal/FS 2; VITA Tax Asst 38; Karate 10; OC Dept of Education 6; YMCA 3; Individual 6; Family 7; , Group 3; Parenting 1; Personal Empowerment 5; Total: 92; SPS: Access 8; Case Mgmt 5; Emerg Food 8; Resources 3; Total: 24 cw 4/5/16</p> <p>3/1/16 - 3/31/16 - SS: RSCCD-ESL 1; WIC 11; MediCal/FS 17; VITA Tax Asst 80; OC Dept of Education 13; YMCA 4; Individual 5; Family 2; Parenting 2; Personal Empowerment 5; Total: 140; SPS: Access 11; Case Mgmt 12; Emerg Food 11; Emp Asst 4; Resources 1; Senior Prog 1 Total: 40 cw 4/25/16</p> <p>4/1/16 - 4/30/16 - SS: RSCCD-ESL 1; WIC 2; MediCal/FS 16; VITA Tax Asst 63; Karate 9; OC Dept of Education 3; YMCA 1; Individual 9; Family 2; Group 1; Parenting 2; Total: 109; SPS: Access 10; Case Mgmt 11; Emerg Food 6; Total: 27 cw 5/26/16</p> <p>5/1/16 - 5/31/16 - SS: WIC 7; MediCal/FS 10; OC Dept of Education 2; Individual 2; Parenting 1; WTLC Personal Empowerment 2; Total: 24; SPS: Access 2; Case Mgmt 14; Emerg Food 9; Support Resources 1; Total: 26 cw 6/24/16</p> <p>7/1/15 - 6/30/16 (Final GPR)- SS: RSCCD-ESL 48; WIC 108; MediCal/FS 118; VIT Tax Asst 181; Wells Fargo Financial Literacy 12; Karate Youth Program 82; OC Dept of Education 32; Grandma's House of Hope/Nana's Kids 21; YMCA of OC 56; 2nd Harvest Senior Lunch 93; Senior Serv 18; Crisis Counseling 26; Individual 41; Family 23; Group 17; Parenting 29; WTLC Personal Empowerment 61; Total: 966; SPS: Access 69; Case Mgmt 99; Emerg Food 209; Employment Asst 7; Resources 15; Thanksgiving Baskets 317; Backpacks 268; Toy Collaborative 183; Summer Camp K-5th 34; Summer Teen Camp 16; Teen Program 23; Senior Program 25; Total: 1,265 cw 7/26/16</p> <p>8/1/16 - Completed activity in IDIS. cw 8/1/16</p>	



U.S. Department of Housing and Urban Development  
 Office of Community Planning and Development  
 Integrated Disbursement and Information System  
 CDBG Activity Summary Report (GPR) for Program Year 2015  
 ORANGE COUNTY

Date: 28-Sep-2016  
 Time: 16:51  
 Page: 42

**PGM Year:** 2015  
**Project:** 0031 - Fair Housing Education, Counseling, and Enforcement  
**IDIS Activity:** 2103 - OC Fair Housing - Fair Housing Education, Counseling and Enforcement

**Status:** Completed 8/23/2016 2:29:51 PM  
**Location:** ,  
**Objective:**  
**Outcome:**  
**Matrix Code:** Fair Housing Activities (subject to 20% Admin Cap) (21D) **National Objective:**

**Initial Funding Date:** 10/22/2015

**Description:**

Funds will be used to provide 1,800 low income people with fair housing education, counseling, enforcement services, and landlord-tenant counseling to households regarding fair housing laws or alleged discrimination.

**Financing**

	Fund Type	Grant Year	Grant	Funded Amount	Drawn In Program Year	Drawn Thru Program Year
CDBG	EN	Pre-2015		\$71,250.00	\$0.00	\$0.00
		2014	B14UC060504		\$71,250.00	\$71,250.00
<b>Total</b>	<b>Total</b>			<b>\$71,250.00</b>	<b>\$71,250.00</b>	<b>\$71,250.00</b>

**Proposed Accomplishments**

**Actual Accomplishments**

*Number assisted:*

	<b>Owner</b>		<b>Renter</b>		<b>Total</b>		<b>Person</b>	
	Total	Hispanic	Total	Hispanic	Total	Hispanic	Total	Hispanic
White:					0	0		
Black/African American:					0	0		
Asian:					0	0		
American Indian/Alaskan Native:					0	0		
Native Hawaiian/Other Pacific Islander:					0	0		
American Indian/Alaskan Native & White:					0	0		
Asian White:					0	0		
Black/African American & White:					0	0		
American Indian/Alaskan Native & Black/African American:					0	0		
Other multi-racial:					0	0		
Asian/Pacific Islander:					0	0		
Hispanic:					0	0		
<b>Total:</b>	<b>0</b>	<b>0</b>	<b>0</b>	<b>0</b>	<b>0</b>	<b>0</b>	<b>0</b>	<b>0</b>
Female-headed Households:					0			



U.S. Department of Housing and Urban Development  
Office of Community Planning and Development  
Integrated Disbursement and Information System  
CDBG Activity Summary Report (GPR) for Program Year 2015  
ORANGE COUNTY

Date: 28-Sep-2016

Time: 16:51

Page: 43

*Income Category:*

	<b>Owner</b>	<b>Renter</b>	<b>Total</b>	<b>Person</b>
Extremely Low			0	
Low Mod			0	
Moderate			0	
Non Low Moderate			0	
Total	0	0	0	0
Percent Low/Mod				

**Annual Accomplishments**

No data returned for this view. This might be because the applied filter excludes all data.



U.S. Department of Housing and Urban Development  
 Office of Community Planning and Development  
 Integrated Disbursement and Information System  
 CDBG Activity Summary Report (GPR) for Program Year 2015  
 ORANGE COUNTY

Date: 28-Sep-2016  
 Time: 16:51  
 Page: 44

**PGM Year:** 2015  
**Project:** 0013 - Year Round Emergency Shelter  
**IDIS Activity:** 2104 - OC Community Services - Year Round Emergency Shelter & Multi-Service Center

**Status:** Canceled 7/21/2016 5:08:25 PM  
**Location:** site in process of being acquired Anaheim, CA 92806

**Objective:** Create suitable living environments  
**Outcome:** Availability/accessibility  
**Matrix Code:** Homeless Facilities (not operating costs) (03C)

**National Objective:** LMC

**Initial Funding Date:** 10/22/2015

**Description:**  
 Funds will be used for the acquisition/rehabilitation of a facility(ies) for emergency shelter & multi-service center.

**Financing**  
 No data returned for this view. This might be because the applied filter excludes all data.

**Proposed Accomplishments**

Public Facilities : 1

**Actual Accomplishments**

*Number assisted:*

	<b>Owner</b>		<b>Renter</b>		<b>Total</b>		<b>Person</b>	
	Total	Hispanic	Total	Hispanic	Total	Hispanic	Total	Hispanic
White:	0	0	0	0	0	0		0
Black/African American:	0	0	0	0	0	0	0	0
Asian:	0	0	0	0	0	0	0	0
American Indian/Alaskan Native:	0	0	0	0	0	0	0	0
Native Hawaiian/Other Pacific Islander:	0	0	0	0	0	0	0	0
American Indian/Alaskan Native & White:	0	0	0	0	0	0	0	0
Asian White:	0	0	0	0	0	0	0	0
Black/African American & White:	0	0	0	0	0	0	0	0
American Indian/Alaskan Native & Black/African American:	0	0	0	0	0	0	0	0
Other multi-racial:	0	0	0	0	0	0	0	0
Asian/Pacific Islander:	0	0	0	0	0	0	0	0



U.S. Department of Housing and Urban Development  
 Office of Community Planning and Development  
 Integrated Disbursement and Information System  
 CDBG Activity Summary Report (GPR) for Program Year 2015  
 ORANGE COUNTY

Date: 28-Sep-2016  
 Time: 16:51  
 Page: 45

Hispanic:	0	0	0	0	0	0	0	0
<b>Total:</b>	<b>0</b>	<b>0</b>	<b>0</b>	<b>0</b>	<b>0</b>	<b>0</b>	<b>0</b>	<b>0</b>

Female-headed Households: 0 0 0 0 0 0 0 0

*Income Category:*

	Owner	Renter	Total	Person
Extremely Low	0	0	0	0
Low Mod	0	0	0	0
Moderate	0	0	0	0
Non Low Moderate	0	0	0	0
Total	0	0	0	0
Percent Low/Mod				

**Annual Accomplishments**

Years	Accomplishment Narrative	# Benefitting
2015	7/1/15 - 6/30/16 - Project did not incur cost during this period and is being cancelled and reprogrammed to next fiscal year. On November 17, 2015, County of Orange Board of Supervisors (BOS) approved the purchase of the land (1000 N. Kraemer PI, Anaheim) for use as an emergency shelter and multi-service center. In February 2016, a Finding of No Significant Impact/Request for Release of Funds will be published and on March 30, 2016 HUD executed an Authority to use Grant Funds for this public facilities and improvements activity. On May 10, 2016, BOS approved the issuance of an RFP to select an operator. The RFP was released on May 11, 2016 with applications due on June 20, 2016. Ranking of applicants are anticipated to be on the BOS agenda on September 13, 2016. We anticipate engaging an architect in January 2017 and a contractor in March 2017. The anticipated opening date for the emergency shelter/multi-service center is Fall 2017. cw 7/21/16	



U.S. Department of Housing and Urban Development  
 Office of Community Planning and Development  
 Integrated Disbursement and Information System  
 CDBG Activity Summary Report (GPR) for Program Year 2015  
 ORANGE COUNTY

Date: 28-Sep-2016  
 Time: 16:51  
 Page: 46

**PGM Year:** 2015  
**Project:** 0012 - Neighborhood Preservation Program (OC Community Services)  
**IDIS Activity:** 2105 - OC Community Services - Neighborhood Preservation Program

**Status:** Completed 8/1/2016 5:35:24 PM      **Objective:** Provide decent affordable housing  
**Location:** 16232 Rockaway Dr Placentia, CA 92870-3520      **Outcome:** Affordability  
**Matrix Code:** Rehab; Single-Unit Residential (14A)      **National Objective:** LMH

**Initial Funding Date:** 10/22/2015

**Description:**  
 Funds will be used for low-interest loans and grants to single family residence homeowners and mobile homeowners for the improvement of their primary residence.

**Financing**

	Fund Type	Grant Year	Grant	Funded Amount	Drawn In Program Year	Drawn Thru Program Year
CDBG	EN	2015	B15UC060504	\$18,653.59	\$18,653.59	\$18,653.59
	PI			\$2,972.08	\$2,972.08	\$2,972.08
<b>Total</b>	<b>Total</b>			<b>\$21,625.67</b>	<b>\$21,625.67</b>	<b>\$21,625.67</b>

**Proposed Accomplishments**

Housing Units : 7

**Actual Accomplishments**

Number assisted:

	Owner		Renter		Total		Person	
	Total	Hispanic	Total	Hispanic	Total	Hispanic	Total	Hispanic
White:	1	0	0	0	1	0	0	0
Black/African American:	0	0	0	0	0	0	0	0
Asian:	0	0	0	0	0	0	0	0
American Indian/Alaskan Native:	0	0	0	0	0	0	0	0
Native Hawaiian/Other Pacific Islander:	0	0	0	0	0	0	0	0
American Indian/Alaskan Native & White:	0	0	0	0	0	0	0	0
Asian White:	0	0	0	0	0	0	0	0
Black/African American & White:	0	0	0	0	0	0	0	0
American Indian/Alaskan Native & Black/African American:	0	0	0	0	0	0	0	0
Other multi-racial:	0	0	0	0	0	0	0	0
Asian/Pacific Islander:	0	0	0	0	0	0	0	0
Hispanic:	0	0	0	0	0	0	0	0
<b>Total:</b>	<b>1</b>	<b>0</b>	<b>0</b>	<b>0</b>	<b>1</b>	<b>0</b>	<b>0</b>	<b>0</b>
Female-headed Households:	0		0		0			





U.S. Department of Housing and Urban Development  
 Office of Community Planning and Development  
 Integrated Disbursement and Information System  
 CDBG Activity Summary Report (GPR) for Program Year 2015  
 ORANGE COUNTY

Date: 28-Sep-2016  
 Time: 16:51  
 Page: 47

*Income Category:*

	<b>Owner</b>	<b>Renter</b>	<b>Total</b>	<b>Person</b>
Extremely Low	0	0	0	0
Low Mod	1	0	1	0
Moderate	0	0	0	0
Non Low Moderate	0	0	0	0
Total	1	0	1	0
Percent Low/Mod	100.0%		100.0%	

**Annual Accomplishments**

<b>Years</b>	<b>Accomplishment Narrative</b>	<b># Benefitting</b>
2015	7/1/15 - 6/30/16 (Final GRR) - Completed one roof grant. Completed activity in IDIS. Reprogrammed \$57,874.33. cw 8/1/16	



U.S. Department of Housing and Urban Development  
 Office of Community Planning and Development  
 Integrated Disbursement and Information System  
 CDBG Activity Summary Report (GPR) for Program Year 2015  
 ORANGE COUNTY

Date: 28-Sep-2016  
 Time: 16:51  
 Page: 48

**PGM Year:** 2015  
**Project:** 0019 - Community Center Improvements (County)  
**IDIS Activity:** 2106 - OC Community Services - Community Center Improvements

**Status:** Open      **Objective:** Create suitable living environments  
**Location:** 14900 Park Ln 18672 E. Center, Orange Midway City, CA      **Outcome:** Availability/accessibility  
 92655-1128      **Matrix Code:** Neighborhood Facilities (03E)      **National Objective:** LMA

**Initial Funding Date:** 10/22/2015

**Description:**

Funds will be used for improvements for County owned facilities.

**Financing**

	Fund Type	Grant Year	Grant	Funded Amount	Drawn In Program Year	Drawn Thru Program Year
CDBG	EN	Pre-2015		\$65,227.37	\$0.00	\$0.00
		2014	B14UC060504		\$11,683.01	\$11,683.01
		2015	B15UC060504	\$38,429.42	\$2,700.00	\$2,700.00
	PI			\$9,270.58	\$9,270.58	\$9,270.58
<b>Total</b>	<b>Total</b>			<b>\$112,927.37</b>	<b>\$23,653.59</b>	<b>\$23,653.59</b>

**Proposed Accomplishments**

Public Facilities : 2  
 Total Population in Service Area: 12,660  
 Census Tract Percent Low / Mod: 60.35

**Annual Accomplishments**

Years	Accomplishment Narrative	# Benefitting
2015	Reprogrammed funds from PY2014 activity was added in the amount of \$65,227.37. cw 11/5/15	
	7/1/15 - 6/30/16 - El Modena Community Center Improvements - restroom/toilet improvement, A/C improvements, safety issue with parking lot lighting and commercial oven and refrigeration unit, HVAC equipment improvements, Roofing and window improvements, water heater improvements, and electrical safety issue. Midway City Community Center - A/C improvements, parking lot safety improvements, interior minor improvements to dining hall, flooring, doors and exterior of building, patio cover improvements, electrical panel box improvements, restroom improvements, kitchen plumbing improvements, HVAC improvements, window improvements, ADA ramp improvements. cw 8/22/16	



U.S. Department of Housing and Urban Development  
 Office of Community Planning and Development  
 Integrated Disbursement and Information System  
 CDBG Activity Summary Report (GPR) for Program Year 2015  
 ORANGE COUNTY

Date: 28-Sep-2016  
 Time: 16:51  
 Page: 49

**PGM Year:** 2015  
**Project:** 0001 - Armory Emergency Shelter (CDBG)  
**IDIS Activity:** 2107 - Mercy House - Armory Emergency Shelter Program

**Status:** Completed 8/22/2016 4:19:13 PM      **Objective:** Create suitable living environments  
**Location:** 612 E Warner Ave 400 S. Brookhurst, Fullerton, CA 92833      **Outcome:** Availability/accessibility  
 Santa Ana, CA 92707-2941      **Matrix Code:** Operating Costs of Homeless/AIDS Patients Programs (03T)      **National Objective:** LMC

**Initial Funding Date:** 10/22/2015

**Description:**  
 Funds will be used to provide support services and operations of Homeless Emergency Shelter facilities; such as providing support services for homeless clients by providing shelter, staff, transportation, security, meals, insurance, equipment and supplies, and other related operating costs and expanded supportive services.

**Financing**

	Fund Type	Grant Year	Grant	Funded Amount	Drawn In Program Year	Drawn Thru Program Year
CDBG	EN	2015	B15UC060504	\$209,941.99	\$209,941.99	\$209,941.99
<b>Total</b>	<b>Total</b>			<b>\$209,941.99</b>	<b>\$209,941.99</b>	<b>\$209,941.99</b>

**Proposed Accomplishments**

People (General) : 1,800

**Actual Accomplishments**

Number assisted:

	Owner		Renter		Total		Person	
	Total	Hispanic	Total	Hispanic	Total	Hispanic	Total	Hispanic
White:	0	0	0	0	0	0	822	146
Black/African American:	0	0	0	0	0	0	187	3
Asian:	0	0	0	0	0	0	42	1
American Indian/Alaskan Native:	0	0	0	0	0	0	172	155
Native Hawaiian/Other Pacific Islander:	0	0	0	0	0	0	34	12
American Indian/Alaskan Native & White:	0	0	0	0	0	0	28	18
Asian White:	0	0	0	0	0	0	5	0
Black/African American & White:	0	0	0	0	0	0	5	0
American Indian/Alaskan Native & Black/African American:	0	0	0	0	0	0	0	0
Other multi-racial:	0	0	0	0	0	0	151	83
Asian/Pacific Islander:	0	0	0	0	0	0	0	0
Hispanic:	0	0	0	0	0	0	0	0
<b>Total:</b>	<b>0</b>	<b>0</b>	<b>0</b>	<b>0</b>	<b>0</b>	<b>0</b>	<b>1,446</b>	<b>418</b>
Female-headed Households:	0		0		0			



U.S. Department of Housing and Urban Development  
 Office of Community Planning and Development  
 Integrated Disbursement and Information System  
 CDBG Activity Summary Report (GPR) for Program Year 2015  
 ORANGE COUNTY

Date: 28-Sep-2016  
 Time: 16:51  
 Page: 50

*Income Category:*

	<b>Owner</b>	<b>Renter</b>	<b>Total</b>	<b>Person</b>
Extremely Low	0	0	0	1,446
Low Mod	0	0	0	0
Moderate	0	0	0	0
Non Low Moderate	0	0	0	0
Total	0	0	0	1,446
Percent Low/Mod				100.0%

**Annual Accomplishments**

<b>Years</b>	<b>Accomplishment Narrative</b>	<b># Benefitting</b>
2015	<p>7/1/15 - 7/30/15 - Armory Emergency Shelter has not opened for the season. Staff is preparing for the shelter to open in the upcoming winter season. cw 4/5/16</p> <p>8/1/15 - 8/31/15 - Armory Emergency Shelter programs have not opened up for the season. Staff continues to prepare for the upcoming winter season. cw 4/5/16</p> <p>9/1/15 - 9/30/15 - Armory Emergency Shelter programs have not opened up for the season. Staff continues to prepare for the upcoming winter season. cw 4/5/16</p> <p>10/1/15 - 10/31/15 - Armory Emergency Shelter programs have not opened up for the season. Staff continues to prepare for the upcoming winter season. cw 4/5/16</p> <p>11/1/15 - 11/30/15 - Armory Emergency Shelter programs opened up for the season on November 30, 2015. December reporting will reflect new client numbers for this program. cw 4/5/16</p> <p>12/1/15 - 12/31/15 - Armory Emergency Shelter programs assisted 781 clients, including 637 individuals in the month of December. cw 4/5/16</p> <p>1/1/16 - 1/31/16 - Armory Emergency Shelter program assisted 1,184 clients, including 404 individuals in the month of January. cw 4/5/16</p> <p>2/1/16 - 2/29/16 (Final for CDBG funds)- Armory Emergency Shelter programs assisted 1,446 clients, including 262 individuals in the month of February. CDBG funds have been fully expended. cw 4/5/16</p>	



U.S. Department of Housing and Urban Development  
 Office of Community Planning and Development  
 Integrated Disbursement and Information System  
 CDBG Activity Summary Report (GPR) for Program Year 2015  
 ORANGE COUNTY

Date: 28-Sep-2016  
 Time: 16:51  
 Page: 51

**PGM Year:** 2015  
**Project:** 0032 - Administration (CDBG)  
**IDIS Activity:** 2110 - OC Community Services - CDBG Administration

**Status:** Completed 9/19/2016 1:45:58 PM  
**Location:** ,  
**Objective:**  
**Outcome:**  
**Matrix Code:** General Program Administration (21A)      **National Objective:**

**Initial Funding Date:** 10/22/2015

**Description:**  
 Funds will be utilized for administration of HUD-sponsored Urban County program.  
 Includes salaries, benefits, supplies, and materials.

**Financing**

	Fund Type	Grant Year	Grant	Funded Amount	Drawn In Program Year	Drawn Thru Program Year
CDBG	EN	2015	B15UC060504	\$317,008.83	\$317,008.83	\$317,008.83
	PI			\$166,930.51	\$166,930.51	\$166,930.51
<b>Total</b>	<b>Total</b>			<b>\$483,939.34</b>	<b>\$483,939.34</b>	<b>\$483,939.34</b>

**Proposed Accomplishments**

**Actual Accomplishments**

*Number assisted:*

	Owner		Renter		Total		Person	
	Total	Hispanic	Total	Hispanic	Total	Hispanic	Total	Hispanic
White:					0	0		
Black/African American:					0	0		
Asian:					0	0		
American Indian/Alaskan Native:					0	0		
Native Hawaiian/Other Pacific Islander:					0	0		
American Indian/Alaskan Native & White:					0	0		
Asian White:					0	0		
Black/African American & White:					0	0		
American Indian/Alaskan Native & Black/African American:					0	0		
Other multi-racial:					0	0		
Asian/Pacific Islander:					0	0		
Hispanic:					0	0		
<b>Total:</b>	<b>0</b>	<b>0</b>	<b>0</b>	<b>0</b>	<b>0</b>	<b>0</b>	<b>0</b>	<b>0</b>
Female-headed Households:					0			



U.S. Department of Housing and Urban Development  
Office of Community Planning and Development  
Integrated Disbursement and Information System  
CDBG Activity Summary Report (GPR) for Program Year 2015  
ORANGE COUNTY

Date: 28-Sep-2016

Time: 16:51

Page: 52

*Income Category:*

	<b>Owner</b>	<b>Renter</b>	<b>Total</b>	<b>Person</b>
Extremely Low			0	
Low Mod			0	
Moderate			0	
Non Low Moderate			0	
Total	0	0	0	0
Percent Low/Mod				

**Annual Accomplishments**

No data returned for this view. This might be because the applied filter excludes all data.



U.S. Department of Housing and Urban Development  
 Office of Community Planning and Development  
 Integrated Disbursement and Information System  
 CDBG Activity Summary Report (GPR) for Program Year 2015  
 ORANGE COUNTY

Date: 28-Sep-2016  
 Time: 16:51  
 Page: 53

**PGM Year:** 2015  
**Project:** 0034 - Administration-Aliso Viejo (CDBG)  
**IDIS Activity:** 2113 - Administration - City of Aliso Viejo

**Status:** Completed 8/1/2016 5:06:20 PM  
**Location:** ,  
**Objective:**  
**Outcome:**  
**Matrix Code:** General Program Administration (21A)      **National Objective:**

**Initial Funding Date:** 10/28/2015

**Description:**  
 Funds will be used to administration of the City of Aliso Viejo HUD-sponsored programs and activities.

**Financing**

	Fund Type	Grant Year	Grant	Funded Amount	Drawn In Program Year	Drawn Thru Program Year
CDBG	PI			\$17,831.00	\$17,831.00	\$17,831.00
<b>Total</b>	<b>Total</b>			<b>\$17,831.00</b>	<b>\$17,831.00</b>	<b>\$17,831.00</b>

**Proposed Accomplishments**

**Actual Accomplishments**

<i>Number assisted:</i>	<b>Owner</b>		<b>Renter</b>		<b>Total</b>		<b>Person</b>	
	Total	Hispanic	Total	Hispanic	Total	Hispanic	Total	Hispanic
White:					0	0		
Black/African American:					0	0		
Asian:					0	0		
American Indian/Alaskan Native:					0	0		
Native Hawaiian/Other Pacific Islander:					0	0		
American Indian/Alaskan Native & White:					0	0		
Asian White:					0	0		
Black/African American & White:					0	0		
American Indian/Alaskan Native & Black/African American:					0	0		
Other multi-racial:					0	0		
Asian/Pacific Islander:					0	0		
Hispanic:					0	0		
<b>Total:</b>	<b>0</b>	<b>0</b>	<b>0</b>	<b>0</b>	<b>0</b>	<b>0</b>	<b>0</b>	<b>0</b>
Female-headed Households:					0			

<i>Income Category:</i>	<b>Owner</b>	<b>Renter</b>	<b>Total</b>	<b>Person</b>
-------------------------	--------------	---------------	--------------	---------------



U.S. Department of Housing and Urban Development  
Office of Community Planning and Development  
Integrated Disbursement and Information System  
CDBG Activity Summary Report (GPR) for Program Year 2015  
ORANGE COUNTY

Date: 28-Sep-2016  
Time: 16:51  
Page: 54

Extremely Low			0	
Low Mod			0	
Moderate			0	
Non Low Moderate			0	
Total	0	0	0	0
Percent Low/Mod				

**Annual Accomplishments**

No data returned for this view. This might be because the applied filter excludes all data.





U.S. Department of Housing and Urban Development  
 Office of Community Planning and Development  
 Integrated Disbursement and Information System  
 CDBG Activity Summary Report (GPR) for Program Year 2015  
 ORANGE COUNTY

Date: 28-Sep-2016  
 Time: 16:51  
 Page: 55

**PGM Year:** 2015  
**Project:** 0033 - Administration-Metro Cities (CDBG)  
**IDIS Activity:** 2114 - Administration - County Admin for Aliso Viejo

**Status:** Completed 8/2/2016 12:34:56 PM  
**Location:** ,

**Objective:**  
**Outcome:**  
**Matrix Code:** General Program Administration (21A)      **National Objective:**

**Initial Funding Date:** 10/28/2015

**Description:**

Funds will be used for County's administration of City of Aliso Viejo HUD-sponsored programs, CAPER and ConPlan and AI.

**Financing**

	Fund Type	Grant Year	Grant	Funded Amount	Drawn In Program Year	Drawn Thru Program Year
CDBG	EN	2015	B15UC060504	\$13,912.67	\$13,912.67	\$13,912.67
	PI			\$11,218.33	\$11,218.33	\$11,218.33
<b>Total</b>	<b>Total</b>			<b>\$25,131.00</b>	<b>\$25,131.00</b>	<b>\$25,131.00</b>

**Proposed Accomplishments**

**Actual Accomplishments**

*Number assisted:*

	<b>Owner</b>		<b>Renter</b>		<b>Total</b>		<b>Person</b>	
	Total	Hispanic	Total	Hispanic	Total	Hispanic	Total	Hispanic
White:					0	0		
Black/African American:					0	0		
Asian:					0	0		
American Indian/Alaskan Native:					0	0		
Native Hawaiian/Other Pacific Islander:					0	0		
American Indian/Alaskan Native & White:					0	0		
Asian White:					0	0		
Black/African American & White:					0	0		
American Indian/Alaskan Native & Black/African American:					0	0		
Other multi-racial:					0	0		
Asian/Pacific Islander:					0	0		
Hispanic:					0	0		
<b>Total:</b>	<b>0</b>	<b>0</b>	<b>0</b>	<b>0</b>	<b>0</b>	<b>0</b>	<b>0</b>	<b>0</b>
Female-headed Households:					0			



U.S. Department of Housing and Urban Development  
Office of Community Planning and Development  
Integrated Disbursement and Information System  
CDBG Activity Summary Report (GPR) for Program Year 2015  
ORANGE COUNTY

Date: 28-Sep-2016

Time: 16:51

Page: 56

*Income Category:*

	<b>Owner</b>	<b>Renter</b>	<b>Total</b>	<b>Person</b>
Extremely Low			0	
Low Mod			0	
Moderate			0	
Non Low Moderate			0	
Total	0	0	0	0
Percent Low/Mod				

**Annual Accomplishments**

No data returned for this view. This might be because the applied filter excludes all data.



U.S. Department of Housing and Urban Development  
 Office of Community Planning and Development  
 Integrated Disbursement and Information System  
 CDBG Activity Summary Report (GPR) for Program Year 2015  
 ORANGE COUNTY

Date: 28-Sep-2016  
 Time: 16:51  
 Page: 57

**PGM Year:** 2015  
**Project:** 0021 - Curb Ramps Project (Aliso Viejo)  
**IDIS Activity:** 2115 - City of Aliso Viejo - 2015 CDBG Curb Ramps Program

**Status:** Completed 8/1/2016 5:22:08 PM      **Objective:** Create suitable living environments  
**Location:** 49 Oak View Dr various locations within City Aliso Viejo, CA      **Outcome:** Availability/accessibility  
 92656-8046      **Matrix Code:** Street Improvements (03K)      **National Objective:** LMC

**Initial Funding Date:** 10/28/2015

**Description:**  
 Funds will be used for construction of curb ramps including building new curb ramps at locations lacking curb ramps and the removal and replacement of existing curb ramps with current up to date ramps per Caltrans specifications.  
 Also includes the retrofitting 8 curb ramps which includes the installation of truncated domes at existing ramps locations.

**Financing**

	Fund Type	Grant Year	Grant	Funded Amount	Drawn In Program Year	Drawn Thru Program Year
CDBG	EN	2015	B15UC060504	\$142,470.14	\$142,470.14	\$142,470.14
	PI			\$29,381.86	\$29,381.86	\$29,381.86
<b>Total</b>	<b>Total</b>			<b>\$171,852.00</b>	<b>\$171,852.00</b>	<b>\$171,852.00</b>

**Proposed Accomplishments**

People (General) : 2,500

**Actual Accomplishments**

*Number assisted:*

	Owner		Renter		Total		Person	
	Total	Hispanic	Total	Hispanic	Total	Hispanic	Total	Hispanic
White:	0	0	0	0	0	0	2,038	288
Black/African American:	0	0	0	0	0	0	68	0
Asian:	0	0	0	0	0	0	387	0
American Indian/Alaskan Native:	0	0	0	0	0	0	7	0
Native Hawaiian/Other Pacific Islander:	0	0	0	0	0	0	0	0
American Indian/Alaskan Native & White:	0	0	0	0	0	0	0	0
Asian White:	0	0	0	0	0	0	0	0
Black/African American & White:	0	0	0	0	0	0	0	0
American Indian/Alaskan Native & Black/African American:	0	0	0	0	0	0	0	0
Other multi-racial:	0	0	0	0	0	0	0	0
Asian/Pacific Islander:	0	0	0	0	0	0	0	0
Hispanic:	0	0	0	0	0	0	0	0
<b>Total:</b>	<b>0</b>	<b>0</b>	<b>0</b>	<b>0</b>	<b>0</b>	<b>0</b>	<b>2,500</b>	<b>288</b>



U.S. Department of Housing and Urban Development  
 Office of Community Planning and Development  
 Integrated Disbursement and Information System  
 CDBG Activity Summary Report (GPR) for Program Year 2015  
 ORANGE COUNTY

Date: 28-Sep-2016  
 Time: 16:51  
 Page: 58

Female-headed Households: 0 0 0

*Income Category:*

	<b>Owner</b>	<b>Renter</b>	<b>Total</b>	<b>Person</b>
Extremely Low	0	0	0	0
Low Mod	0	0	0	2,500
Moderate	0	0	0	0
Non Low Moderate	0	0	0	0
Total	0	0	0	2,500
Percent Low/Mod				100.0%

**Annual Accomplishments**

<b>Years</b>	<b>Accomplishment Narrative</b>	<b># Benefitting</b>
2015	7/1/15 - 9/30/15 - An ad requesting bid packages for the proposed work was published on September 24, 2015. Bid package responses are due back to the City by October 22, 2015. cw 11/5/15	
	10/1/15 - completion (Final GPR) - Constructed and retrofitted 52 curb ramp locations to meet ADA specifications benefiting the elderly and severely disabled as it promoted a full transit network and provided safe access to pedestrians. cw 5/5/16	
	8/1/16 - Completed activity in IDIS. cw 8/1/16	



U.S. Department of Housing and Urban Development  
 Office of Community Planning and Development  
 Integrated Disbursement and Information System  
 CDBG Activity Summary Report (GPR) for Program Year 2015  
 ORANGE COUNTY

Date: 28-Sep-2016  
 Time: 16:51  
 Page: 59

**PGM Year:** 2015  
**Project:** 0022 - Neighborhood Services (Placentia)  
**IDIS Activity:** 2116 - City of Placentia - Public Services Neighborhood Services

**Status:** Completed 8/17/2016 11:00:23 AM      **Objective:** Create suitable living environments  
**Location:** 900B S Melrose St Placentia, CA 92870-7117      **Outcome:** Availability/accessibility  
**Matrix Code:** Public Services (General) (05)      **National Objective:** LMC

**Initial Funding Date:** 10/28/2015

**Description:**

Funds will be used for operations and support staff in the Neighborhood Services Division for various food distribution programs and coordinating services for low income residents including direct assistance with the completion, review, and translation of public assistance forms including immigration documents, employment forms legal aid, housing and medical services.

**Financing**

	Fund Type	Grant Year	Grant	Funded Amount	Drawn In Program Year	Drawn Thru Program Year
CDBG	EN	2015	B15UC060504	\$26,842.00	\$26,842.00	\$26,842.00
<b>Total</b>	<b>Total</b>			<b>\$26,842.00</b>	<b>\$26,842.00</b>	<b>\$26,842.00</b>

**Proposed Accomplishments**

People (General) : 11,700

**Actual Accomplishments**

Number assisted:

	Owner		Renter		Total		Person	
	Total	Hispanic	Total	Hispanic	Total	Hispanic	Total	Hispanic
White:	0	0	0	0	0	0	1,401	1,302
Black/African American:	0	0	0	0	0	0	24	0
Asian:	0	0	0	0	0	0	10	0
American Indian/Alaskan Native:	0	0	0	0	0	0	2	0
Native Hawaiian/Other Pacific Islander:	0	0	0	0	0	0	5	0
American Indian/Alaskan Native & White:	0	0	0	0	0	0	0	0
Asian White:	0	0	0	0	0	0	0	0
Black/African American & White:	0	0	0	0	0	0	0	0
American Indian/Alaskan Native & Black/African American:	0	0	0	0	0	0	0	0
Other multi-racial:	0	0	0	0	0	0	22	0
Asian/Pacific Islander:	0	0	0	0	0	0	0	0
Hispanic:	0	0	0	0	0	0	0	0
<b>Total:</b>	<b>0</b>	<b>0</b>	<b>0</b>	<b>0</b>	<b>0</b>	<b>0</b>	<b>1,464</b>	<b>1,302</b>



U.S. Department of Housing and Urban Development  
 Office of Community Planning and Development  
 Integrated Disbursement and Information System  
 CDBG Activity Summary Report (GPR) for Program Year 2015  
 ORANGE COUNTY

Date: 28-Sep-2016  
 Time: 16:51  
 Page: 60

Female-headed Households: 0 0 0

*Income Category:*

	<b>Owner</b>	<b>Renter</b>	<b>Total</b>	<b>Person</b>
Extremely Low	0	0	0	0
Low Mod	0	0	0	1,464
Moderate	0	0	0	0
Non Low Moderate	0	0	0	0
<b>Total</b>	<b>0</b>	<b>0</b>	<b>0</b>	<b>1,464</b>
Percent Low/Mod				100.0%

**Annual Accomplishments**

<b>Years</b>	<b>Accomplishment Narrative</b>	<b># Benefiting</b>
2015	7/1/16 - 6/30/16 (Final GPR) - Funds were used to support the various food programs and health services referral. Also, provided fee child care for those attending various classes and workshops on health, social services, and employment. Served 1,464 people. cw 8/4/16  Completed activity in IDIS. Expended all funds. cw 8/17/16	



U.S. Department of Housing and Urban Development  
 Office of Community Planning and Development  
 Integrated Disbursement and Information System  
 CDBG Activity Summary Report (GPR) for Program Year 2015  
 ORANGE COUNTY

Date: 28-Sep-2016  
 Time: 16:51  
 Page: 61

**PGM Year:** 2015  
**Project:** 0023 - Senior Services (Placentia)  
**IDIS Activity:** 2117 - City of Placentia - Public Services-Senior Services

**Status:** Completed 8/17/2016 12:14:02 PM      **Objective:** Create suitable living environments  
**Location:** 143 S Bradford Ave Placentia, CA 92870-5614      **Outcome:** Availability/accessibility  
**Matrix Code:** Public Services (General) (05)      **National Objective:** LMC

**Initial Funding Date:** 10/28/2015

**Description:**  
 Funds will be used for city staff to provide nutritional meals to older adult through the Senior Lunch Program.

**Financing**

	Fund Type	Grant Year	Grant	Funded Amount	Drawn In Program Year	Drawn Thru Program Year
CDBG	EN	2015	B15UC060504	\$40,000.00	\$40,000.00	\$40,000.00
<b>Total</b>	<b>Total</b>			<b>\$40,000.00</b>	<b>\$40,000.00</b>	<b>\$40,000.00</b>

**Proposed Accomplishments**

People (General) : 430

**Actual Accomplishments**

Number assisted:

	Owner		Renter		Total		Person	
	Total	Hispanic	Total	Hispanic	Total	Hispanic	Total	Hispanic
White:	0	0	0	0	0	0	9,844	9,146
Black/African American:	0	0	0	0	0	0	164	0
Asian:	0	0	0	0	0	0	70	0
American Indian/Alaskan Native:	0	0	0	0	0	0	14	0
Native Hawaiian/Other Pacific Islander:	0	0	0	0	0	0	30	0
American Indian/Alaskan Native & White:	0	0	0	0	0	0	0	0
Asian White:	0	0	0	0	0	0	0	0
Black/African American & White:	0	0	0	0	0	0	0	0
American Indian/Alaskan Native & Black/African American:	0	0	0	0	0	0	0	0
Other multi-racial:	0	0	0	0	0	0	154	0
Asian/Pacific Islander:	0	0	0	0	0	0	0	0
Hispanic:	0	0	0	0	0	0	0	0
<b>Total:</b>	<b>0</b>	<b>0</b>	<b>0</b>	<b>0</b>	<b>0</b>	<b>0</b>	<b>10,276</b>	<b>9,146</b>
Female-headed Households:	0		0		0			



U.S. Department of Housing and Urban Development  
 Office of Community Planning and Development  
 Integrated Disbursement and Information System  
 CDBG Activity Summary Report (GPR) for Program Year 2015  
 ORANGE COUNTY

Date: 28-Sep-2016  
 Time: 16:51  
 Page: 62

*Income Category:*

	<b>Owner</b>	<b>Renter</b>	<b>Total</b>	<b>Person</b>
Extremely Low	0	0	0	10,276
Low Mod	0	0	0	0
Moderate	0	0	0	0
Non Low Moderate	0	0	0	0
Total	0	0	0	10,276
Percent Low/Mod				100.0%

**Annual Accomplishments**

<b>Years</b>	<b>Accomplishment Narrative</b>	<b># Benefitting</b>
2015	7/1/15 - 6/30/16 (Final GPR) - Funds have been used to assist with providing nutritional meals to all older adults ages 60 and over through the Senior Lunch Program. cw 8/2/16  Completed activity in IDIS. Expended all funds. cw 8/17/16	





U.S. Department of Housing and Urban Development  
 Office of Community Planning and Development  
 Integrated Disbursement and Information System  
 CDBG Activity Summary Report (GPR) for Program Year 2015  
 ORANGE COUNTY

**PGM Year:** 2015  
**Project:** 0024 - Single Family Rehabilitation Grant Program (Placentia)  
**IDIS Activity:** 2118 - City of Placentia - SF Rehabilitation Grant Program

**Status:** Open      **Objective:** Provide decent affordable housing  
**Location:** 401 E Chapman Ave Placentia, CA 92870-6101      **Outcome:** Affordability  
**Matrix Code:** Rehab; Single-Unit Residential (14A)      **National Objective:** LMH

**Initial Funding Date:** 10/28/2015

**Description:**  
 Funds will be used to assist low and moderate-income qualified home owners by replacing roofs, ADA accessibility, energy efficiency improvements, window replacement, painting and graffiti removal from private properties.

**Financing**

	Fund Type	Grant Year	Grant	Funded Amount	Drawn In Program Year	Drawn Thru Program Year
CDBG	EN	2015	B15UC060504	\$60,000.00	\$0.00	\$0.00
<b>Total</b>	<b>Total</b>			<b>\$60,000.00</b>	<b>\$0.00</b>	<b>\$0.00</b>

**Proposed Accomplishments**

Housing Units : 4

**Actual Accomplishments**

*Number assisted:*

	Owner		Renter		Total		Person	
	Total	Hispanic	Total	Hispanic	Total	Hispanic	Total	Hispanic
White:	0	0	0	0	0	0	0	0
Black/African American:	0	0	0	0	0	0	0	0
Asian:	0	0	0	0	0	0	0	0
American Indian/Alaskan Native:	0	0	0	0	0	0	0	0
Native Hawaiian/Other Pacific Islander:	0	0	0	0	0	0	0	0
American Indian/Alaskan Native & White:	0	0	0	0	0	0	0	0
Asian White:	0	0	0	0	0	0	0	0
Black/African American & White:	0	0	0	0	0	0	0	0
American Indian/Alaskan Native & Black/African American:	0	0	0	0	0	0	0	0
Other multi-racial:	0	0	0	0	0	0	0	0
Asian/Pacific Islander:	0	0	0	0	0	0	0	0
Hispanic:	0	0	0	0	0	0	0	0
<b>Total:</b>	<b>0</b>	<b>0</b>	<b>0</b>	<b>0</b>	<b>0</b>	<b>0</b>	<b>0</b>	<b>0</b>
Female-headed Households:	0		0		0			



U.S. Department of Housing and Urban Development  
 Office of Community Planning and Development  
 Integrated Disbursement and Information System  
 CDBG Activity Summary Report (GPR) for Program Year 2015  
 ORANGE COUNTY

Date: 28-Sep-2016

Time: 16:51

Page: 64

*Income Category:*

	<b>Owner</b>	<b>Renter</b>	<b>Total</b>	<b>Person</b>
Extremely Low	0	0	0	0
Low Mod	0	0	0	0
Moderate	0	0	0	0
Non Low Moderate	0	0	0	0
Total	0	0	0	0
Percent Low/Mod				

**Annual Accomplishments**

<b>Years</b>	<b>Accomplishment Narrative</b>	<b># Benefiting</b>
2015	Status from City - 5 applications are currently being reviewed, contract has been extended. cw 8/25/16	



U.S. Department of Housing and Urban Development  
 Office of Community Planning and Development  
 Integrated Disbursement and Information System  
 CDBG Activity Summary Report (GPR) for Program Year 2015  
 ORANGE COUNTY

Date: 28-Sep-2016  
 Time: 16:51  
 Page: 65

**PGM Year:** 2015  
**Project:** 0039 - CDBO Affordable Housing Development (Placentia)  
**IDIS Activity:** 2120 - City of Placentia - CBDO Housing Construction

**Status:** Canceled 5/17/2016 5:21:27 PM      **Objective:** Provide decent affordable housing  
**Location:** 401 E Chapman Ave Citywide Placentia, CA 92870-6101      **Outcome:** Affordability  
    **Matrix Code:** Construction of Housing (12)      **National Objective:** LMH

**Initial Funding Date:** 10/28/2015

**Description:**  
 Funds will be used for expanding affordable housing units within the City and create a financing conduit to assist non-profit housing developers CBDOs to construct affordable housing units.

**Financing**  
 No data returned for this view. This might be because the applied filter excludes all data.

**Proposed Accomplishments**

Housing Units : 2

**Actual Accomplishments**

<i>Number assisted:</i>	<b>Owner</b>		<b>Renter</b>		<b>Total</b>		<b>Person</b>	
	Total	Hispanic	Total	Hispanic	Total	Hispanic	Total	Hispanic
White:	0	0	0	0	0	0		0
Black/African American:	0	0	0	0	0	0	0	0
Asian:	0	0	0	0	0	0	0	0
American Indian/Alaskan Native:	0	0	0	0	0	0	0	0
Native Hawaiian/Other Pacific Islander:	0	0	0	0	0	0	0	0
American Indian/Alaskan Native & White:	0	0	0	0	0	0	0	0
Asian White:	0	0	0	0	0	0	0	0
Black/African American & White:	0	0	0	0	0	0	0	0
American Indian/Alaskan Native & Black/African American:	0	0	0	0	0	0	0	0
Other multi-racial:	0	0	0	0	0	0	0	0
Asian/Pacific Islander:	0	0	0	0	0	0	0	0



U.S. Department of Housing and Urban Development  
 Office of Community Planning and Development  
 Integrated Disbursement and Information System  
 CDBG Activity Summary Report (GPR) for Program Year 2015  
 ORANGE COUNTY

Date: 28-Sep-2016  
 Time: 16:51  
 Page: 66

Hispanic:	0	0	0	0	0	0	0	0	0
<b>Total:</b>	<b>0</b>	<b>0</b>	<b>0</b>	<b>0</b>	<b>0</b>	<b>0</b>	<b>0</b>	<b>0</b>	<b>0</b>
Female-headed Households:	0		0		0				

*Income Category:*

	Owner	Renter	Total	Person
Extremely Low	0	0	0	0
Low Mod	0	0	0	0
Moderate	0	0	0	0
Non Low Moderate	0	0	0	0
Total	0	0	0	0
Percent Low/Mod				

**Annual Accomplishments**

No data returned for this view. This might be because the applied filter excludes all data.



U.S. Department of Housing and Urban Development  
 Office of Community Planning and Development  
 Integrated Disbursement and Information System  
 CDBG Activity Summary Report (GPR) for Program Year 2015  
 ORANGE COUNTY

Date: 28-Sep-2016  
 Time: 16:51  
 Page: 67

**PGM Year:** 2015  
**Project:** 0025 - Pedestrian Accessibility and Improvement Project Phase IV (Placentia)  
**IDIS Activity:** 2121 - City of Placentia - Pedestrian Accessibility and Improvements Phase IV

**Status:** Open  
**Location:** 401 E Chapman Ave Placentia, CA 92870-6101  
**Objective:** Create suitable living environments  
**Outcome:** Availability/accessibility  
**Matrix Code:** Sidewalks (03L)  
**National Objective:** LMA

**Initial Funding Date:** 10/28/2015

**Description:**  
 Funds will be used to assist the City's low to moderate-income target areas by constructing:1) 18 curb ramps, 2) 22,500 square feet of sidewalk and 3) 126 linear feet of curb and gutter.

**Financing**

	Fund Type	Grant Year	Grant	Funded Amount	Drawn In Program Year	Drawn Thru Program Year
CDBG	EN	2015	B15UC060504	\$50,000.00	\$0.00	\$0.00
<b>Total</b>	<b>Total</b>			<b>\$50,000.00</b>	<b>\$0.00</b>	<b>\$0.00</b>

**Proposed Accomplishments**  
 People (General) : 8,600  
 Total Population in Service Area: 10,235  
 Census Tract Percent Low / Mod: 79.78

**Annual Accomplishments**

Years	Accomplishment Narrative	# Benefiting
2015	Current status - Bid package has been completed and will go out to bid on September 1, 2016. Project has been extended through December 2016. cw 8/25/16	



U.S. Department of Housing and Urban Development  
Office of Community Planning and Development  
Integrated Disbursement and Information System  
CDBG Activity Summary Report (GPR) for Program Year 2015  
ORANGE COUNTY

Date: 28-Sep-2016  
Time: 16:51  
Page: 68

<b>PGM Year:</b>	2015				
<b>Project:</b>	0027 - Job Creation and Business Incentive Program (Placentia)				
<b>IDIS Activity:</b>	2122 - City of Placentia - Job Creation and Business Incentive Program				
<b>Status:</b>	Canceled 5/17/2016 5:22:03 PM	<b>Objective:</b>	Create economic opportunities		
<b>Location:</b>	401 E Chapman Ave Citywide Placentia, CA 92870-6101	<b>Outcome:</b>	Sustainability		
		<b>Matrix Code:</b>	ED Direct Financial Assistance to For-Profits (18A)	<b>National Objective:</b>	LMA

**Initial Funding Date:** 10/28/2015

**Description:**

Funds will be used to assist new or expanding businesses by providing them with financial assistance. Financial Assistance is in the form of a forgivable low-interest loan that is predicated on the creation of new jobs for low- and moderate income persons.

**Financing**

No data returned for this view. This might be because the applied filter excludes all data.

**Proposed Accomplishments**

Businesses : 2  
Total Population in Service Area: 10,235  
Census Tract Percent Low / Mod: 79.78

**Annual Accomplishments**

No data returned for this view. This might be because the applied filter excludes all data.



U.S. Department of Housing and Urban Development  
 Office of Community Planning and Development  
 Integrated Disbursement and Information System  
 CDBG Activity Summary Report (GPR) for Program Year 2015  
 ORANGE COUNTY

Date: 28-Sep-2016  
 Time: 16:51  
 Page: 69

**PGM Year:** 2015  
**Project:** 0026 - Neighborhood Facility Improvement Project (Placentia)  
**IDIS Activity:** 2123 - City of Placentia - Neighborhood Facility Improvement Project

**Status:** Open  
**Location:** 201 N Bradford Ave Placentia, CA 92870-5650

**Objective:** Create suitable living environments  
**Outcome:** Availability/accessibility  
**Matrix Code:** Neighborhood Facilities (03E) **National Objective:** LMA

**Initial Funding Date:** 10/28/2015

**Description:**  
 Funds will be used to improve the Backs Community Center by providing ADA accessible sinks, and tilets, ADA accessible restroom stalls and flooring and improvements to doors and entryways.

**Financing**

	Fund Type	Grant Year	Grant	Funded Amount	Drawn In Program Year	Drawn Thru Program Year
CDBG	EN	2015	B15UC060504	\$154,302.00	\$0.00	\$0.00
<b>Total</b>	<b>Total</b>			<b>\$154,302.00</b>	<b>\$0.00</b>	<b>\$0.00</b>

**Proposed Accomplishments**  
 Public Facilities : 1  
 Total Population in Service Area: 10,235  
 Census Tract Percent Low / Mod: 79.78

**Annual Accomplishments**

Years	Accomplishment Narrative	# Benefitting
2015	Current status - Preconstruction meeting was held on 6/1/16, project is underway. Contract has been extended through December 2016. cw 8/25/16	



U.S. Department of Housing and Urban Development  
 Office of Community Planning and Development  
 Integrated Disbursement and Information System  
 CDBG Activity Summary Report (GPR) for Program Year 2015  
 ORANGE COUNTY

Date: 28-Sep-2016  
 Time: 16:51  
 Page: 70

**PGM Year:** 2015  
**Project:** 0035 - Administration-Placentia (CDBG)  
**IDIS Activity:** 2124 - City of Placentia - Administration

Status: Completed 8/17/2016 11:20:41 AM  
 Location: ,

Objective:  
 Outcome:  
 Matrix Code: General Program Administration (21A)      National Objective:

**Initial Funding Date:** 06/08/2016

**Description:**  
 Funds will be used to administration of the City of Placentia HUD-sponsored programs and acitivites.

**Financing**

	Fund Type	Grant Year	Grant	Funded Amount	Drawn In Program Year	Drawn Thru Program Year
CDBG	EN	2015	B15UC060504	\$39,212.00	\$39,212.00	\$39,212.00
<b>Total</b>	<b>Total</b>			<b>\$39,212.00</b>	<b>\$39,212.00</b>	<b>\$39,212.00</b>

**Proposed Accomplishments**

**Actual Accomplishments**

*Number assisted:*

	Owner		Renter		Total		Person	
	Total	Hispanic	Total	Hispanic	Total	Hispanic	Total	Hispanic
White:					0	0		
Black/African American:					0	0		
Asian:					0	0		
American Indian/Alaskan Native:					0	0		
Native Hawaiian/Other Pacific Islander:					0	0		
American Indian/Alaskan Native & White:					0	0		
Asian White:					0	0		
Black/African American & White:					0	0		
American Indian/Alaskan Native & Black/African American:					0	0		
Other multi-racial:					0	0		
Asian/Pacific Islander:					0	0		
Hispanic:					0	0		
<b>Total:</b>	<b>0</b>	<b>0</b>	<b>0</b>	<b>0</b>	<b>0</b>	<b>0</b>	<b>0</b>	<b>0</b>
Female-headed Households:					0			

*Income Category:*

**Owner    Renter    Total    Person**





U.S. Department of Housing and Urban Development  
Office of Community Planning and Development  
Integrated Disbursement and Information System  
CDBG Activity Summary Report (GPR) for Program Year 2015  
ORANGE COUNTY

Date: 28-Sep-2016  
Time: 16:51  
Page: 71

Extremely Low			0	
Low Mod			0	
Moderate			0	
Non Low Moderate			0	
Total	0	0	0	0
Percent Low/Mod				

**Annual Accomplishments**

No data returned for this view. This might be because the applied filter excludes all data.



U.S. Department of Housing and Urban Development  
 Office of Community Planning and Development  
 Integrated Disbursement and Information System  
 CDBG Activity Summary Report (GPR) for Program Year 2015  
 ORANGE COUNTY

Date: 28-Sep-2016  
 Time: 16:51  
 Page: 72

**PGM Year:** 2015  
**Project:** 0033 - Administration-Metro Cities (CDBG)  
**IDIS Activity:** 2125 - City of Placentia - County Administration for Placentia

Status: Completed 8/2/2016 3:03:14 PM      Objective:  
 Location: ,      Outcome:  
    Matrix Code: General Program Administration (21A)      National Objective:

**Initial Funding Date:** 11/03/2015

**Description:**

Funds will be used for County's administration of City of Placentia HUD-sponsored programs, CAPER and ConPlan and AI.

**Financing**

	Fund Type	Grant Year	Grant	Funded Amount	Drawn In Program Year	Drawn Thru Program Year
CDBG	EN	2015	B15UC060504	\$48,047.26	\$48,047.26	\$48,047.26
	PI			\$1,864.74	\$1,864.74	\$1,864.74
<b>Total</b>	<b>Total</b>			<b>\$49,912.00</b>	<b>\$49,912.00</b>	<b>\$49,912.00</b>

**Proposed Accomplishments**

**Actual Accomplishments**

<i>Number assisted:</i>	<b>Owner</b>		<b>Renter</b>		<b>Total</b>		<b>Person</b>	
	Total	Hispanic	Total	Hispanic	Total	Hispanic	Total	Hispanic
White:					0	0		
Black/African American:					0	0		
Asian:					0	0		
American Indian/Alaskan Native:					0	0		
Native Hawaiian/Other Pacific Islander:					0	0		
American Indian/Alaskan Native & White:					0	0		
Asian White:					0	0		
Black/African American & White:					0	0		
American Indian/Alaskan Native & Black/African American:					0	0		
Other multi-racial:					0	0		
Asian/Pacific Islander:					0	0		
Hispanic:					0	0		
<b>Total:</b>	<b>0</b>	<b>0</b>	<b>0</b>	<b>0</b>	<b>0</b>	<b>0</b>	<b>0</b>	<b>0</b>
Female-headed Households:					0			



U.S. Department of Housing and Urban Development  
Office of Community Planning and Development  
Integrated Disbursement and Information System  
CDBG Activity Summary Report (GPR) for Program Year 2015  
ORANGE COUNTY

Date: 28-Sep-2016

Time: 16:51

Page: 73

*Income Category:*

	<b>Owner</b>	<b>Renter</b>	<b>Total</b>	<b>Person</b>
Extremely Low			0	
Low Mod			0	
Moderate			0	
Non Low Moderate			0	
Total	0	0	0	0
Percent Low/Mod				

**Annual Accomplishments**

No data returned for this view. This might be because the applied filter excludes all data.



U.S. Department of Housing and Urban Development  
 Office of Community Planning and Development  
 Integrated Disbursement and Information System  
 CDBG Activity Summary Report (GPR) for Program Year 2015  
 ORANGE COUNTY

Date: 28-Sep-2016  
 Time: 16:51  
 Page: 74

**PGM Year:** 2015  
**Project:** 0036 - Administration-Yorba Linda (CDBG)  
**IDIS Activity:** 2126 - City of Yorba Linda - Administration

**Status:** Completed 8/25/2016 10:17:40 AM  
**Location:** ,

**Objective:**  
**Outcome:**  
**Matrix Code:** General Program Administration (21A)      **National Objective:**

**Initial Funding Date:** 10/28/2015

**Description:**  
 Funds will be used to administration of the City of Yorba Linda HUD-sponsored programs and activities.

**Financing**

	Fund Type	Grant Year	Grant	Funded Amount	Drawn In Program Year	Drawn Thru Program Year
CDBG	EN	2015	B15UC060504	\$16,474.00	\$16,474.00	\$16,474.00
<b>Total</b>	<b>Total</b>			<b>\$16,474.00</b>	<b>\$16,474.00</b>	<b>\$16,474.00</b>

**Proposed Accomplishments**

**Actual Accomplishments**

*Number assisted:*

	Owner		Renter		Total		Person	
	Total	Hispanic	Total	Hispanic	Total	Hispanic	Total	Hispanic
White:					0	0		
Black/African American:					0	0		
Asian:					0	0		
American Indian/Alaskan Native:					0	0		
Native Hawaiian/Other Pacific Islander:					0	0		
American Indian/Alaskan Native & White:					0	0		
Asian White:					0	0		
Black/African American & White:					0	0		
American Indian/Alaskan Native & Black/African American:					0	0		
Other multi-racial:					0	0		
Asian/Pacific Islander:					0	0		
Hispanic:					0	0		
<b>Total:</b>	<b>0</b>	<b>0</b>	<b>0</b>	<b>0</b>	<b>0</b>	<b>0</b>	<b>0</b>	<b>0</b>
Female-headed Households:					0			

*Income Category:*

	Owner	Renter	Total	Person
--	-------	--------	-------	--------



U.S. Department of Housing and Urban Development  
Office of Community Planning and Development  
Integrated Disbursement and Information System  
CDBG Activity Summary Report (GPR) for Program Year 2015  
ORANGE COUNTY

Date: 28-Sep-2016  
Time: 16:51  
Page: 75

Extremely Low			0	
Low Mod			0	
Moderate			0	
Non Low Moderate			0	
Total	0	0	0	0
Percent Low/Mod				

**Annual Accomplishments**

No data returned for this view. This might be because the applied filter excludes all data.



U.S. Department of Housing and Urban Development  
 Office of Community Planning and Development  
 Integrated Disbursement and Information System  
 CDBG Activity Summary Report (GPR) for Program Year 2015  
 ORANGE COUNTY

Date: 28-Sep-2016  
 Time: 16:51  
 Page: 76

**PGM Year:** 2015  
**Project:** 0033 - Administration-Metro Cities (CDBG)  
**IDIS Activity:** 2127 - City of Yorba Linda - County Admin of Yorba Linda

Status: Completed 8/2/2016 3:02:15 PM  
 Location: ,

Objective:  
 Outcome:  
 Matrix Code: General Program Administration (21A)      National Objective:

**Initial Funding Date:** 10/28/2015

**Description:**  
 Funds will be used for County's administration of City of Yorba Linda HUD-sponsored programs, CAPER and ConPlan and AI.

**Financing**

	Fund Type	Grant Year	Grant	Funded Amount	Drawn In Program Year	Drawn Thru Program Year
CDBG	EN	2015	B15UC060504	\$5,380.75	\$5,380.75	\$5,380.75
	PI			\$15,793.25	\$15,793.25	\$15,793.25
<b>Total</b>	<b>Total</b>			<b>\$21,174.00</b>	<b>\$21,174.00</b>	<b>\$21,174.00</b>

**Proposed Accomplishments**

**Actual Accomplishments**

*Number assisted:*

	Owner		Renter		Total		Person	
	Total	Hispanic	Total	Hispanic	Total	Hispanic	Total	Hispanic
White:					0	0		
Black/African American:					0	0		
Asian:					0	0		
American Indian/Alaskan Native:					0	0		
Native Hawaiian/Other Pacific Islander:					0	0		
American Indian/Alaskan Native & White:					0	0		
Asian White:					0	0		
Black/African American & White:					0	0		
American Indian/Alaskan Native & Black/African American:					0	0		
Other multi-racial:					0	0		
Asian/Pacific Islander:					0	0		
Hispanic:					0	0		
<b>Total:</b>	<b>0</b>	<b>0</b>	<b>0</b>	<b>0</b>	<b>0</b>	<b>0</b>	<b>0</b>	<b>0</b>
Female-headed Households:					0			



U.S. Department of Housing and Urban Development  
Office of Community Planning and Development  
Integrated Disbursement and Information System  
CDBG Activity Summary Report (GPR) for Program Year 2015  
ORANGE COUNTY

Date: 28-Sep-2016

Time: 16:51

Page: 77

*Income Category:*

	<b>Owner</b>	<b>Renter</b>	<b>Total</b>	<b>Person</b>
Extremely Low			0	
Low Mod			0	
Moderate			0	
Non Low Moderate			0	
Total	0	0	0	0
Percent Low/Mod				

**Annual Accomplishments**

No data returned for this view. This might be because the applied filter excludes all data.



U.S. Department of Housing and Urban Development  
 Office of Community Planning and Development  
 Integrated Disbursement and Information System  
 CDBG Activity Summary Report (GPR) for Program Year 2015  
 ORANGE COUNTY

Date: 28-Sep-2016  
 Time: 16:51  
 Page: 78

**PGM Year:** 2015  
**Project:** 0028 - Neighborhood Improvement Program (Yorba Linda)  
**IDIS Activity:** 2128 - City of Yorba Linda - Neighborhood Improvement Program

**Status:** Completed 8/24/2016 4:38:12 PM      **Objective:** Provide decent affordable housing  
**Location:** 16751 Lake Forest Ln Yorba Linda, CA 92886-1509      **Outcome:** Affordability  
**Matrix Code:** Rehab; Single-Unit Residential (14A)      **National Objective:** LMH

**Initial Funding Date:** 10/28/2015

**Description:**  
 Funds will be used to assist minimum of 10 low and moderate-income qualified home owners with grants for interior and exterior improvements.

**Financing**

	Fund Type	Grant Year	Grant	Funded Amount	Drawn In Program Year	Drawn Thru Program Year
CDBG	EN	2015	B15UC060504	\$16,144.30	\$16,144.30	\$16,144.30
	PI			\$24,640.70	\$24,640.70	\$24,640.70
<b>Total</b>	<b>Total</b>			<b>\$40,785.00</b>	<b>\$40,785.00</b>	<b>\$40,785.00</b>

**Proposed Accomplishments**

Housing Units : 10

**Actual Accomplishments**

*Number assisted:*

	Owner		Renter		Total		Person	
	Total	Hispanic	Total	Hispanic	Total	Hispanic	Total	Hispanic
White:	11	2	0	0	11	2	0	0
Black/African American:	1	0	0	0	1	0	0	0
Asian:	0	0	0	0	0	0	0	0
American Indian/Alaskan Native:	0	0	0	0	0	0	0	0
Native Hawaiian/Other Pacific Islander:	0	0	0	0	0	0	0	0
American Indian/Alaskan Native & White:	0	0	0	0	0	0	0	0
Asian White:	0	0	0	0	0	0	0	0
Black/African American & White:	0	0	0	0	0	0	0	0
American Indian/Alaskan Native & Black/African American:	0	0	0	0	0	0	0	0
Other multi-racial:	0	0	0	0	0	0	0	0
Asian/Pacific Islander:	0	0	0	0	0	0	0	0
Hispanic:	0	0	0	0	0	0	0	0
<b>Total:</b>	<b>12</b>	<b>2</b>	<b>0</b>	<b>0</b>	<b>12</b>	<b>2</b>	<b>0</b>	<b>0</b>
Female-headed Households:	7		0		7			





U.S. Department of Housing and Urban Development  
 Office of Community Planning and Development  
 Integrated Disbursement and Information System  
 CDBG Activity Summary Report (GPR) for Program Year 2015  
 ORANGE COUNTY

Date: 28-Sep-2016  
 Time: 16:51  
 Page: 79

*Income Category:*

	<b>Owner</b>	<b>Renter</b>	<b>Total</b>	<b>Person</b>
Extremely Low	5	0	5	0
Low Mod	3	0	3	0
Moderate	4	0	4	0
Non Low Moderate	0	0	0	0
Total	12	0	12	0
Percent Low/Mod	100.0%		100.0%	

**Annual Accomplishments**

<b>Years</b>	<b>Accomplishment Narrative</b>	<b># Benefitting</b>
2015	<p>7/1/15 - 11/3/15 - 50 applicants on waiting list for rehabilitation and 4 units are in process, 8 units were completed with the following activities: roof repair/weatherproofing, exterior painting, weatherization of habitable structure. 2/11/16 cw</p> <p>Final GPR - Due to limited staffing, city was unable to process enough applications to deplete the balance of all funds. Complete 12 units. Remaining funds in the amount of \$9215 will be reprogrammed to next fiscal year. Completed activity in IDIS. cw 8/24/16</p>	



U.S. Department of Housing and Urban Development  
 Office of Community Planning and Development  
 Integrated Disbursement and Information System  
 CDBG Activity Summary Report (GPR) for Program Year 2015  
 ORANGE COUNTY

Date: 28-Sep-2016  
 Time: 16:51  
 Page: 80

**PGM Year:** 2015  
**Project:** 0029 - Historic Preservation (Yorba Linda)  
**IDIS Activity:** 2129 - City of Yorba Linda - Historic Preservation

**Status:** Open  
**Location:** Yorba Linda Town Center Yorba Linda, CA 92885  
**Objective:** Create suitable living environments  
**Outcome:** Availability/accessibility  
**Matrix Code:** Non-Residential Historic Preservation (16B)  
**National Objective:** LMA

**Initial Funding Date:** 10/28/2015

**Description:**  
 Funds will be used for the renovation, relocation or salvage of historic structures located within the boundaries of the Town Center Specific Plan area.

**Financing**

	Fund Type	Grant Year	Grant	Funded Amount	Drawn In Program Year	Drawn Thru Program Year
CDBG	EN	2015	B15UC060504	\$72,355.00	\$0.00	\$0.00
<b>Total</b>	<b>Total</b>			<b>\$72,355.00</b>	<b>\$0.00</b>	<b>\$0.00</b>

**Proposed Accomplishments**  
 Businesses : 1  
 Total Population in Service Area: 1,840  
 Census Tract Percent Low / Mod: 54.08

**Annual Accomplishments**

Years	Accomplishment Narrative	# Benefiting
2015	7/1/15 - 6/30/16 - Reviewed a list of historical structures located within the boundaries of the town center specific plan area to determine eligible and what action if any, will be necessary on each structure and site preparation. cw 7/21/16	



U.S. Department of Housing and Urban Development  
 Office of Community Planning and Development  
 Integrated Disbursement and Information System  
 CDBG Activity Summary Report (GPR) for Program Year 2015  
 ORANGE COUNTY

Date: 28-Sep-2016  
 Time: 16:51  
 Page: 81

**PGM Year:** 2015  
**Project:** 0030 - Senior Nutrition Program (Yorba Linda)  
**IDIS Activity:** 2130 - City of Yorba Linda - Senior Nutrition Program

**Status:** Completed 8/17/2016 10:50:30 AM      **Objective:** Create suitable living environments  
**Location:** 4845 Casa Loma Ave Citywide Yorba Linda, CA 92886-3364      **Outcome:** Availability/accessibility  
**Matrix Code:** Senior Services (05A)      **National Objective:** LMC

**Initial Funding Date:** 10/28/2015

**Description:**  
 Funds will be used to run the Senior Meals Program that provides the senior and disabled population in the area with nutritional meals and social interaction 5 days a week at the Yorba Linda Community Center.

**Financing**

	Fund Type	Grant Year	Grant	Funded Amount	Drawn In Program Year	Drawn Thru Program Year
CDBG	EN	2015	B15UC060504	\$28,236.00	\$28,236.00	\$28,236.00
<b>Total</b>	<b>Total</b>			<b>\$28,236.00</b>	<b>\$28,236.00</b>	<b>\$28,236.00</b>

**Proposed Accomplishments**

People (General) : 300

**Actual Accomplishments**

Number assisted:

	Owner		Renter		Total		Person	
	Total	Hispanic	Total	Hispanic	Total	Hispanic	Total	Hispanic
White:	0	0	0	0	0	0	200	30
Black/African American:	0	0	0	0	0	0	0	0
Asian:	0	0	0	0	0	0	41	0
American Indian/Alaskan Native:	0	0	0	0	0	0	0	0
Native Hawaiian/Other Pacific Islander:	0	0	0	0	0	0	0	0
American Indian/Alaskan Native & White:	0	0	0	0	0	0	0	0
Asian White:	0	0	0	0	0	0	0	0
Black/African American & White:	0	0	0	0	0	0	0	0
American Indian/Alaskan Native & Black/African American:	0	0	0	0	0	0	0	0
Other multi-racial:	0	0	0	0	0	0	8	0
Asian/Pacific Islander:	0	0	0	0	0	0	0	0
Hispanic:	0	0	0	0	0	0	0	0
<b>Total:</b>	<b>0</b>	<b>0</b>	<b>0</b>	<b>0</b>	<b>0</b>	<b>0</b>	<b>249</b>	<b>30</b>
Female-headed Households:	0		0		0			



U.S. Department of Housing and Urban Development  
 Office of Community Planning and Development  
 Integrated Disbursement and Information System  
 CDBG Activity Summary Report (GPR) for Program Year 2015  
 ORANGE COUNTY

Date: 28-Sep-2016  
 Time: 16:51  
 Page: 82

*Income Category:*

	<b>Owner</b>	<b>Renter</b>	<b>Total</b>	<b>Person</b>
Extremely Low	0	0	0	133
Low Mod	0	0	0	60
Moderate	0	0	0	56
Non Low Moderate	0	0	0	0
Total	0	0	0	249
Percent Low/Mod				100.0%

**Annual Accomplishments**

<b>Years</b>	<b>Accomplishment Narrative</b>	<b># Benefiting</b>
2015	7/1/15 - 12-31/15 - Served 6,996 meals to 196 unduplicated seniors during the first and second quarter. cw 4/12/16	
	Final GPR for 7/1/15 - 6/30/16 - Served 14,502 meals to 249 senior citizens. cw 8/4/16	
	Completed activity in IDIS. Expended all funds. cw 8/17/16	



U.S. Department of Housing and Urban Development  
Office of Community Planning and Development  
Integrated Disbursement and Information System  
CDBG Activity Summary Report (GPR) for Program Year 2015  
ORANGE COUNTY

Date: 28-Sep-2016

Time: 16:51

Page: 83

---

<b>Total Funded Amount:</b>	<b>\$54,766,236.13</b>
<b>Total Drawn Thru Program Year:</b>	<b>\$53,569,495.72</b>
<b>Total Drawn In Program Year:</b>	<b>\$2,291,660.49</b>

# PR 22 – Status of HOME/TCAP Activities



U.S. Department of Housing and Urban Development  
 Office of Community Planning and Development  
 Integrated Disbursement and Information System  
 Status of HOME Activities - Entitlement  
 ORANGE COUNTY, CA

DATE: 08-25-16  
 TIME: 15:38  
 PAGE: 1

IDIS - PR22

Tenure Type	Activity Type	IDIS Activity	Activity Address	Activity Status	Status Date	Total Units	Home Units	Initial Funding Date	Committed Amount	Drawn Amount	PCT
Rental	ACQUISITION AND REHABILITATION	2087	8329 Lola Ave , Stanton CA, 90680	Completed	09/14/15	1	1	10/28/14	\$250,000.00	\$250,000.00	100.00%
Rental	ACQUISITION AND REHABILITATION	2088	283 Laurel Ave , Brea CA, 92821	Completed	09/14/15	1	1	10/28/14	\$250,000.00	\$250,000.00	100.00%
Rental	ACQUISITION AND REHABILITATION	2089	802 Mathewson Ave , Placentia CA, 92870	Completed	09/14/15	1	1	11/04/14	\$245,000.00	\$245,000.00	100.00%
Rental	ACQUISITION AND NEW CONSTRUCTION	2057	8911 Katella Ave , Anaheim CA, 92804	Completed	08/16/16	26	11	06/19/13	\$1,463,176.47	\$1,463,176.47	100.00%
Rental	ACQUISITION AND NEW CONSTRUCTION	2086	9051 Katella Ave , Anaheim CA, 92804	Completed	08/16/16	11	11	04/14/14	\$2,075,864.08	\$2,075,864.08	100.00%
Tenant-Based Rental Assistance (TBRA)	TENANT-BASED RENTAL ASSISTANCE	2134	, ,	Open	07/27/16	0	1	07/19/16	\$700,000.00	\$100.00	0.01%

# PR 33 – HOME Match Liability Report



U.S. Department of Housing and Urban Development  
Office of Community Planning and Development  
Integrated Disbursement and Information System  
Home Matching Liability Report

DATE: 08-25-16  
TIME: 15:12  
PAGE: 1

ORANGE COUNTY, CA

Fiscal Year	Match Percent	Total Disbursements	Disbursements Requiring Match	Match Liability Amount
1998	25.0%	\$2,045,854.36	\$1,888,418.12	\$472,104.53
1999	25.0%	\$1,256,683.57	\$1,105,815.00	\$276,453.75
2000	25.0%	\$689,480.72	\$539,380.72	\$134,845.18
2001	25.0%	\$160,400.00	\$0.00	\$0.00
2002	25.0%	\$320,690.22	\$115,485.39	\$28,871.34
2003	25.0%	\$1,610,467.41	\$1,430,287.69	\$357,571.92
2004	25.0%	\$1,047,522.74	\$869,872.39	\$217,468.09
2005	25.0%	\$1,076,667.57	\$835,301.86	\$208,825.46
2006	25.0%	\$1,758,841.05	\$1,616,017.43	\$404,004.35
2007	25.0%	\$2,044,960.40	\$1,866,558.32	\$466,639.58
2008	25.0%	\$3,947,508.64	\$3,819,383.66	\$954,845.91
2009	25.0%	\$2,844,323.08	\$2,672,305.40	\$668,076.35
2010	25.0%	\$1,857,581.12	\$1,663,517.34	\$415,879.33
2011	25.0%	\$530,645.30	\$374,421.64	\$93,605.41
2012	25.0%	\$5,173,766.73	\$4,924,872.76	\$1,231,218.19
2013	25.0%	\$348,781.86	\$0.00	\$0.00
2014	25.0%	\$2,647,218.33	\$2,406,577.26	\$601,644.31

IDIS - PR33

U.S. Department of Housing and Urban Development  
Office of Community Planning and Development  
Integrated Disbursement and Information System  
Home Matching Liability Report

DATE: 08-25-16  
TIME: 15:12  
PAGE: 2

2015	25.0%	\$2,186,257.55	\$2,071,538.93	\$517,884.73
------	-------	----------------	----------------	--------------

# PR 91 – ESG Financial Summary



U.S. Department of Housing and Urban Development  
 Office of Community Planning and Development  
 Integrated Disbursement and Information System  
 PR91 - ESG Financial Summary  
 ORANGE COUNTY, CA  
 2014

DATE: 08-25-16  
 TIME: 14:13  
 PAGE: 1

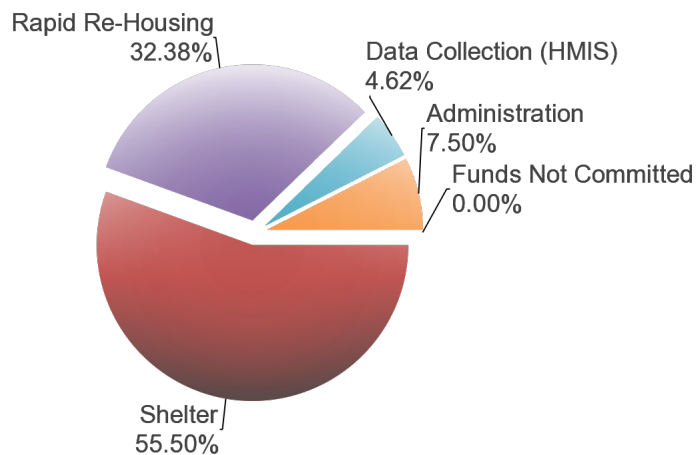
### ESG Program Level Summary

Grant Number	Total Grant Amount	Total Funds Committed	Total Funds Available to Commit	% of Grant Funds Not Committed	Grant Funds Drawn	% of Grant Funds Drawn	Available to Draw	% Remaining to Draw
E14UC060504	\$249,367.00	\$249,366.53	\$0.47	0.00%	\$249,366.53	100.00%	\$0.47	0.00%

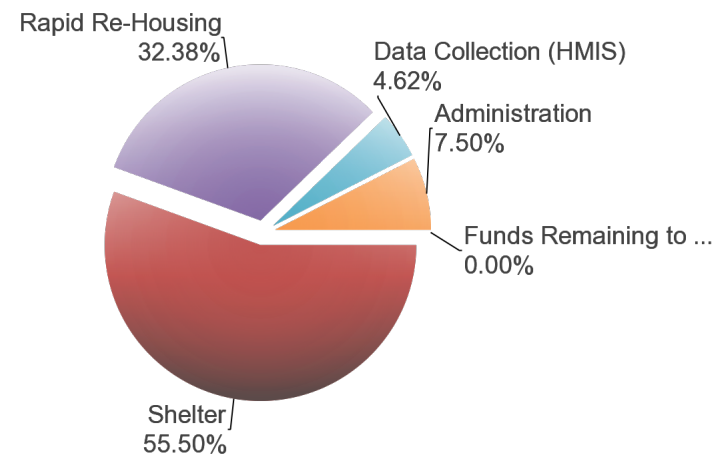
### ESG Program Components

Activity Type	Total Committed to Activities	% of Grant Committed	Drawn Amount	% of Grant Drawn
Street Outreach	\$0.00	0.00%	\$0.00	0.00%
Shelter	\$138,398.00	55.50%	\$138,398.00	55.50%
Homeless Prevention	\$0.00	0.00%	\$0.00	0.00%
Rapid Re-Housing	\$80,733.00	32.38%	\$80,733.00	32.38%
Data Collection (HMIS)	\$11,533.00	4.62%	\$11,533.00	4.62%
Administration	\$18,702.53	7.50%	\$18,702.53	7.50%
Funds Not Committed	\$0.47	0.00%	\$0.00	0.00%
Funds Remaining to Draw	\$0.00	0.00%	\$0.47	0.00%
<b>Total</b>	<b>\$249,367.00</b>	<b>100.00%</b>	<b>\$249,367.00</b>	<b>100.00%</b>

**Funds Committed**



**Funds Drawn**



Street Outreach    Shelter    Homeless Prevention    Rapid Re-Housing  
 Data Collection (HMIS)    Administration    Funds Not Committed    Funds Remaining to Draw

Street Outreach    Shelter    Homeless Prevention    Rapid Re-Housing  
 Data Collection (HMIS)    Administration    Funds Not Committed    Funds Remaining to Draw



U.S. Department of Housing and Urban Development  
 Office of Community Planning and Development  
 Integrated Disbursement and Information System  
 PR91 - ESG Financial Summary  
 ORANGE COUNTY, CA  
 2014

DATE: 08-25-16  
 TIME: 14:13  
 PAGE: 2

**24-Month Grant Expenditure Deadline**

All of the recipient's grant must be expended for eligible activity costs within 24 months after the date HUD signs the grant agreement with the recipient. Expenditure means either an actual cash disbursement for a direct charge for a good or service or an indirect cost or the accrual of a direct charge for a good or service or an indirect cost. This report uses draws in IDIS to measure expenditures. HUD allocated Fiscal Year 2011 ESG funds in two allocations. For FY2011, this Obligation Date is the date of the first allocation. This report does not list the Obligation Date, does not calculate the Expenditure Deadline, and does not track the Days Remaining for the FY 2011 second allocation.

**Grant Amount: \$249,367.00**

Grant Number	Draws to Date	HUD Obligation Date	Expenditure Deadline	Days Remaining to Meet Requirement Date	Expenditures Required
E14UC060504	\$249,366.53	07/21/2014	07/21/2016	(35)	\$0.47

**60% Cap on Emergency Shelter and Street Outreach**

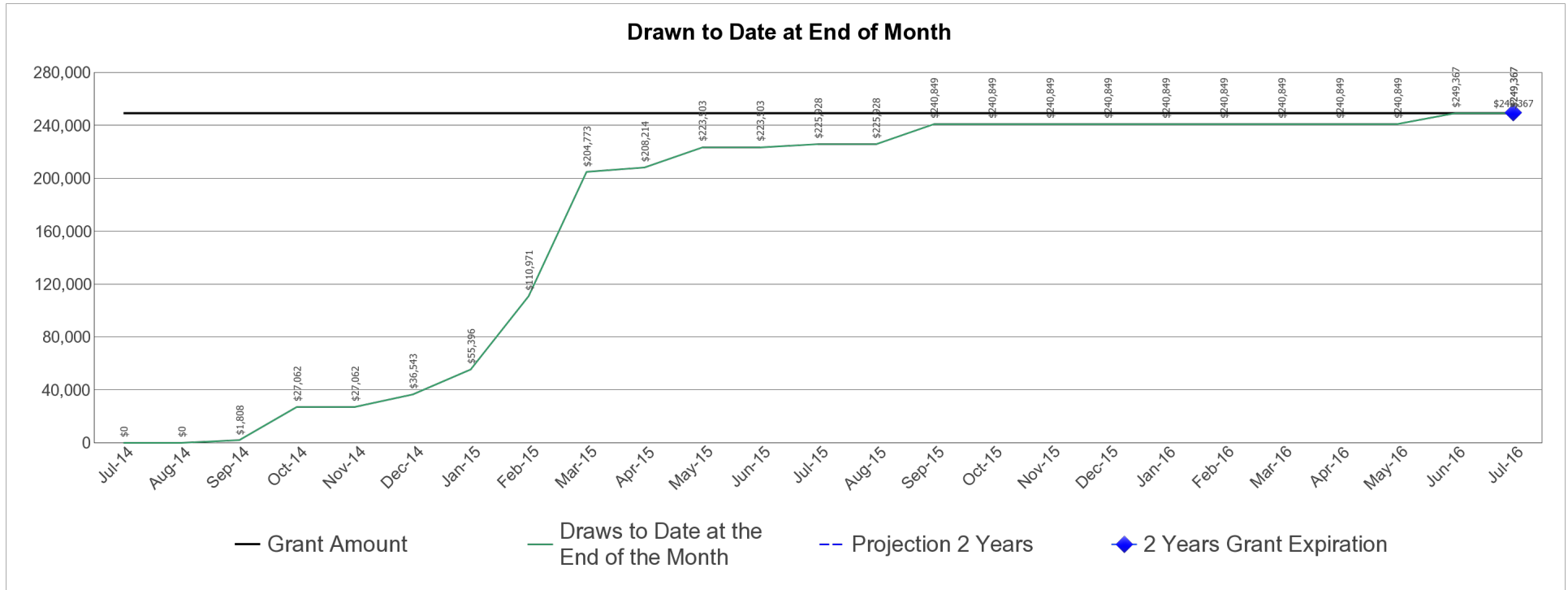
The cap refers to the total amount of the recipient's fiscal year grant, allowed for emergency shelter and street outreach activities, is capped at 60 percent. This amount cannot exceed the greater of: (1) 60% of the overall grant for the year; or, (2) the amount of Fiscal Year 2010 ESG funds committed for homeless assistance activities.

Amount Committed to Shelter	Amount Committed to Street Outreach	Total Amount Committed to Shelter and Street Outreach	% Committed to Shelter and Street Outreach	2010 Funds Committed to Homeless Assistance Activities	Total Drawn for Shelter and Street Outreach	% Drawn for Shelter and Street Outreach
\$138,398.00	\$0.00	\$138,398.00	55.50%	\$165,631.00	\$138,398.00	55.50%



**ESG Draws By Month (at the total grant level):**

Grant Amount: 249,367.00



**ESG Draws By Quarter (at the total grant level):**

Quarter End Date	Draws for the Quarter	Draws to Date at the End of the Quarter	% Drawn for the Quarter	% Drawn to Date at End of Quarter
09/30/2014	\$1,808.01	\$1,808.01	0.73%	0.73%
12/31/2014	\$34,735.02	\$36,543.03	13.93%	14.65%
03/31/2015	\$168,229.79	\$204,772.82	67.46%	82.12%
06/30/2015	\$18,730.36	\$223,503.18	7.51%	89.63%
09/30/2015	\$17,345.89	\$240,849.07	6.96%	96.58%
12/31/2015	\$0.00	\$240,849.07	0.00%	96.58%
03/31/2016	\$0.00	\$240,849.07	0.00%	96.58%
06/30/2016	\$8,517.46	\$249,366.53	3.42%	100.00%
09/30/2016	\$0.00	\$249,366.53	0.00%	100.00%



U.S. Department of Housing and Urban Development  
Office of Community Planning and Development  
Integrated Disbursement and Information System  
PR91 - ESG Financial Summary  
ORANGE COUNTY, CA  
2014

DATE: 08-25-16  
TIME: 14:13  
PAGE: 4

**ESG Subrecipient Commitments and Draws by Activity Category :**

Subrecipient	Activity Type	Committed	Drawn
ORANGE COUNTY	Shelter	\$138,398.00	\$138,398.00
	Rapid Re-Housing	\$80,733.00	\$80,733.00
	Data Collection (HMIS)	\$11,533.00	\$11,533.00
	Administration	\$18,702.53	\$18,702.53
	Total	\$249,366.53	\$249,366.53
	Total Remaining to be Drawn		\$0.00
	Percentage Remaining to be Drawn		0.00%



U.S. Department of Housing and Urban Development  
Office of Community Planning and Development  
Integrated Disbursement and Information System  
PR91 - ESG Financial Summary  
ORANGE COUNTY, CA  
2014

DATE: 08-25-16  
TIME: 14:13  
PAGE: 5

**ESG Subrecipients by Activity Category**

Activity Type	Subrecipient
Shelter	ORANGE COUNTY
Rapid Re-Housing	ORANGE COUNTY
Data Collection (HMIS)	ORANGE COUNTY
Administration	ORANGE COUNTY





U.S. Department of Housing and Urban Development  
 Office of Community Planning and Development  
 Integrated Disbursement and Information System  
 PR91 - ESG Financial Summary  
 ORANGE COUNTY, CA  
 2015

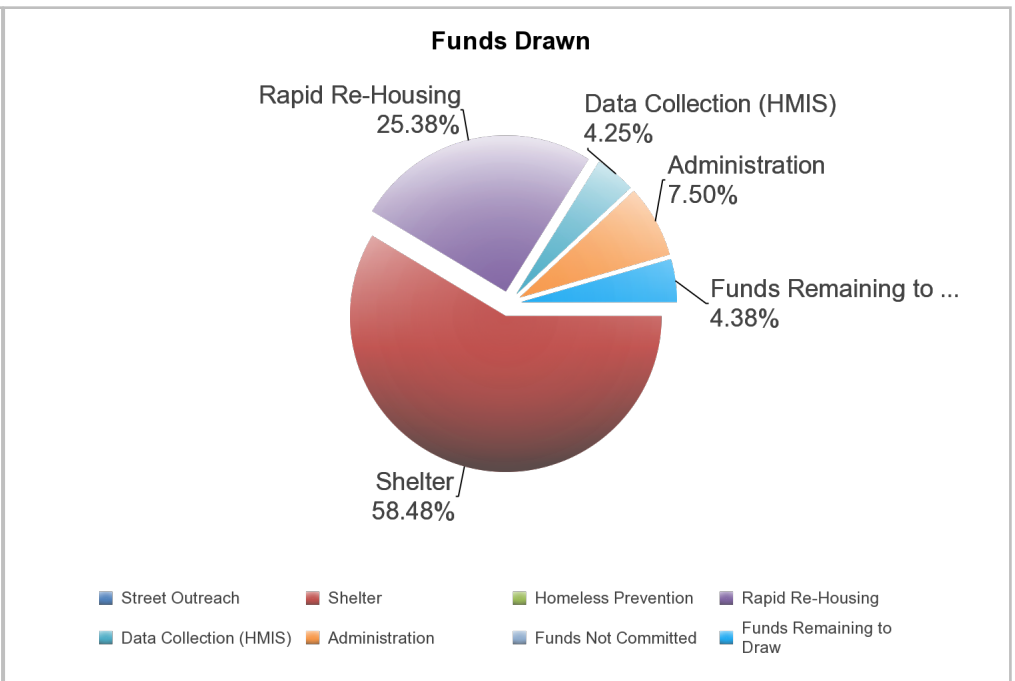
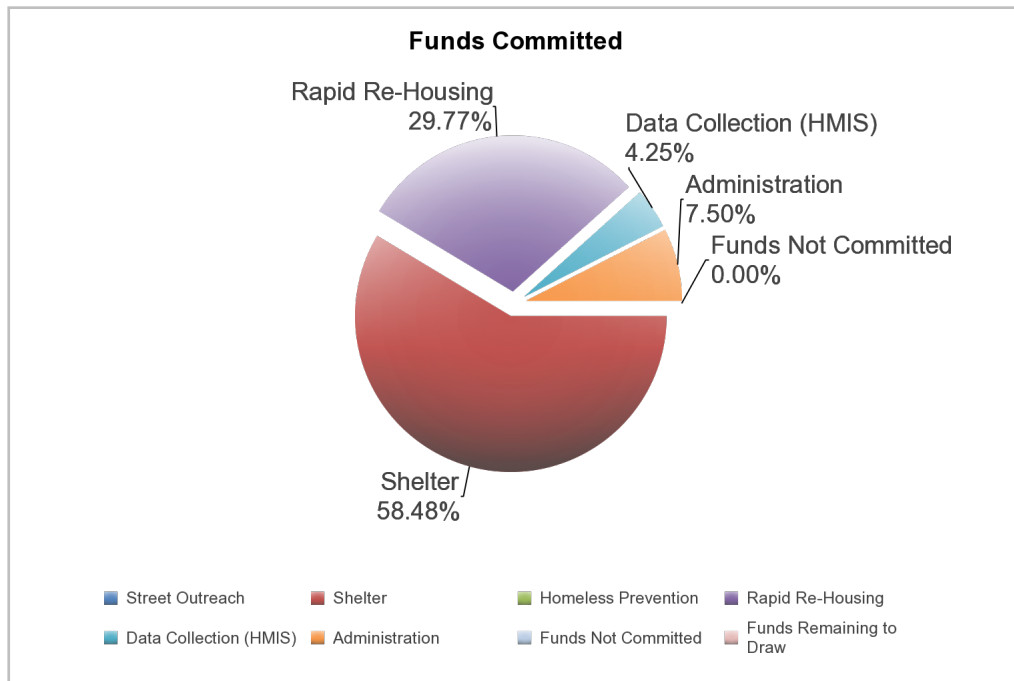
DATE: 08-25-16  
 TIME: 14:13  
 PAGE: 6

**ESG Program Level Summary**

Grant Number	Total Grant Amount	Total Funds Committed	Total Funds Available to Commit	% of Grant Funds Not Committed	Grant Funds Drawn	% of Grant Funds Drawn	Available to Draw	% Remaining to Draw
E15UC060504	\$271,224.00	\$271,223.80	\$0.20	0.00%	\$259,338.71	95.62%	\$11,885.29	4.38%

**ESG Program Components**

Activity Type	Total Committed to Activities	% of Grant Committed	Drawn Amount	% of Grant Drawn
Street Outreach	\$0.00	0.00%	\$0.00	0.00%
Shelter	\$158,616.00	58.48%	\$158,616.00	58.48%
Homeless Prevention	\$0.00	0.00%	\$0.00	0.00%
Rapid Re-Housing	\$80,733.00	29.77%	\$68,847.91	25.38%
Data Collection (HMIS)	\$11,533.00	4.25%	\$11,533.00	4.25%
Administration	\$20,341.80	7.50%	\$20,341.80	7.50%
Funds Not Committed	\$0.20	0.00%	\$0.00	0.00%
Funds Remaining to Draw	\$0.00	0.00%	\$11,885.29	4.38%
<b>Total</b>	<b>\$271,224.00</b>	<b>100.00%</b>	<b>\$271,224.00</b>	<b>100.00%</b>





U.S. Department of Housing and Urban Development  
 Office of Community Planning and Development  
 Integrated Disbursement and Information System  
 PR91 - ESG Financial Summary  
 ORANGE COUNTY, CA  
 2015

DATE: 08-25-16  
 TIME: 14:13  
 PAGE: 7

**24-Month Grant Expenditure Deadline**

All of the recipient's grant must be expended for eligible activity costs within 24 months after the date HUD signs the grant agreement with the recipient. Expenditure means either an actual cash disbursement for a direct charge for a good or service or an indirect cost or the accrual of a direct charge for a good or service or an indirect cost. This report uses draws in IDIS to measure expenditures. HUD allocated Fiscal Year 2011 ESG funds in two allocations. For FY2011, this Obligation Date is the date of the first allocation. This report does not list the Obligation Date, does not calculate the Expenditure Deadline, and does not track the Days Remaining for the FY 2011 second allocation.

**Grant Amount: \$271,224.00**

Grant Number	Draws to Date	HUD Obligation Date	Expenditure Deadline	Days Remaining to Meet Requirement Date	Expenditures Required
E15UC060504	\$259,338.71	09/15/2015	09/15/2017	386	\$11,885.29

**60% Cap on Emergency Shelter and Street Outreach**

The cap refers to the total amount of the recipient's fiscal year grant, allowed for emergency shelter and street outreach activities, is capped at 60 percent. This amount cannot exceed the greater of: (1) 60% of the overall grant for the year; or, (2) the amount of Fiscal Year 2010 ESG funds committed for homeless assistance activities.

Amount Committed to Shelter	Amount Committed to Street Outreach	Total Amount Committed to Shelter and Street Outreach	% Committed to Shelter and Street Outreach	2010 Funds Committed to Homeless Assistance Activities	Total Drawn for Shelter and Street Outreach	% Drawn for Shelter and Street Outreach
\$158,616.00	\$0.00	\$158,616.00	58.48%	\$165,631.00	\$158,616.00	58.48%



U.S. Department of Housing and Urban Development  
Office of Community Planning and Development  
Integrated Disbursement and Information System  
PR91 - ESG Financial Summary  
ORANGE COUNTY, CA  
2015

DATE: 08-25-16  
TIME: 14:13  
PAGE: 8

**ESG Draws By Month (at the total grant level):**

Grant Amount: 271,224.00

No data returned for this view. This might be because the applied filter excludes all data.

---

**ESG Draws By Quarter (at the total grant level):**

No data returned for this view. This might be because the applied filter excludes all data.



U.S. Department of Housing and Urban Development  
Office of Community Planning and Development  
Integrated Disbursement and Information System  
PR91 - ESG Financial Summary  
ORANGE COUNTY, CA  
2015

DATE: 08-25-16  
TIME: 14:13  
PAGE: 9



U.S. Department of Housing and Urban Development  
Office of Community Planning and Development  
Integrated Disbursement and Information System  
PR91 - ESG Financial Summary  
ORANGE COUNTY, CA  
2015

DATE: 08-25-16  
TIME: 14:13  
PAGE: 10

**ESG Subrecipient Commitments and Draws by Activity Category :**

Subrecipient	Activity Type	Committed	Drawn
ORANGE COUNTY	Shelter	\$158,616.00	\$158,616.00
	Rapid Re-Housing	\$80,733.00	\$68,847.91
	Data Collection (HMIS)	\$11,533.00	\$11,533.00
	Administration	\$20,341.80	\$20,341.80
	Total	\$271,223.80	\$259,338.71
	Total Remaining to be Drawn		\$11,885.09
	Percentage Remaining to be Drawn		4.38%



U.S. Department of Housing and Urban Development  
Office of Community Planning and Development  
Integrated Disbursement and Information System  
PR91 - ESG Financial Summary  
ORANGE COUNTY, CA  
2015

DATE: 08-25-16  
TIME: 14:13  
PAGE: 11

**ESG Subrecipients by Activity Category**

Activity Type	Subrecipient
Shelter	ORANGE COUNTY
Rapid Re-Housing	ORANGE COUNTY
Data Collection (HMIS)	ORANGE COUNTY
Administration	ORANGE COUNTY

**APPENDIX D**

**Publication**

**Notice/Proof of**

**Publication**

**PUBLIC NOTICE OF AVAILABILITY**

**ORANGE COUNTY  
CONSOLIDATED ANNUAL PERFORMANCE AND EVALUATION REPORT  
FOR FISCAL YEAR 2015-16**

**Date: September 2, 2016**

**TO ALL INTERESTED AGENCIES, GROUPS, AND PERSONS:**

The County of Orange, in compliance with Title I of the Cranston-Gonzalez National Affordable Housing Act of 1990 and the U.S. Department of Housing and Urban Development (HUD) directive CPD-98-018 dated March 6, 1998, has prepared a draft Consolidated Annual Performance and Evaluation Report (CAPER) for Fiscal Year 2014-15. The purpose of this notice is to provide the public a 15-day review period, beginning September 2, 2016 and ending September 22, 2016, to express their concerns and comments regarding the CAPER. The County of Orange is required to submit the FY 2015-16 CAPER to HUD by September 28, 2016.

**Consolidated Annual Performance and Evaluation Report (CAPER)**

The CAPER outlines the progress made in carrying out the proposed goals and objectives set forth in the FY 2015-16 OC Community Services Action Plan. The CAPER also provides an analysis of program expenditures, project accomplishments, subrecipient's performance and an assessment of what changes to policy or strategy may be in order.

The FY 2015-16 Action Plan identified the County of Orange's overall needs and priorities for affordable and supportive housing for low-moderate-income, and very low-income families. It also included the needs of homeless individuals and families, and outlined a short-term strategy to address those needs.

**Comments**

All interested agencies, groups, or individuals are invited to review the draft CAPER for FY 2015-16 and submit written comments for consideration. Copies are available at OC Community Services office, Email request to: [craig.fee@occr.ocgov.com](mailto:craig.fee@occr.ocgov.com). Reports are also available online at Orange County Libraries website at [www.ocpl.org](http://www.ocpl.org), and OC Community Services website at [www.occservices.org](http://www.occservices.org). Comments postmarked on or before September 22, 2016 will be received at:

OC Community Services  
Craig Fee, CD Manager  
1300 S. Grand, Building B  
Santa Ana, CA 92705

The County of Orange will consider all written comments received by September 22, 2016.

Publish: September 2, 2016 in the: *Orange County Register, Unidos, and Nguoi Viet.*



THE REGISTER

This space for filing stamp only

625 N GRAND AVE, SANTA ANA, CA 92701  
Telephone (714) 796-7000 / Fax (714) 796-6059

PROOF OF PUBLICATION

(2015.5 C.C.P.)

State of California )  
County of ORANGE ) ss

Notice Type: GPN - GOVT PUBLIC NOTICE

Ad Description:  
PUBLIC NOTICE OF AVAILABILITY ORANGE COUNTY CONSOLIDATED ANNUAL

I am a citizen of the United States and a resident of the State of California; I am over the age of eighteen years, and not a party to or interested in the above entitled matter. I am the principal clerk of the printer and publisher of the THE REGISTER, a newspaper published in the English language in the city of SANTA ANA, county of ORANGE, and adjudged a newspaper of general circulation as defined by the laws of the State of California by the Superior Court of the County of ORANGE, State of California, under date 11/19/1905, Case No. A21046. That the notice, of which the annexed is a printed copy, has been published in each regular and entire issue of said newspaper and not in any supplement thereof on the following dates, to-wit:

09/02/2016

Executed on: 09/02/2016  
At SANTA ANA ,CA

I certify (or declare) under penalty of perjury that the foregoing is true and correct.

*[Handwritten Signature]*  
\_\_\_\_\_  
Signature

CNS#: 2911912  
PUBLIC NOTICE OF AVAILABILITY  
ORANGE COUNTY CONSOLIDATED ANNUAL PERFORMANCE AND EVALUATION REPORT FOR FISCAL YEAR 2015-16

Date: September 2, 2016  
TO ALL INTERESTED AGENCIES, GROUPS, AND PERSONS:

The County of Orange, in compliance with Title I of the Cranston-Gonzalez National Affordable Housing Act of 1990 and the U.S. Department of Housing and Urban Development (HUD) directive CPD-98-018 dated March 6, 1998, has prepared a draft Consolidated Annual Performance and Evaluation Report (CAPER) for Fiscal Year 2014-15. The purpose of this notice is to provide the public a 15-day review period, beginning September 2, 2016 and ending September 22, 2016, to express their concerns and comments regarding the CAPER. The County of Orange is required to submit the FY 2015-16 CAPER to HUD by September 28, 2016.

**Consolidated Annual Performance and Evaluation Report (CAPER)**  
The CAPER outlines the progress made in carrying out the proposed goals and objectives set forth in the FY 2015-16 OC Community Services Action Plan. The CAPER also provides an analysis of program expenditures, project accomplishments, subrecipient's performance and an assessment of what changes to policy or strategy may be in order. The FY 2015-16 Action Plan identified the County of Orange's overall needs and priorities for affordable and supportive housing for low-moderate-income, and very low-income families. It also included the needs of homeless individuals and families, and outlined a short-term strategy to address those needs.

**Comments**  
All interested agencies, groups, or individuals are invited to review the draft CAPER for FY 2015-16 and submit written comments for consideration. Copies are available at OC Community Services office, Email request to: craig.fee@occr.ocgov.com. Reports are also available online at Orange County Libraries website at

www.ocpl.org, and OC Community Services website at www.occservices.org. Comments postmarked on or before September 22, 2016 will be received at:  
OC Community Services  
Craig Fee, CD Manager  
1300 S. Grand, Building B  
Santa Ana, CA 92705  
The County of Orange will consider all written comments received by September 22, 2016.  
9/2/16  
CNS-2911912#  
THE REGISTER



Email

\* A 0 0 0 0 0 4 2 0 4 5 9 0 \*

**California Newspaper Service Bureau®**

Daily Journal Corporation  
Public Notice Advertising Since 1934  
Tel 1-800-788-7840 • Fax 1-800-474-9444  
Local Offices and Representatives in:  
Los Angeles, Santa Ana, San Diego, Riverside/San Bernardino,  
San Francisco, Oakland, San Jose, Sacramento  
Special Services Available in Phoenix

**DECLARATION**

I am a resident of Los Angeles County, over the age of eighteen years and not a party to any or interested in the matter noticed.

The notice, of which the annexed is a printed copy appeared in the:

UNIDOS - OC


On the following dates:

September 2, 2016

I certify (or declare) under penalty of perjury that the foregoing is true and correct.

Dated at Los Angeles, California, this

2<sup>nd</sup> day of September 2016

  
Signature

2911918

*"The only Public Notice which is justifiable from the standpoint of true economy and the public interest, is that which reaches those who are affected by it"*



\* A 0 0 0 0 0 4 2 1 6 8 5 3 \*

**AVISO PÚBLICO DE DISPONIBILIDAD**

**INFORME CONSOLIDADO DEL RENDIMIENTO Y EVALUACIÓN ANUAL DEL CONDADO DE ORANGE PARA EL AÑO FISCAL 2015-16**

Fecha: 2 de Septiembre, 2016

**Atención a todas las agencias, grupos y personas interesadas:**

El Condado de Orange, en cumplimiento con la Ley Cranston-Gonzalez Título I de la Vivienda Asequible Nacional de 1990 y la Directiva CPD-98-018 del Departamento de Vivienda y Desarrollo Urbano (HUD) fechado el 6 de marzo, 1998, ha preparado un informe consolidado preliminar del rendimiento y evaluación anual (CAPER) para el año fiscal 2014-15. El propósito de esta notificación es proporcionar al público un período de revisión de 15 días, a partir del 6 de septiembre del 2016 hasta el 22 de septiembre del 2016, para expresar sus preocupaciones y observaciones sobre CAPER. Se requiere que el Condado de Orange presente el CAPER del año fiscal 2015-16 a HUD el 28 de septiembre, 2016.

**Informe Consolidado del Rendimiento y Evaluación Anual (CAPER)**

El CAPER describe los progresos realizados en el cumplimiento de las metas y objetivos propuestos e establecidos en el Plan de Acción de Servicios a la Comunidad OC del año fiscal 2015-16. El CAPER también proporciona un análisis de los gastos del programa, los logros del proyecto, el rendimiento del sub-receptor y una evaluación de los cambios a las pólizas o estrategias que estén en orden.

El Plan de Acción del año fiscal 2015-16 identificó las prioridades y necesidades generales de vivienda asequible y del apoyo para familias de ingresos moderados y de muy bajos ingresos del Condado de Orange. También incluye las necesidades de los individuos y familias sin hogar y esbozó una estrategia a corto plazo para hacer frente a esas necesidades.

**Comentarios**

Todos los organismos, grupos o individuos interesados están invitados a revisar el proyecto de CAPER para el año fiscal 2015-16 y presentar observaciones por escrito para su consideración. Las copias están disponibles en la oficina de Servicios a la Comunidad OC o pueden enviar la solicitud por correo electrónico a: craig.fee@occr.ocgov.com. Los informes también están disponibles en línea en el sitio web www.ocpl.org de Bibliotecas del Condado de Orange, y en el sitio web www.occservices.org de Servicios a la Comunidad OC. Comentarios con sello postal del 22 de septiembre, 2016 o antes, serán recibidos en:

OC Community Services  
Craig Fee, CD Manager  
1300 S. Grand, Building B  
Santa Ana, CA 92705

El Condado de Orange considerara todas las observaciones recibidas por escrito el 22 de septiembre, 2016.

9/2/16  
CNS-2911918 #  
UNIDOS (LA / OC) 10194015

# CALIFORNIA NEWSPAPER SERVICE BUREAU

## DAILY JOURNAL CORPORATION

Mailing Address : 915 E FIRST ST, LOS ANGELES, CA 90012  
Telephone (213) 229-5300 / Fax (213) 229-5481  
Visit us @ WWW.LEGALADSTORE.COM

CINDY WOLFE  
ORANGE CO COMMUNITY RESOURCES/ADMIN  
SERVICES  
1770 NORTH BROADWAY  
SANTA ANA, CA 92706-2642

### COPY OF NOTICE

Notice Type: GPN GOVT PUBLIC NOTICE  
Ad Description PUBLIC NOTICE OF AVAILABILITY ORANGE

To the right is a copy of the notice you sent to us for publication in the NGUOI VIET. Please read this notice carefully and call us with any corrections. The Proof of Publication will be filed with the County Clerk, if required, and mailed to you after the last date below. Publication date(s) for this notice is (are):

09/02/2016

The charge(s) for this order is as follows. An invoice will be sent after the last date of publication. If you prepaid this order in full, you will not receive an invoice.

#### Daily Journal Corporation

Serving your legal advertising needs throughout California. Call your local

BUSINESS JOURNAL, RIVERSIDE	(951) 784-0111
DAILY COMMERCE, LOS ANGELES	(213) 229-5300
LOS ANGELES DAILY JOURNAL, LOS ANGELES	(213) 229-5300
ORANGE COUNTY REPORTER, SANTA ANA	(714) 543-2027
SAN FRANCISCO DAILY JOURNAL, SAN FRANCISCO	(800) 640-4829
SAN JOSE POST-RECORD, SAN JOSE	(408) 287-4866
THE DAILY RECORDER, SACRAMENTO	(916) 444-2355
THE DAILY TRANSCRIPT, SAN DIEGO	(619) 232-3486
THE INTER-CITY EXPRESS, OAKLAND	(510) 272-4747

CNS 2911929

THONG BAO CHO CONG CHUNG VE  
SU SAN CO  
QUAN ORANGE  
BAO CAO HOP NHAT VE THANH  
TICH VA DANH GIA HANG NAM  
CHO TAI KHOA 2015-16

9/2/16  
CNS-2911929#  
NGUOI VIET

Ngày: 2 Tháng Chín, 2016

#### GỬI TẤT CẢ CÁC CƠ QUAN, NHÓM VÀ NGƯỜI CÓ QUAN TÂM:

Quận Orange, để tuân thủ theo Tựa Đề I của Đạo Luật Gia Cư Hợp Tái Tiên trên Toàn Quốc của Cranston-Gonzalez năm 1990 và chỉ thị của Ban Phát Triển Gia Cư và Đô Thị (HUD) Hoa Kỳ CPD-98-018 đề ngày 6 tháng Ba, 1998, đã soạn một bản thảo cho Báo Cáo Hợp Nhất về Thành Tích và Đánh Giá Hàng Năm (CAPER) cho Tài Khoản 2014-15. Mục đích của thông báo này là cho công chúng một thời kỳ duyệt xét là 15 ngày, bắt đầu vào ngày 2 tháng Chín, 2016 và chấm dứt vào ngày 22 tháng Chín, 2016, để bày tỏ các quan ngại và góp ý của họ về CAPER. Quận Orange bắt buộc phải nộp 2015-16 CAPER cho HUD trước ngày 28 tháng Chín, 2016.

#### Báo Cáo Hợp Nhất Về Thành Tích và Đánh Giá Hàng Năm (CAPER)

CAPER phác họa sự tiến bộ trong việc thi hành các mục tiêu và mục đích theo đề nghị như được nêu trong Tài Khoản 2015-16 của Kế Hoạch Hành Động Dịch Vụ Cộng Đồng OC. CAPER cũng cung cấp một bản phân tích về các chỉ tiêu của chương trình, các thành tựu của dự án, thành tích của những người nhận phụ và một bản đánh giá về những thay đổi nào trong chính sách hoặc sách lược có thể được thực hiện.

Kế Hoạch Hành Động của Tài Khoản 2015-16 đã nhận biết các nhu cầu tổng quát và ưu tiên của Quận Orange về gia cư hợp tái tiên và hỗ trợ cho các gia đình có lợi tức từ thấp tới vừa phải, và lợi tức rất thấp. Kế hoạch này cũng bao gồm nhu cầu của những cá nhân và các gia đình vô gia cư, và đã phác họa một sách lược ngắn hạn để giải quyết cho các nhu cầu đó.

#### Góp Ý

Tất cả các cơ quan, nhóm, hoặc cá nhân có sự lưu tâm đều được mời duyệt xét bản thảo CAPER cho Tài Khoản 2015-16 và nộp lên các văn bản góp ý để được xem xét. Các bản sao hiện có tại văn phòng Dịch Vụ Cộng Đồng OC, Email: yêu cầu tới: craig.fee@occr.ocgov.com. Các báo cáo cũng có trên mạng tại trang mạng của các Thư Viện Quận Orange tại www.ocpl.org, và trang mạng của Dịch Vụ Cộng Đồng OC tại www.ocservices.org. Các góp ý được đóng dấu bưu điện vào hoặc trước ngày 22 tháng Chín, 2016 sẽ được nhận tại:

OC Community Services  
Craig Fee, CD Manager  
1300 S. Grand, Building B Santa Ana,  
CA 92705

Quận Orange sẽ xem xét tất cả các bản góp ý nhận được trước ngày 22 tháng Chín, 2016. Xuất bản: Ngày 6 tháng Chín, 2016, trong: Orange County Register, Unidos, và Người Việt.



\* A 0 0 0 0 0 4 2 0 4 5 3 9 \*