

# **Draft Consolidated Annual Performance and Evaluation Report FY 2017-18**



**THE COVE**



**FOR CHRONICALLY HOMELESS  
VETERANS**

## **CR-05 - Goals and Outcomes**

### **Progress the jurisdiction has made in carrying out its strategic plan and its action plan. 91.520(a)**

This could be an overview that includes major initiatives and highlights that were proposed and executed throughout the program year.

The program year 2017-2018 County of Orange Consolidated Annual Performance and Evaluation Report (CAPER) reports on the County's performance and accomplishments relative to achieving its goals and objectives in the third year of its Five-Year 2015-2019 Consolidated Plan (CP). The CAPER describes and evaluates how Community Development Block Grant (CDBG), HOME Investment Partnerships (HOME), and Emergency Solutions Grant (ESG) funds, received from the U.S. Department of Housing and Urban Development (HUD), were expended to meet the CP five-year strategic goals for the reporting period July 1, 2017 to June 30, 2018.

Below is a summary of accomplishments made in FY 2017-2018:

#### **CDBG Funds:**

- A total of seventeen (17) public facilities & improvements projects were underway in FY 2017-18, of those, eight (8) were completed including six (6) extended project from FY 2016-17 and nine (9) are still underway. These projects included ADA accessibility improvements, alleys, curbs/gutters, sidewalks, senior center and community center and year-round emergency shelter improvements. A total of \$1,281,230 was expended for these projects.
- Nine (9) housing rehabilitations projects were underway and five (5) were completed expending a total of \$552,230.
- A total of seven (7) public service projects were undertaken and completed in program year 2017-18. Public services included senior services, health/ mental health services, employment and educational services, homeless shelters and programs, childcare services and youth services. A total of \$480,199 was expended.
- One (1) project, administration was under taken to affirmatively further fair housing; a total of \$50,000 was expended.

The County of Orange administers the HOME Program throughout the unincorporated areas of the County, in Urban County Participating Cities, and in entitlement cities. HOME funding is typically utilized to:

- Expand the affordable rental housing stock for homeless, low-income, and special needs households; and

- Provide shelter to homeless and low-income households through tenant-based rental assistance

In FY 2017-2018, the County allocated ESG funding to Mercy House to operate the emergency shelter, rapid re-housing program and HMIS for persons either at-risk of, or experiencing homelessness. A total of \$192,494 was expended in Federal ESG funds.

The following table is a condensed summary of activities undertaken and accomplishments represented by number of units (e.g., housing units, persons assisted, etc.), outlining the expected strategic goals and progress towards meeting these goals set forth in the FY 2015-19 Consolidated Plan and Annual Action Plan. The table has been revised to reflect actual outcomes from the IDIS accomplishment screens, IDIS PR23 and PR03 reports, and HMIS.

**Comparison of the proposed versus actual outcomes for each outcome measure submitted with the consolidated plan and explain, if applicable, why progress was not made toward meeting goals and objectives. 91.520(g)**

Categories, priority levels, funding sources and amounts, outcomes/objectives, goal outcome indicators, units of measure, targets, actual outcomes/outputs, and percentage completed for each of the grantee’s program year goals.

| Goal                    | Category   | Source / Amount               | Indicator   | Unit of Measure        | Expected – Strategic Plan | Actual – Strategic Plan | Percent Complete | Expected – Program Year | Actual – Program Year | Percent Complete |
|-------------------------|--|-------------------------------|---|------------------------|---------------------------|-------------------------|------------------|-------------------------|-----------------------|------------------|
| Enhance Quality of Life | Affordable Housing Non-Housing Community Development | CDBG: \$ / HOME: \$ / ESG: \$ | Public Facility or Infrastructure Activities other than Low/Moderate Income Housing Benefit | Persons Assisted       | 304245                    | 58692                   | 19.29%           | 89208                   | 58692                 | 65.79%           |
| Enhance Quality of Life | Affordable Housing Non-Housing Community Development | CDBG: \$ / HOME: \$ / ESG: \$ | Rental units rehabilitated  | Household Housing Unit | 0                         |                         |                  | 0                       |                       |                  |

|   |  |                               |  |                        |     |     |        |     |     |         |
|---|--|-------------------------------|--|------------------------|-----|-----|--------|-----|-----|---------|
| Enhance Quality of Life                 | Affordable Housing Non-Housing Community Development | CDBG: \$ / HOME: \$ / ESG: \$ | Homeowner Housing Rehabilitated                  | Household Housing Unit | 0   |     |        | 0   |     |         |
| Enhance Quality of Life                 | Affordable Housing Non-Housing Community Development | CDBG: \$ / HOME: \$ / ESG: \$ | Housing for Homeless added                       | Household Housing Unit | 0   | 0   |        | 0   | 0   |         |
| Enhance Quality of Life                 | Affordable Housing Non-Housing Community Development | CDBG: \$ / HOME: \$ / ESG: \$ | Housing for People with HIV/AIDS added           | Household Housing Unit | 0   | 0   |        | 0   | 0   |         |
| Expand Affordable Housing Opportunities | Affordable Housing                                   | CDBG: \$ / HOME: \$ / ESG: \$ | Rental units constructed                         | Household Housing Unit | 125 | 0   | 0.00%  | 14  | 0   | 0.00%   |
| Expand Affordable Housing Opportunities | Affordable Housing                                   | CDBG: \$ / HOME: \$ / ESG: \$ | Homeowner Housing Rehabilitated                  | Household Housing Unit | 800 | 162 | 20.25% | 163 | 162 | 99.39%  |
| Expand Affordable Housing Opportunities | Affordable Housing                                   | CDBG: \$ / HOME: \$ / ESG: \$ | Tenant-based rental assistance / Rapid Rehousing | Households Assisted    |     | 108 |        | 100 | 108 | 108.00% |

|                 |   |   |   |                        |       |      |        |      |      |         |
|-----------------|---|---|---|------------------------|-------|------|--------|------|------|---------|
| Public Services | Homeless<br>Non-Homeless<br>Special Needs | CDBG: \$<br>/<br>HOME:<br>\$ / ESG:<br>\$ | Public service activities<br>other than<br>Low/Moderate Income<br>Housing Benefit | Persons<br>Assisted    | 26000 | 8928 | 34.34% | 3670 | 8928 | 243.27% |
| Public Services | Homeless<br>Non-Homeless<br>Special Needs | CDBG: \$<br>/<br>HOME:<br>\$ / ESG:<br>\$ | Tenant-based rental<br>assistance / Rapid<br>Rehousing                            | Households<br>Assisted | 0     | 14   |        | 27   | 14   | 51.85%  |
| Public Services | Homeless<br>Non-Homeless<br>Special Needs | CDBG: \$<br>/<br>HOME:<br>\$ / ESG:<br>\$ | Homeless Person<br>Overnight Shelter  | Persons<br>Assisted    | 0     | 4161 |        | 1117 | 4161 | 372.52% |
| Public Services | Homeless<br>Non-Homeless<br>Special Needs | CDBG: \$<br>/<br>HOME:<br>\$ / ESG:<br>\$ | Overnight/Emergency<br>Shelter/Transitional<br>Housing Beds added                 | Beds                   | 0     | 0    |        | 0    | 0    |         |

**Table 1 - Accomplishments – Program Year & Strategic Plan to Date**

**Assess how the jurisdiction’s use of funds, particularly CDBG, addresses the priorities and specific objectives identified in the plan, giving special attention to the highest priority activities identified.**

The CAPER provides a detailed description of how the County provided new or improved availability/accessibility, affordability, sustainability of

the following goals for which funding was allocated:

- Expand and preserve the supply of affordable housing to create housing opportunities for low- and moderate-income households and homeless individuals and families
- Strengthen, preserve, and enhance the physical character and quality of life in Orange County's low- and moderate-income neighborhoods, including the housing stock and public infrastructure and facilities.
- Continue to build the capacity of residents to empower themselves and help strengthen their community, through the funding of needed public services for seniors, the homeless, and those at risk of homelessness.
- Planning and administration.

The Accomplishments Table above provides a summary of these priority goals and the County's success in meeting the established objectives set forth in the FY 2015-19 Consolidated Plan and Annual Action Plan. Unfortunately, as with most of the priority goals, the needs far outweigh the County's available resources which are not sufficient to address all of the needs of low- and moderate-income persons or special needs residents in the County's CPD program area.

During the FY 2017-2018, CDBG funding focused primarily on the highest plan priorities to address specific objectives including the improvements to public facilities, public services, ADA accessibility improvements, housing rehabilitation and activities furthering fair housing.

HOME funds were used to address housing priorities established in the FY 2015-19 Consolidated Plan.

ESG activities were directed at increasing services to homeless families and individuals by providing overnight shelter and rapid re-housing services for persons experiencing homelessness.

Several public facility/ infrastructure projects that are experiencing delays which is mostly due to the need to secure additional funding, increase in the cost of materials and/or labor, and in some instances, a lack of dedicated staff resources. These projects are currently underway and will

Report accomplishments in upcoming CAPER's.

For additional information please refer to the following Integrated Disbursement and Information System (IDIS) reports in the appendix:

- Summary of CDBG Activities (PR03)
- Status of HOME/TCAP Activities (PR 22)
- Financial Summary (PR26)
- HOME Matching Liability Report (PR33)
- ESG Financial Summary (PR91)

## CR-10 - Racial and Ethnic composition of families assisted

Describe the families assisted (including the racial and ethnic status of families assisted).

91.520(a)

|   | CDBG          | HOME      | ESG          |
|---|---------------|-----------|--------------|
| White                                     | 35,998        | 68        | 1,268        |
| Black or African American                 | 1,506         | 19        | 288          |
| Asian                                     | 10,417        | 5         | 69           |
| American Indian or American Native        | 668           | 0         | 287          |
| Native Hawaiian or Other Pacific Islander | 133           | 0         | 23           |
| <b>Total</b>                              | <b>48,722</b> | <b>92</b> | <b>1,935</b> |
| Hispanic                                  | 5,666         | 10        | 572          |
| Not Hispanic                              | 43,056        | 82        | 1,363        |

Table 2 – Table of assistance to racial and ethnic populations by source of funds

### Narrative

According to the 2017 Census, 72% of County residents are White, 34.2% Hispanic, 2.1% Black/African American, 21% Asian, .4% Native Hawaiian/other Pacific Islander and 4.5% other races.

Recipients in the above/below tables represent the diversity within the County that were assisted with HUD funded programs during the FY 2017-2018.

In the County, funds are utilized throughout all of the unincorporated areas as well as all participating cities/metro city under the County's CPD programs. When evaluating the ethnic/racial composition of families assisted in the table, White's appear to be represented at the highest level with regard to the three programs (77% of the total population). Hispanics were assisted at a rate of 10% of the total population.

When comparing the ethnic/racial mix of HOME program beneficiaries with the make-up of the population as a whole, White's appear to be over represented with regard to the HOME program (74% of families assisted), with 11% Hispanic).

The County is committed to allocating CDBG, HOME, and ESG funds to address community development needs of the lowest-income and most disadvantaged residents based upon the individual eligibility requirements of the specific CPD program. Assistance was targeted to populations residing in areas of low-income and minority concentrations. However, while projects and programs will target low-income and minority populations, they will not necessarily be limited geographically to areas where these populations are concentrated. Some service providers are not located in low/moderate-income census tracts; however, their services are designed and intended for low/moderated income clients.



**CR-15 - Resources and Investments 91.520(a)**

Identify the resources made available

| Source of Funds | Source | Resources Made Available | Amount Expended During Program Year |
|-----------------|--------|--------------------------|-------------------------------------|
| CDBG            | CDBG   | 6,874,819                | 5,081,412                           |
| HOME            | HOME   | 1,325,907                | 243,803                             |
| HOPWA           | HOPWA  |                          |                                     |
| ESG             | ESG    | 223,923                  | 192,494                             |
| Other           | Other  |                          |                                     |

**Table 3 - Resources Made Available**

**Narrative**

The table above illustrates the amount of funding “estimated” to be available for CDBG, HOME, and ESG for the 2017-2018 program year, but does not account for unspent prior year funds. The County had \$6,874,819 in CDBG resources (\$3,227,880 entitlement funds/\$286,608 PI/\$3,360,331 prior year), \$1,325,907 in HOME resources (\$744,255 entitlement funds/\$581,652 PI), and \$223,923 in ESG resources (\$215,408 entitlement funds/\$8,515 prior year) to allocate to projects to carry out the goals outlined in the County’s CP and Annual Action Plan.

Program Income (PI) is generated from repayments or other funding accrued and collected from previously funded CDBG and HOME projects and is allocated based on HUD’s program income requirements. During the 2017-2018 program year, the County received \$286,608 CDBG PI and \$581,652 HOME PI.

**Per IDIS Report PR26 – CDBG Financial Summary Report (2017-2018 program year) are as follows: Low/Mod Benefit for program year: 100%**

**Planning and Administration (Cap 20%): 16.93%**

**Public Service (Cap 15%): 13.61%**

The CDBG Expenditure Report, IDIS Report PR03, shows that the County’s CDBG program disbursed \$5,081,412 in program year 2017-2018. The ESG Financial Summary Report, IDIS Report PR91 shows that \$286,608 was disbursed in program year 2017-2018.

**Identify the geographic distribution and location of investments**

| Target Area | Planned Percentage of Allocation | Actual Percentage of Allocation | Narrative Description |
|-------------|----------------------------------|---------------------------------|-----------------------|
|             |                                  |                                 |                       |

**Table 4 – Identify the geographic distribution and location of investments**

**Narrative**

The “Urban County” of Orange is comprised of 11 cities with populations under 50,000 (participating cities), two “Metro” cities –Placentia and Yorba Linda – with populations over 50,000, and the unincorporated areas of Orange County. The 11 participating cities include Brea, Cypress, Dana Point, Laguna Beach, Laguna Hills, Laguna Woods, La Palma, Los Alamitos, Seal Beach, Stanton, and Villa Park. With populations over 50,000, Placentia and Yorba Linda are eligible to participate in the CPD programs as entitlement jurisdictions and receive funding directly from HUD. However, these cities have elected to join the Urban County for the overall implementation of these programs.

Currently, the County is using a competitive funding application process to distribute CDBG funds. The Funding Allocation Policy & Process (FAPP) is a planning document that is to utilize priorities listed in the Consolidated Plan to address local housing and Community development needs with Federal and local resources in preparing the Annual Action Plan (APP). Individual participating cities, County departments, are required to submit applications for funding. Housing & Community Development works with an Evaluation Committee to rank each application according to the Consolidated Plan priorities, urgency of needs, readiness of projects, experience of program/project administrators, and cost-effectiveness. Many factors, such as the administrative burden of the program, the number of eligible census block groups, annexations, and population growth in the participating cities, weigh into the analysis of the most efficient and effective way to distribute CPD funds to meet the high-priority activities outlined in this Consolidated Plan. The competitive basis for funding distribution has the advantage of flexibly dealing with the changing needs and geographic disparities in terms of needs and resources.

CDBG program funds will be distributed and expended based on program criteria. Housing rehabilitation programs will be provided on a citywide basis in each participating city and in the unincorporated County areas based on low and moderate income qualified residents. Supportive services will be available throughout the Urban County to low and moderate-income residents and persons with special needs. Public and infrastructure improvements will be located primarily in the Urban County’s low- and moderate-income areas. HOME funds will be distributed to

those projects that meet priority needs, are timely and meet other evaluation factors that indicate a strong probability the project will come to fruition. ESG funds and CDBG funds for Public Services will be awarded to projects using a noncompetitive process that will best serve the priority needs of homeless individuals, families, those at risk of becoming homeless and Public Services that serve the community operating County owned facilities.

## Leveraging

**Explain how federal funds leveraged additional resources (private, state and local funds), including a description of how matching requirements were satisfied, as well as how any publicly owned land or property located within the jurisdiction that were used to address the needs identified in the plan.**

The County leverages its CDBG, HOME, and ESG funds with other resources to increase the impact upon housing, community development, and homelessness issues. Given the extent and level of housing and other community and economic development needs in Orange County, it becomes essential that the limited resources made available through the CPD programs be leveraged with other resources. Many of the most successful affordable housing projects, community facilities, and public service programs were leveraged with other funds.

The CDBG regulations do not require a funding match for the program; however, the County strongly encourages leveraging of CDBG funds and gives priority consideration in the evaluation of proposed activities that leverage CDBG with other funding. Applicants requesting funds to support its programs and projects are asked to provide documentation of other funding sources they will use as leveraging to meet their needs. In the participating cities, CDBG funds are matched with city general funds and other local resources. For CDBG PFI Projects, Subrecipients are required to match funds if the project funding amount requested is over \$150,000, with a maximum request of \$350,000, the Subrecipient is required to match 20% of the total amount requested. For those project up to \$150,000, no match funding is required. Two of the CPD-funded programs, HOME and ESG (Federal and State), have matching fund requirements – HOME 25%, ESG 100%. ESG funds are matched dollar for dollar by sub-recipients. These regulatory matching requirements ensure the efficient use of the Federal funds through leveraging. HOME funds are leveraged with other gap financing sources. Developers identify and secure primary funding sources prior to HOME allocations being awarded. HOME funds are typically leveraged and matched with one or more of the following sources: low income housing tax credits, tax-exempt bond financing, housing successor agency funds, Federal Home Loan Bank Affordable Housing Program (AHP) funds, California Housing Finance Agency (CalHFA) funds, California Department of Housing and Community Development Multifamily Housing Program (MHP) funds, and, Mental Health Services Act (MHSA) funds.

In 2015, the Orange County Board of Supervisors approved the acquisition and rehabilitation of an emergency shelter site located at 1000 N. Kraemer Place, Anaheim. Multi-year Federal, State and local funding will be utilized to rehabilitate this site for a year round

emergency shelter and multi-service center for homeless families and individuals in Orange County.

Construction of Phase II was completed in August and is fully operational with bed space and services for 200 men and women. The facility is designed to provide safe shelter, basic needs, and access to support to move individuals out of homelessness and into permanent housing opportunities. Use of the second floor for the multi-service center and health clinic is pending a certificate of occupancy which is anticipated to be issued in September of 2018.

| <b>Fiscal Year Summary – HOME Match</b>  |        |
|--|--------|
| 1. Excess match from prior Federal fiscal year                                 | 82,292 |
| 2. Match contributed during current Federal fiscal year                        | 0      |
| 3. Total match available for current Federal fiscal year (Line 1 plus Line 2)  | 82,292 |
| 4. Match liability for current Federal fiscal year                             | 14,461 |
| 5. Excess match carried over to next Federal fiscal year (Line 3 minus Line 4) | 67,831 |

**Table 5 – Fiscal Year Summary - HOME Match Report**

| <b>Match Contribution for the Federal Fiscal Year</b> |                             |                                   |                                      |                                     |                                |  |                       |                    |
|---|-----------------------------|-----------------------------------|--------------------------------------|-------------------------------------|--------------------------------|--|-----------------------|--------------------|
| <b>Project No. or Other ID</b>                        | <b>Date of Contribution</b> | <b>Cash (non-Federal sources)</b> | <b>Foregone Taxes, Fees, Charges</b> | <b>Appraised Land/Real Property</b> | <b>Required Infrastructure</b> | <b>Site Preparation, Construction Materials, Donated labor</b> | <b>Bond Financing</b> | <b>Total Match</b> |
|   |                             |                                   |                                      |                                     |                                |  |                       |                    |

**Table 6 – Match Contribution for the Federal Fiscal Year**

**HOME MBE/WBE report**

| <b>Program Income – Enter the program amounts for the reporting period</b> |  |  |                                       |   |
|--|--|--|---------------------------------------|---|
| <b>Balance on hand at begin-ning of reporting period</b><br>\$             | <b>Amount received during reporting period</b><br>\$ | <b>Total amount expended during reporting period</b><br>\$ | <b>Amount expended for TBRA</b><br>\$ | <b>Balance on hand at end of reporting period</b><br>\$ |
| 1,281,492  | 586,993  | 34,948   | 0                                     | 1,833,537   |

**Table 7 – Program Income**

| <b>Minority Business Enterprises and Women Business Enterprises – Indicate the number and dollar value of contracts for HOME projects completed during the reporting period</b> |       |                                   |                           |                    |          |                    |
|---|-------|-----------------------------------|---------------------------|--------------------|----------|--------------------|
|   | Total | Minority Business Enterprises     |                           |                    |          | White Non-Hispanic |
|   |       | Alaskan Native or American Indian | Asian or Pacific Islander | Black Non-Hispanic | Hispanic |                    |
| <b>Contracts</b>  |       |                                   |                           |                    |          |                    |
| Dollar Amount   | 0     | 0                                 | 0                         | 0                  | 0        | 0                  |
| Number  | 0     | 0                                 | 0                         | 0                  | 0        | 0                  |
| <b>Sub-Contracts</b>  |       |                                   |                           |                    |          |                    |
| Number  | 0     | 0                                 | 0                         | 0                  | 0        | 0                  |
| Dollar Amount   | 0     | 0                                 | 0                         | 0                  | 0        | 0                  |
|   | Total | Women Business Enterprises        | Male                      |                    |          |                    |
| <b>Contracts</b>  |       |                                   |                           |                    |          |                    |
| Dollar Amount   | 0     | 0                                 | 0                         |                    |          |                    |
| Number  | 0     | 0                                 | 0                         |                    |          |                    |
| <b>Sub-Contracts</b>  |       |                                   |                           |                    |          |                    |
| Number  | 0     | 0                                 | 0                         |                    |          |                    |
| Dollar Amount   | 0     | 0                                 | 0                         |                    |          |                    |

**Table 8 - Minority Business and Women Business Enterprises**

| <b>Minority Owners of Rental Property – Indicate the number of HOME assisted rental property owners and the total amount of HOME funds in these rental properties assisted</b> |       |                                   |                           |                    |          |                    |
|--|-------|-----------------------------------|---------------------------|--------------------|----------|--------------------|
|  | Total | Minority Property Owners          |                           |                    |          | White Non-Hispanic |
|  |       | Alaskan Native or American Indian | Asian or Pacific Islander | Black Non-Hispanic | Hispanic |                    |
| Number   | 0     | 0                                 | 0                         | 0                  | 0        | 0                  |
| Dollar Amount  | 0     | 0                                 | 0                         | 0                  | 0        | 0                  |

**Table 9 – Minority Owners of Rental Property**

| <b>Relocation and Real Property Acquisition</b> – Indicate the number of persons displaced, the cost of relocation payments, the number of parcels acquired, and the cost of acquisition |       |                                   |                           |                    |          |                    |
|--|-------|-----------------------------------|---------------------------|--------------------|----------|--------------------|
| Parcels Acquired   |       | 0                                 |                           | 0                  |          |                    |
| Businesses Displaced   |       | 0                                 |                           | 0                  |          |                    |
| Nonprofit Organizations Displaced  |       | 0                                 |                           | 0                  |          |                    |
| Households Temporarily Relocated, not Displaced  |       | 0                                 |                           | 0                  |          |                    |
| Households Displaced   | Total | Minority Property Enterprises     |                           |                    |          | White Non-Hispanic |
|  |       | Alaskan Native or American Indian | Asian or Pacific Islander | Black Non-Hispanic | Hispanic |                    |
| Number   | 0     | 0                                 | 0                         | 0                  | 0        | 0                  |
| Cost   | 0     | 0                                 | 0                         | 0                  | 0        | 0                  |

**Table 10 – Relocation and Real Property Acquisition**



## CR-20 - Affordable Housing 91.520(b)

Evaluation of the jurisdiction's progress in providing affordable housing, including the number and types of families served, the number of extremely low-income, low-income, moderate-income, and middle-income persons served.

|  | One-Year Goal | Actual     |
|--|---------------|------------|
| Number of Homeless households to be provided affordable housing units      | 14            | 0          |
| Number of Non-Homeless households to be provided affordable housing units  | 260           | 108        |
| Number of Special-Needs households to be provided affordable housing units | 0             | 0          |
| <b>Total</b>   | <b>274</b>    | <b>108</b> |

Table 11 – Number of Households

|  | One-Year Goal | Actual     |
|--|---------------|------------|
| Number of households supported through Rental Assistance             | 0             | 0          |
| Number of households supported through The Production of New Units   | 14            | 108        |
| Number of households supported through Rehab of Existing Units       | 260           | 162        |
| Number of households supported through Acquisition of Existing Units | 0             | 0          |
| <b>Total</b>   | <b>274</b>    | <b>270</b> |

Table 12 – Number of Households Supported

**Discuss the difference between goals and outcomes and problems encountered in meeting these goals.**

HOME funds are currently set-aside to fund Permanent Supportive Housing activities under the County's 2016 Permanent Supportive Housing Notice of Funding Availability (NOFA). In March 2018, the County added additional HOME funds and 100 Project Based Vouchers to the 2016 NOFA. In FY 2017-2018 the County approved HOME funds for Della Rosa, a 50-unit permanent supportive housing development in the City of Westminster. The County created a new opportunity for 108 households by providing HOME funded tenant based rental assistance (TBRA).

**Discuss how these outcomes will impact future annual action plans.**

In FY 2017-18, the County produced six (6) VASH project based vouchers for new units for low-income households in Orange County. HOME funds are currently set-aside to fund Permanent Supportive

Housing activities under the County’s 2016 Permanent Supportive Housing Notice of Funding Availability (NOFA). In FY 2017-2018 approved HOME funds for permanent supportive housing development in the City of Westminster.

**Include the number of extremely low-income, low-income, and moderate-income persons served by each activity where information on income by family size is required to determine the eligibility of the activity.**

| <b>Number of Households Served</b> | <b>CDBG Actual</b> | <b>HOME Actual</b> |
|------------------------------------|--------------------|--------------------|
| Extremely Low-income               | 58                 | 108                |
| Low-income                         | 51                 | 0                  |
| Moderate-income                    | 53                 | 0                  |
| <b>Total</b>                       | <b>162</b>         | <b>108</b>         |

**Table 13 – Number of Households Served**

**Narrative Information**

See above.

## **CR-25 - Homeless and Other Special Needs 91.220(d, e); 91.320(d, e); 91.520(c)**

**Evaluate the jurisdiction's progress in meeting its specific objectives for reducing and ending homelessness through:**

### **Reaching out to homeless persons (especially unsheltered persons) and assessing their individual needs**

The goals include reaching out to homeless persons (especially unsheltered persons) and assessing their individual needs, which includes opening a year-round emergency shelter/service center site and deploying resources to place homeless in permanent supportive housing.

Since 1998, the County of Orange has had a comprehensive, coordinated, and regional Continuum of Care strategy that includes participation of all 34 cities in Orange County, County Agencies, the County's homeless housing and service providers, and other community groups, including non-profits, local governmental agencies, faith-based organizations, the homeless and formerly homeless, interested business leaders, schools and other stakeholders to identify the gaps and unmet needs of the County's homeless. Homeless needs and priorities continue to be identified through the County's Continuum of Care (CoC) system. The CoC Committees formed are public and inclusive to participation of all stakeholders including homeless and formerly homeless individuals. In addition, the CoC consults with and engages homeless individuals to participate in the Point-in-Time Count and Survey of the homeless and the committees and working groups of the CoC Board to address the emergency shelter and transitional housing needs of homeless persons.

### **Addressing the emergency shelter and transitional housing needs of homeless persons**

The County allocated \$199,252 in ESG funds and \$302,084 in CDBG funds during FY 2017-18 for essential services, operations, emergency shelter, showers, and meals for homeless clients. The County operates the "Armory Emergency Shelter Program," which allows for emergency shelter for approximately five months out of the year, serving a maximum capacity of 400 individuals nightly, divided between two locations.

**Helping low-income individuals and families avoid becoming homeless, especially extremely low-income individuals and families and those who are: likely to become homeless after being discharged from publicly funded institutions and systems of care (such as health care facilities, mental health facilities, foster care and other youth facilities, and corrections programs and institutions); and, receiving assistance from public or private agencies that address housing, health, social services, employment, education, or youth needs**

The goal of the current model of homeless case management is to move clients towards self-sufficiency and a permanent home. This current system model works well when partnered with a variety of

supportive services that can prevent a client against future homelessness. In Orange County, a variety of private, federal, state and county-funded programs offer job training courses, child care, work-appropriate clothing, food bags and/or meals, among other services. Many of these services follow clients through their shelter stay(s), and sometimes even after they have found permanent housing. The variety of non-profit service providers that have formed in Orange County over the last 30 years has meant that many different types of clients can be served simultaneously. Each provider tends to specialize in a particular type of client in order to tailor services effectively. Currently served populations include, but are not limited to: families, victims of domestic violence, veterans, chronically homeless men and women, individuals with mental health issues and their families, and individuals with physical and developmental disabilities and their families.

The CoC Board has committees that focus on the subpopulations such as veteran, families, etc. With Coordinated Entry there is additional focus on creating the correct system/s for the County as well as the subpopulations and their diverse needs. Coordinated Entry was launched in 2015 focusing initially on Permanent Supportive Housing then incorporating Rapid Rehousing. There are over 17 outreach/in-reach teams throughout the County doing assessments using the VI-SPDAT and then working the clients through their housing and stabilization process.

Historically, the most difficult clients to house are the chronically homeless. Chronically homeless people generally have a disability that requires significant and costly support. One program that is developing permanent housing units tied to supportive services is the Mental Health Services Act (MHSA) Housing Program. Orange County was allocated \$33 million to provide additional housing for the homeless mentally ill. In addition to the MHSA Housing Program, other housing and supportive services are provided through the MHSA Community Services and Supports component of the MHSA for clients enrolled in a Full Service Partnership Program. Clients of these programs must be seriously mentally ill adults or older adults or seriously mentally ill/seriously emotionally disturbed children and youth. The programs are client and family-driven and provide flexible resources that are tailored to each client's specific needs. Additionally, the County adopted an Affordable Housing Strategic Plan and allocated \$8 million in Federal HOME and local funds for the development of Permanent Supportive Housing for the homeless through a Notice of Funding Availability. Additionally, all CoC Permanent Supportive Housing (PSH) projects are dedicated for the chronically homeless.

**Helping homeless persons (especially chronically homeless individuals and families, families with children, veterans and their families, and unaccompanied youth) make the transition to permanent housing and independent living, including shortening the period of time that individuals and families experience homelessness, facilitating access for homeless individuals and families to affordable housing units, and preventing individuals and families who were recently homeless from becoming homeless again**

The most fundamental risk factor for becoming homeless is acute poverty. Orange County has dozens of organizations, both private and public, providing resources to those at risk of homelessness. The

solutions to developing a system capable of ensuring that people have the right resources to remain housed generally involve a continued high level of supportive services once an individual or family has been placed in permanent housing.

The CoC Board has developed action plans and is reviewing its structure to ensure it is more effectively creating systems of care that are formally linked and coordinated with the various existing systems such as those listed in the prompt. The Coordinated Entry System (CES) is being developed to meet the needs of the various subpopulation (re-entry, LGBTQ, TAY, DV, medically fragile, etc.) Implementation of the Mental Health Services Act in Orange County has provided a large array of supportive services for those who are homeless or at high-risk of homelessness as well as having a serious mental illness. Supportive services include, but are not limited to, employment services, mentoring, in-home crisis stabilization, education and training, centralized assessment team services, recovery centers, residential treatment, a wellness center, and a transitional age youth discovery program.

## **CR-30 - Public Housing 91.220(h); 91.320(j)**

### **Actions taken to address the needs of public housing**

The public housing needs of Urban Orange County residents are met by the Orange County Housing Authority (OCHA), a division within Orange County Community Resources and the Housing and Community Development Division. There are no public housing projects in the Urban County program, however OCHA provides tenant-based and project-based housing assistance to residents in the Urban County.

### **Actions taken to encourage public housing residents to become more involved in management and participate in homeownership**

OCHA has established a Resident Advisory Board with the membership representing the residents assisted by OCHA. The Board was consulted in the development of OCHA's Five-Year and Annual Public Housing Agency Plans. In addition, OCHA provides homeownership opportunities to eligible participants in the Housing Choice Voucher Program and there are currently six households receiving assistance in paying their mortgage in this program.

### **Actions taken to provide assistance to troubled PHAs**

Not Applicable.

## **CR-35 - Other Actions 91.220(j)-(k); 91.320(i)-(j)**

**Actions taken to remove or ameliorate the negative effects of public policies that serve as barriers to affordable housing such as land use controls, tax policies affecting land, zoning ordinances, building codes, fees and charges, growth limitations, and policies affecting the return on residential investment. 91.220 (j); 91.320 (i)**

In January 2009, the Orange County Board of Supervisors amended the Housing Opportunities Overlay Regulations to expand the Overlay to high density multi-family residential districts located along arterial highways. Originally adopted in 2006, the Housing Opportunities Overlay Regulations permit the “by-right” development of affordable housing units on commercial, industrial and certain high density residential zoned sites through an administrative approval process.

The County and participating cities have also worked to address the issues surrounding barriers to affordable housing development through the Housing Element process required by the State of California. The California Department of Housing and Community Development (HCD) must review the Housing Element for compliance with State law. Among other things, each jurisdiction’s Housing Element is required to identify opportunity sites with land use controls that facilitate affordable housing development. Another key component of HCD review is the extent of government policies that act as barriers to housing development, especially affordable housing development, and the jurisdiction’s commitment to eliminating or mitigating the barriers.

Each jurisdiction in California (including all participating cities and the County of Orange) adopts a housing element as a required component of the general plan. The County of Orange 2014-2021 Housing Element was adopted in December 2013. The document includes specific actions to facilitate affordable housing.

The County has also approved a Zoning Code amendment that allows emergency shelters “by-right” (with no public hearing requirement) in commercial and industrial zoned areas. To address neighborhood on affordable housing, Housing & Community Development encourages all developers to work closely with local residents and community groups. The County’s 2014-21 Housing Element establishes an action that the County’s Affordable Housing Project Manager and Housing & Community Development staff will work cooperatively with other governmental agencies, business groups, universities, environmental organizations, housing advocates and the development community to increase public awareness of the importance of affordable housing to the County’s long-term viability.

**Actions taken to address obstacles to meeting underserved needs. 91.220(k); 91.320(j)**

One of the greatest challenges in meeting the underserved needs of low- and moderate-income persons is having limited financial resources. The County must weigh and balance the input from different groups and assign funding priorities that best bridge the gaps in the County’s service delivery system. While other goals the County has set are also important, for the purposes of the Consolidated Plan, only

those which are anticipated to be funded with CPD funding programs (CDBG, HOME, and ESG) during the five-year planning cycle are indicated to be high priorities. The County utilizes other funding sources to meet goals that are not considered high priority in the Consolidated Plan. The County established priorities for allocating CPD funds based on a number of criteria, including:

- Urgency of needs
- Cost efficiency
- Eligibility of activities/programs
- Availability of other funding sources to address specific needs
- Funding program limitations
- Capacity and authority for implementing actions
- Consistency with countywide goals, policies, and efforts

**Actions taken to reduce lead-based paint hazards. 91.220(k); 91.320(j)**

Estimates show that approximately 93,077 housing units within the County’s jurisdiction were constructed prior 1978. Although the level of hazardous incidents involving lead-based paint is relatively low compared to other urban areas, the County still takes a proactive approach in lead-based paint removal. Under the guidance of HUD’s Lead Safe Housing Regulations, Housing & Community Development works closely with state certified service providers and homeowners participating in housing rehabilitation programs to safely and effectively identify, evaluate, and remove lead-based paint hazards.

**Actions taken to reduce the number of poverty-level families. 91.220(k); 91.320(j)**

In the Urban County, 15,504 households (or 8 percent of all households) earned less than 30 percent of the Area Median Income (AMI), according to CHAS. Of these, 76 percent experienced housing problems such as cost burden or overcrowding. The challenges associated with poverty – stress, strained family relationships, substandard housing, lower educational attainment, limited employment skills, unaffordable child care, and transportation difficulties – make it hard for low income families to obtain and maintain employment, and therefore, housing and basic needs.

Economic stability can have lasting and measurable benefits for both parents and children. The County seeks to reduce the number of people living in poverty (extremely low-income households earning less than 30 percent of the AMI) by providing a number of programs, including housing assistance, supportive services, economic development assistance, and job training opportunities. The County will continue to leverage opportunities to support funding for Community Based Development



Organizations, cities, and other groups to provide training and employment opportunities to extremely low-income persons. In collaboration with the County's Workforce Investment Board (OCWIB), the County will continue to offer outreach and training to poverty level families and individuals. Through the CoC system, the County will work with the OCWIB job-training providers to ensure that low- and moderate-income persons are trained with employable skills with the potential to earn higher wages. In addition, the County Section 8 Housing Choice Voucher Program provides assisted families an incentive for employment opportunities through its Family Self Sufficiency (FSS) Program: The FSS Program participants receive resources and are taught job skills that enable them to gain employment and become self-sufficient. The County of Orange has several departments that are involved in some aspect of providing economic development opportunities (e.g., job training, provision of jobs, adding value to communities) to their clientele. In addition, the Orange County Business Council and the County Executive Office have completed an inventory of county resources and coordinate the provision of funds and services.

The goals and strategies contained in this Consolidated Plan for funding for housing and human services programs often directly address poverty issues. The County's funding (CDBG and ESG) of human service programs for basic needs, food distribution, and case management for homeless and those at risk of homelessness support the goals and strategies of reducing poverty. In addition, housing costs often consume a large portion of lower-income households' monthly income. This creates a housing cost burden, leaving less money accessible for other necessities. As such, the County's efforts to create new affordable housing, both permanent and transitional, and rehabilitate existing housing contribute to curbing poverty in the County. In the area of housing, the County, in partnership with other governmental agencies, private non-profit, and for profit agencies, has been successful in addressing the areas of affordable housing needs.

### **Actions taken to develop institutional structure. 91.220(k); 91.320(j)**

The institutional structure, through which the Consolidated Plan will be implemented, includes various agencies of County government, participating cities, nonprofit organizations, and private industry. OC Community Services has oversight responsibility for the Consolidated Plan/Annual Plan processes. OC Community Services is a component of OC Community Resources, which consists of OC Animal Care, OC Community Services, OC Parks, and OC Public Libraries, which are part of the County of Orange.

In addition, the County has developed a comprehensive, coordinated, and regional Continuum of Care (CoC) strategy that includes the participation of all thirty-four cities in the County, County Agencies, the County's homeless housing and service providers, and other community groups (including non-profits, local governmental agencies, faith-based organizations, the homeless and formerly homeless, interested business leaders, schools, and many other stakeholders) to identify the gaps and unmet needs of the County's homeless.

Orange County's CoC planning process is continually sustained with regular community wide efforts. Throughout the year the Commission to End Homelessness, and other interested parties, continue the

process of identifying gaps and priority needs, and examining new strategies to strengthen the current system of care. This planning process includes identification of the greatest needs facing the homeless of Orange County and assessing the funding priorities to address these needs.

Since 1996, this public/private planning process has resulted in the allocation of over \$274 million in federal homeless assistance funds for Orange County. HUD CoC funds are leveraged with federal, state, and local resources allocated to Orange County's CoC System. Although Orange County's CoC System has dramatically improved since 1996, there are still huge gaps at all levels of the system. While the dollar amount that the County received is a notable amount, it does not provide enough to service all those that are in need.

**Actions taken to enhance coordination between public and private housing and social service agencies. 91.220(k); 91.320(j)**

Housing & Community Development is responsible for the administration and compliance of programs and grant management. Housing & Community Development performs audits, compliance, and legal notification procedures required by HUD for both the Housing and Neighborhood Preservation and Housing Assistance functions. Because Housing & Community Development must make recommendations on compliance matters, it is separate from direct control of either of the other functions identified below. It also conducts the Annual Application Review process that is the competitive evaluation process by which Federal funding is allocated to special projects.

The Housing and Community Development/Homeless Prevention Division oversees housing community development and homeless activities, such as public infrastructure, housing rehabilitation, community development, preservation and improvement activities, affordable rental housing, homeless prevention and homeownership activities, support of CoC activities through the administration of subrecipient contracts and loans funded through the CDBG, HOME, ESG, and Supportive Housing Grants programs.

The cities of Brea, Cypress, Dana Point, Laguna Beach, Laguna Hills, Laguna Woods, La Palma, Los Alamitos, Seal Beach, Stanton, Villa Park participate in the County program and are responsible for delivering specific programs and activities in their communities. The cities of Placentia and Yorba Linda are participating as Metro cities and are responsible for delivering specific programs and activities in their communities.

Nonprofit organizations play a vital role in implementing the Annual Action Plan. Nonprofit organizations form a network of resources that address a wide variety of housing and community development needs. These organizations provide a valuable link between the population in need of assistance and the pool of resources available. These organizations are awarded entitlement funds through a competitive evaluation process. The County works with numerous nonprofit organizations annually.

Private sector participants may include lending institutions and for-profit development entities. Lending institutions may be the source of low-cost loans for affordable housing and rehabilitation projects. Developers are the primary providers of the housing stock and are encouraged to participate in low-income housing in a variety of ways, including through density bonuses and participation in the Low-Income Housing Tax Credit (LIHTC) program.

**Identify actions taken to overcome the effects of any impediments identified in the jurisdictions analysis of impediments to fair housing choice. 91.520(a)**

During the 2017-2018 reporting period the County of Orange Urban County Jurisdiction took the following actions (on its own or in cooperation with regional partners and the Fair Housing Council of Orange County (FHCOC)) to overcome impediments to fair housing choice identified in the regional AI:

Fair Housing Community Education – During 2017-2018, the FHCOC regionally conducted or participated in 74 education and/or outreach activities. Regionally, over 1,200 people were served by these activities. Through its various regional outreach efforts FHCOC distributed over 13,230 pieces of literature on fair housing, its services and other housing-related topics. Additionally, throughout Orange County FHCOC held 8 training sessions for rental property owners/managers. FHCOC presented 2 fair housing seminars, seven general fair housing workshops.

Fair Housing Enforcement – On a regional basis, FHCOC staff received 108 allegations of housing discrimination and opened 56 cases where the allegations seemed sufficiently meritorious to warrant further investigation and/or action. FHCOC also conducted 94 paired and 10 ‘sandwich’ on-site, systemic tests for discriminatory rental housing practices, with 16 tests occurring in the jurisdiction. Housing Dispute Evaluation & Resolution – On a regional basis, activities provided by FHCOC included assisting 1,952 unduplicated households addressing 5,925 issues, disputes and/or inquires.

Reasonable Accommodations – On a regional basis, 12 inquiries regarding reasonable accommodations and modifications were received by FHCOC that resulted in casework beyond basic counseling.

Monitoring On-line Advertising – Orange County rentals listed on Craigslist were monitored by FHCOC for discriminatory content (as permitted by staffing limitations). Discriminatory advertisements were flagged and FHCOC responded to these ads in order to inform the poster of possible discriminatory content.

Web-based Outreach - FHCOC’s website currently has an on-line housing discrimination complaint-reporting tool that generates an email to FHCOC.

Monitor Home Mortgage Disclosure Act Data - Ongoing monitoring of Home Mortgage Disclosure Act (HMDA) data continues to be infeasible due to limited resources at FHCOC. During 2017-2018, FHCOC continued efforts to promote housing affordability within Orange County. These groups included the Kennedy Commission, Mental Health Association of Orange County, Aids Services Foundation,

Affordable Housing Clearinghouse, Jamboree Housing Corporation, Orange County Congregations  
Community Organizations, and Orange County Community Housing Corporation.

## **CR-40 - Monitoring 91.220 and 91.230**

**Describe the standards and procedures used to monitor activities carried out in furtherance of the plan and used to ensure long-term compliance with requirements of the programs involved, including minority business outreach and the comprehensive planning requirements**

In accordance with HUD CPD program regulations, the County continually monitors all CPD-funded sub-recipients and their activities. The County has identified two components of effective Program monitoring: internal desk monitoring and external (Sub-recipients). Internal monitoring encompasses the actions, procedures, and performance of County staff along with subrecipient invoice processing monitoring.

Monitoring activities of sub-recipients are carried out through by ensuring the CPD funded activities comply with applicable federal regulations including environmental clearance, labor compliance, procurement procedures, affirmative action, equal opportunity, and fair housing, monitors contracts and funded activities on a consistent basis for compliance, financial management systems and programmatic activity, project reporting through Grant Performance Report (GPR), on-site visits and monitoring minority business outreach and Davis Bacon and Section 3 requirements for public facilities and HOME activities.

ESG funds are monitored to ensure the funds are being used effectively to assist homeless individuals and families and that the basic ESG program goals are met, ensure compliance with ESG regulations and program requirements in the usage of funds and in carrying out program activities, ensure complete and accurate client demographics are entered in HMIS and enhance and develop the management capacity of grantees or recipients.

Monitoring visits on HOME funded Affordable Housing Projects are done in compliance with 92.504 (d) schedule. Site visits include, but are not limited to: On site visits which consist of conducting Housing Quality Standards unit inspections, exterior common area inspections, and tenant file review for compliance with tenant affordability requirements. Certificate of Continuing Program Compliance forms are required from the Developer including Income Restricted Unit reports which contain a list of tenant occupancy information and current rent schedules. Monitoring visits also are conducted to assure that the Property Management is complying with the Property's Regulatory Agreements for each project. If a property is found in violation, a written notification of findings is sent and a follow-up monitoring visit(s) is conducted, if necessary.

## **Citizen Participation Plan 91.105(d); 91.115(d)**

**Describe the efforts to provide citizens with reasonable notice and an opportunity to comment on performance reports.**

The Citizen Participation Plan provides a framework and process by which the County's consolidated planning efforts comply with the citizen participation requirements published by the U.S. Department of Housing and Urban Development (HUD). The Citizen Participation Plan is prepared and implemented in accordance with the guidance provided in HUD Regulations 24CFR Part 91.105.

The requirements for citizen participation do not restrict the responsibility or authority of the County of Orange from the development or execution of its Consolidated Plan. The County of Orange is entitled to receive annual grant funding from the Community Development Block Grant (CDBG), Home Investment Partnership (HOME), and the Emergency Shelter Grant (ESG) programs. It is the policy of Orange County to ensure adequate citizen involvement, with particular emphasis on participation by low- and moderate-income persons, in the planning, implementation, and evaluation of its housing and community development programs. This plan covers the Urban County of Orange comprised of Participating cities with populations under 50,000 (participating cities), cities with a population over 50,000 that elect to participate in the urban county (metropolitan city) and the unincorporated areas of Orange County. The County of Orange is the lead agency in developing the Citizen Participation Plan.

It is the policy of the County to follow its Citizen Participation Plan and to encourage and facilitate a participation (residents, service providers, government agencies, and others) in the development of all Community Planning and Development (CPD) required consolidated planning documents including the Five-Year Consolidated Plan, Annual Action Plans, Substantial Amendments, and the Consolidated Annual Performance and Evaluation Report (CAPER).

The primary purpose of the participation will be in needs identification, priority setting, funding allocations, and program recommendations related to the consolidated planning process. The County shall provide for and encourage citizen participation with particular emphasis on low- and moderate-income persons; persons residing in predominantly low -and moderate-income neighborhoods or slum and blighted areas; and persons residing in areas where the use of CDBG funds is being proposed.

Prior to the CAPER submission, the County published a public notice in English, Vietnamese and Spanish in a newspaper of general distribution advising residents of the availability of the CAPER for public review and comment. The CAPER is available upon request at Housing & Community Development office and available on the Orange County Library's website at [www.ocpl.org](http://www.ocpl.org) and on the Housing & Community Development' website at [www.occommunityservices.org](http://www.occommunityservices.org) for the required 15 days beginning September 7, 2018 prior to submission to HUD. Interested persons could submit written, oral, or electronically sent comments until September 24, 2018. All residents are given reasonable access to information and records regarding the CAPER. Copies of the final CAPER are available upon request, made in person or by mail. The CAPER is also available in printable format on the Housing & Community Development' website.

The County did not receive any comments on FY 2017-2018 CAPER during the 15 day comment period.

## **CR-45 - CDBG 91.520(c)**

**Specify the nature of, and reasons for, any changes in the jurisdiction's program objectives and indications of how the jurisdiction would change its programs as a result of its experiences.**

The County strongly supports and encourages community-wide participation, input, cooperation, and feedback from all residents of the County in the administration of its CPD-funded programs. The County continues its commitment to meeting priority goals outlined in the FY2015-2019 Five Year Consolidated Plan. The County's Citizen Participation Plan allows for minor and technical amendments. Substantial amendments require approval by the County Board of Supervisors through a public notice and public hearing.

No substantial amendments occurred during the FY2017-2018. Only the following minor actions were taken:

### **Funding Changes**

IDIS # 2210 - County of Orange Community Center Improvements \$122,000 – increase in funding of

### **Extended Contracts**

IDIS #2185 - City of Brea 3 units out of up to 20 completed SFR HR.

IDIS #2186 - City of Cypress 4 units out of 6 completed and 2 applications currently being processed for eligibility SFR HR.

IDIS #2193 - City of Brea Senior Center Kitchen Improvements PF&I.

IDIS #2194 - City of Laguna Woods Pedestrian Accessibility Improvements PF&I.

IDIS #2195 - City of Laguna Hills Senior Center Improvements PF&I.

IDIS #2196 - City of La Palma ADA Curb Ramps PF&I.

### **Extended Metro City Contracts**

IDIS #2203 - City of Placentia Neighborhood Facility ADA Improvements Edwin T. Powell Building PF&I.

IDIS #2204 - City of Placentia SFR HR.

IDIS #2209 – City of Placentia HR Façade Improvements.

**Does this Jurisdiction have any open Brownfields Economic Development Initiative (BEDI) grants?**

No

**[BEDI grantees] Describe accomplishments and program outcomes during the last year.**



## **CR-50 - HOME 91.520(d)**

### **Include the results of on-site inspections of affordable rental housing assisted under the program to determine compliance with housing codes and other applicable regulations**

Please list those projects that should have been inspected on-site this program year based upon the schedule in §92.504(d). Indicate which of these were inspected and a summary of issues that were detected during the inspection. For those that were not inspected, please indicate the reason and how you will remedy the situation.

#### **List of HOME funded Housing Developments that received On-site Visits:**

**Casa Esperanza, Cotton Point's Senior, Dorado Senior, Linbrook Court Senior, Solara Court Senior and Vintage Shore Senior Apartments** were files and unit inspection/reviews were conducted. All units and files passed the monitoring review.

**Bonterra Apartment Homes** - Five (5) tenant files and unit inspection/reviews were conducted and all units passed the HQS inspection. At file review, one units needed additional documentation/verification on household income and four (4) files had no discrepancies.

**Cornerstone-** Four (4) tenant files and unit inspection/reviews were conducted and all 4 units passed the HQS inspection. At file review, two units needed additional documentation/verification on household income and two (2) files had no discrepancies.

**Grace Avenue Apartments** – Three (3) tenant files and unit inspection/reviews were conducted and one of the three units passed the HQS inspection. One unit needed GFCI replaced and repair of termite damage. The second unit needed window screen installed, GFCI replaced and replacement/repair of stove. One file was found to have no discrepancies and two files need further clarification and document verifications.

**Mendocino at Talega Apartments** – Six (6) tenant files and unit inspection/reviews were conducted, one of six units passed the HQS inspection. At file review, four of six files had no discrepancies. Two files needed employment verification.

**Monticito Vista Apartments** – Five (5) tenant files and unit section/reviews were conducted, all units passed HQS inspection. At file review four of the five units had no discrepancies. One file needed additional documentation/verification on income.

**Sterling Court Apartments** – Three (3) tenant files and unit inspection/reviews were conducted, and all units and files passed the monitoring review. The common area had one health and safety violation that was corrected prior to the completion of the monitoring visit.

**Walnut Village Apartments** – Four (4) tenant files and unit inspection/reviews were conducted, all four

units failed HQS inspection. Interior deficiencies were noted and a 30 day period

**Provide an assessment of the jurisdiction's affirmative marketing actions for HOME units.**

**92.351(b)**

As discussed in the 2015-19 ConPlan, obstacles to meeting the under-served needs of households within the low and moderate-income levels are generally based on available financial resources, construction costs, and citizen support of the concept of affordable housing. The County has taken affirmative measures to improve on the availability and use of resources by allocating funds to a variety of activities and organizations.

Another component of the Department's strategy is the function of its Community Development Section. One of their responsibilities is to focus on community relations and to utilize the long-term relationships this department has established within the unincorporated project areas to introduce and implement federal regulations and guidelines associated with our funding programs, including the preparation of the mandated Citizen Participation Plan.

The County continues to inform the public at-large of the Program's many opportunities through its policy of advertising through the use of County Notices and Public Notices published in local newspapers, including Spanish and Vietnamese publications.

**Enhancing Coordination** - The County continues to expand its relationships with a variety of groups and agencies in order to better meet the needs of the community. Beyond maintaining its current role in funding and coordinating with local cities, non-profits, developers, lenders, and property owners, the County has taken the initiative to develop more opportunities for these entities to collaborate to discuss issues and work in partnership on possible actions and/or solutions.

**Refer to IDIS reports to describe the amount and use of program income for projects, including the number of projects and owner and tenant characteristics**

No program income was expended on HOME projects in FY 2017-2018.

**Describe other actions taken to foster and maintain affordable housing. 91.220(k) (STATES ONLY: Including the coordination of LIHTC with the development of affordable housing).**

**91.320(j)**

The County added funds to the 2016 Permanent Supportive Housing Notice of Funding Availability (NOFA) with up to \$12 million in Orange County Housing Successor Agency funds and HOME funds and another 100 Housing Choice Project Based Vouchers to promote the acquisition, new construction, and acquisition/rehabilitation of Permanent Supportive Housing, affordable for Orange County's extremely low-income households who are homeless.

The County administers Special Needs Housing Program (SNHP) which are under Mental Health Services Act (MHSA) funds assigned to the State under the SNHP program to provide operating subsidies and funding for the development of permanent supportive housing to serve persons with serious mental illness who are homeless, at risk of homelessness, and who otherwise meet the MHSA Housing Program target population description.

# CR-60 - ESG 91.520(g) (ESG Recipients only)

## ESG Supplement to the CAPER in *e-snaps*

### For Paperwork Reduction Act

#### 1. Recipient Information—All Recipients Complete

##### Basic Grant Information

|   |                                     |
|---|-------------------------------------|
| Recipient Name  | ORANGE COUNTY                       |
| Organizational DUNS Number  | 009657602                           |
| EIN/TIN Number  | 956000928                           |
| Identify the Field Office   | LOS ANGELES                         |
| Identify CoC(s) in which the recipient or subrecipient(s) will provide ESG assistance | Santa Ana/Anaheim/Orange County CoC |

##### ESG Contact Name

|             |  |
|-------------|--|
| Prefix      | Ms   |
| First Name  | Julia  |
| Middle Name | 0  |
| Last Name   | Bidwell  |
| Suffix      | 0  |
| Title       | Director, Housing & Community Development/Housing Prevention |

##### ESG Contact Address

|                  |                              |
|------------------|------------------------------|
| Street Address 1 | 1300 S. Grand, Bldg. B       |
| Street Address 2 | 0                            |
| City             | Santa Ana                    |
| State            | CA                           |
| ZIP Code         | -                            |
| Phone Number     | 7144802991                   |
| Extension        | 0                            |
| Fax Number       | 0                            |
| Email Address    | julia.bidwell@occr.ocgov.com |

##### ESG Secondary Contact

|              |                               |
|--------------|-------------------------------|
| Prefix       | Mr                            |
| First Name   | Craig                         |
| Last Name    | Fee                           |
| Suffix       | 0                             |
| Title        | Community Development Manager |
| Phone Number | 7144802996                    |
| Extension    | 0                             |

CAPER

35

**Email Address**

craig.fee@occr.ocgov.com

**2. Reporting Period—All Recipients Complete**

**Program Year Start Date**

07/01/2017

**Program Year End Date**

06/30/2018

**3a. Subrecipient Form – Complete one form for each subrecipient**

**Subrecipient or Contractor Name**

**City**

**State**

**Zip Code**

**DUNS Number**

**Is subrecipient a victim services provider**

**Subrecipient Organization Type**

**ESG Subgrant or Contract Award Amount**

## CR-70 – ESG 91.520(g) - Assistance Provided and Outcomes

### 10. Shelter Utilization

|                                      |       |
|--------------------------------------|-------|
| Number of New Units - Rehabbed       | 0     |
| Number of New Units - Conversion     | 0     |
| Total Number of bed-nights available | 0     |
| Total Number of bed-nights provided  | 0     |
| Capacity Utilization                 | 0.00% |

Table 24 – Shelter Capacity

### 11. Project Outcomes Data measured under the performance standards developed in consultation with the CoC(s)

County staff has developed a collaborative of ESG recipient jurisdictions in geographic CoC area. County staff with all other ESG jurisdictions in the County, meet on an ongoing basis to discuss policies and procedures for Homeless Management Information System (HMIS) and best practices to allocate ESG funds for the program year. In order to inform funding decisions, ESG recipients participate in CoC meetings, committees, and have representation on the CoC Board. Additionally, County staff, along with other ESG recipients' jurisdictions, continue to use a set of mutually agreed upon forms: intake forms, client participation agreements, checklists for monitoring and evaluating project and agency performance, and reimbursement forms for purposes of consistency and streamlining the process for all applicable parties. Staff also consult with the CoC and attends their meetings to discuss issues/concerns, development of area-wide intake assessment, written standards and best practices for meeting the needs of the homeless population.

## CR-75 – Expenditures

### 11. Expenditures

#### 11a. ESG Expenditures for Homelessness Prevention

|   | Dollar Amount of Expenditures in Program Year |          |          |
|---|---|----------|----------|
|   | 2015  | 2016     | 2017     |
| Expenditures for Rental Assistance  | 0   | 0        | 0        |
| Expenditures for Housing Relocation and Stabilization Services - Financial Assistance | 0   | 0        | 0        |
| Expenditures for Housing Relocation & Stabilization Services - Services               | 0   | 0        | 0        |
| Expenditures for Homeless Prevention under Emergency Shelter Grants Program           | 0   | 0        | 0        |
| <b>Subtotal Homelessness Prevention</b>   | <b>0</b>                                      | <b>0</b> | <b>0</b> |

Table 25 – ESG Expenditures for Homelessness Prevention

#### 11b. ESG Expenditures for Rapid Re-Housing

|   | Dollar Amount of Expenditures in Program Year |               |               |
|---|---|---------------|---------------|
|   | 2015  | 2016          | 2017          |
| Expenditures for Rental Assistance  | 82,617  | 71,786        | 57,864        |
| Expenditures for Housing Relocation and Stabilization Services - Financial Assistance | 0   | 0             | 0             |
| Expenditures for Housing Relocation & Stabilization Services - Services               | 0   | 0             | 0             |
| Expenditures for Homeless Assistance under Emergency Shelter Grants Program           | 0   | 0             | 0             |
| <b>Subtotal Rapid Re-Housing</b>  | <b>82,617</b>                                 | <b>71,786</b> | <b>57,864</b> |

Table 26 – ESG Expenditures for Rapid Re-Housing

#### 11c. ESG Expenditures for Emergency Shelter

|                    | Dollar Amount of Expenditures in Program Year |                |                |
|--------------------|---|----------------|----------------|
|                    | 2015  | 2016           | 2017           |
| Essential Services | 0   | 0              | 0              |
| Operations         | 158,616                                       | 123,792        | 124,937        |
| Renovation         | 0   | 0              | 0              |
| Major Rehab        | 0   | 0              | 0              |
| Conversion         | 0   | 0              | 0              |
| <b>Subtotal</b>    | <b>158,616</b>                                | <b>123,792</b> | <b>124,937</b> |

Table 27 – ESG Expenditures for Emergency Shelter

**11d. Other Grant Expenditures**

|                 | Dollar Amount of Expenditures in Program Year |        |       |
|-----------------|---|--------|-------|
|                 | 2015  | 2016   | 2017  |
| Street Outreach | 0   | 0      | 0     |
| HMIS            | 11,533  | 9,604  | 9,693 |
| Administration  | 20,342  | 16,007 | 0     |

**Table 28 - Other Grant Expenditures**

**11e. Total ESG Grant Funds**

| Total ESG Funds Expended | 2015    | 2016    | 2017    |
|--------------------------|---------|---------|---------|
|                          | 273,108 | 221,189 | 192,494 |

**Table 29 - Total ESG Funds Expended**

**11f. Match Source**

|                           | 2015           | 2016           | 2017           |
|---------------------------|----------------|----------------|----------------|
| Other Non-ESG HUD Funds   | 306,968        | 0              | 0              |
| Other Federal Funds       | 0              | 0              | 0              |
| State Government          | 0              | 67,398         | 134,630        |
| Local Government          | 0              | 133,397        | 73,137         |
| Private Funds             | 95,658         | 0              | 0              |
| Other                     | 0              | 0              | 0              |
| Fees                      | 0              | 0              | 0              |
| Program Income            | 0              | 0              | 0              |
| <b>Total Match Amount</b> | <b>402,626</b> | <b>200,795</b> | <b>207,767</b> |

**Table 30 - Other Funds Expended on Eligible ESG Activities**

**11g. Total**

| Total Amount of Funds Expended on ESG Activities | 2015    | 2016    | 2017    |
|--|---------|---------|---------|
|  | 675,734 | 421,984 | 400,261 |

**Table 31 - Total Amount of Funds Expended on ESG Activities**



**APPENDIX A**  
**ESG CAPER Reporting**  
**(Sage HMIS)**




---

 HUD ESG CAPER 2017 - CSV upload only

 Grant: **ESG: Orange County - CA - Report** Type: **CAPER**


---

**Q04a: Project Identifiers in HMIS**


---

|   |                          |
|---|--------------------------|
| Organization Name   | Mercy House              |
| Email unique ID record link   | JdrjzP5RpC               |
| Organization ID   | 12                       |
| Project Name  | Armory_Emergency_Shelter |
| Project ID  | 55                       |
| HMIS Project Type   | 1                        |
| Method of Tracking ES   | 3                        |
| Is the Services Only (HMIS Project Type 6) affiliated with a residential project? |                          |
| Identify the Project ID's of the Housing Projects this Project is Affiliated with |                          |
| CSV Exception?  | No                       |
| Uploaded via emailed hyperlink?   | Yes                      |
| Project name (user-specified)   | Armory Emergency Shelter |
| Project type (user-specified)   | Emergency Shelter        |

**Q05a: Report Validations Table**


---

|   |      |
|---|------|
| Total Number of Persons Served  | 2197 |
| Number of Adults (Age 18 or Over)                                     | 2162 |
| Number of Children (Under Age 18)                                     | 35   |
| Number of Persons with Unknown Age                                    | 0    |
| Number of Leavers   | 1815 |
| Number of Adult Leavers   | 1784 |
| Number of Adult and Head of Household Leavers                         | 1801 |
| Number of Stayers   | 382  |
| Number of Adult Stayers   | 378  |
| Number of Veterans  | 200  |
| Number of Chronically Homeless Persons                                | 428  |
| Number of Youth Under Age 25  | 164  |
| Number of Parenting Youth Under Age 25 with Children                  | 0    |
| Number of Adult Heads of Household                                    | 2156 |
| Number of Child and Unknown-Age Heads of Household                    | 17   |
| Heads of Households and Adult Stayers in the Project 365 Days or More | 0    |

**Q06a: Data Quality: Personally Identifying Information (PII)**

| Data Element           | Client Doesn't Know/Refused | Information Missing | Data Issues | % of Error Rate |
|------------------------|-----------------------------|---------------------|-------------|-----------------|
| Name                   | 0                           | 0                   | 6           | 0.00 %          |
| Social Security Number | 198                         | 0                   | 74          | 0.12 %          |
| Date of Birth          | 0                           | 0                   | 2           | 0.00 %          |
| Race                   | 178                         | 0                   | 0           | 0.08 %          |
| Ethnicity              | 28                          | 0                   | 0           | 0.01 %          |
| Gender                 | 0                           | 0                   | 0           | 0.00 %          |
| Overall Score          |                             |                     |             | 0.18 %          |

**Q06b: Data Quality: Universal Data Elements**

|                                   | Error Count | % of Error Rate |
|-----------------------------------|-------------|-----------------|
| Veteran Status                    | 15          | 0.69 %          |
| Project Start Date                | 0           | 0.00 %          |
| Relationship to Head of Household | 0           | 0.00 %          |
| Client Location                   | 0           | 0.00 %          |
| Disabling Condition               | 0           | 0.00 %          |

**Q06c: Data Quality: Income and Housing Data Quality**

|   | Error Count | % of Error Rate |
|---|-------------|-----------------|
| Destination                             | 1815        | 100.00 %        |
| Income and Sources at Start             | 9           | 0.41 %          |
| Income and Sources at Annual Assessment | 0           | --              |
| Income and Sources at Exit              | 6           | 0.33 %          |

**Q06d: Data Quality: Chronic Homelessness**

|                         | Count of Total Records | Missing Time in Institution | Missing Time in Housing | Approximate Date Started DK/R/missing | Number of Times DK/R/missing | Number of Months DK/R/missing | % of Records Unable to Calculate |
|-------------------------|------------------------|-----------------------------|-------------------------|---------------------------------------|------------------------------|-------------------------------|----------------------------------|
| ES, SH, Street Outreach | 2179                   | 0                           | 0                       | 0                                     | 48                           | 72                            | 0.04                             |
| TH                      | 0                      | 0                           | 0                       | 0                                     | 0                            | 0                             | --                               |
| PH (All)                | 0                      | 0                           | 0                       | 0                                     | 0                            | 0                             | --                               |
| Total                   | 2179                   | 0                           | 0                       | 0                                     | 0                            | 0                             | 0.04                             |

**Q06e: Data Quality: Timeliness**

|           | Number of Project Entry Records | Number of Project Exit Records |
|-----------|---------------------------------|--------------------------------|
| 0 days    | 4                               | 129                            |
| 1-3 Days  | 1935                            | 34                             |
| 4-6 Days  | 152                             | 2                              |
| 7-10 Days | 34                              | 2                              |
| 11+ Days  | 72                              | 1648                           |

**Q06f: Data Quality: Inactive Records: Street Outreach & Emergency Shelter**

|  | # of Records | # of Inactive Records | % of Inactive Records |
|--|--------------|-----------------------|-----------------------|
| Contact (Adults and Heads of Household in Street Outreach or ES - NBN) | 247          | 21                    | 8.50 %                |
| Bed Night (All Clients in ES - NBN)                                    | 247          | 21                    | 8.50 %                |

**Q07a: Number of Persons Served**

|                                     | Total | Without Children | With Children and Adults | With Only Children | Unknown Household Type |
|-------------------------------------|-------|------------------|--------------------------|--------------------|------------------------|
| Adults                              | 2162  | 2143             | 19                       | 0                  | 0                      |
| Children                            | 35    | 0                | 18                       | 17                 | 0                      |
| Client Doesn't Know/ Client Refused | 0     | 0                | 0                        | 0                  | 0                      |
| Data Not Collected                  | 0     | 0                | 0                        | 0                  | 0                      |
| Total                               | 2197  | 2143             | 37                       | 17                 | 0                      |

**Q08a: Households Served**

|                  | Total | Without Children | With Children and Adults | With Only Children | Unknown Household Type |
|------------------|-------|------------------|--------------------------|--------------------|------------------------|
| Total Households | 2173  | 2143             | 13                       | 17                 | 0                      |

**Q08b: Point-in-Time Count of Households on the Last Wednesday**

|         | Total | Without Children | With Children and Adults | With Only Children | Unknown Household Type |
|---------|-------|------------------|--------------------------|--------------------|------------------------|
| January | 159   | 159              | 0                        | 0                  | 0                      |
| April   | 175   | 174              | 1                        | 0                  | 0                      |
| July    | 0     | 0                | 0                        | 0                  | 0                      |
| October | 0     | 0                | 0                        | 0                  | 0                      |

**Q09a: Number of Persons Contacted**

|                         | All Persons Contacted | First contact – NOT staying on the Streets, ES, or SH | First contact – WAS staying on Streets, ES, or SH | First contact – Worker unable to determine |
|-------------------------|-----------------------|---|---|--|
| Once                    | 1934                  | 0   | 1934  | 0  |
| 2-5 Times               | 0                     | 0   | 0   | 0  |
| 6-9 Times               | 0                     | 0   | 0   | 0  |
| 10+ Times               | 0                     | 0   | 0   | 0  |
| Total Persons Contacted | 1934                  | 0   | 1934  | 0  |

**Q09b: Number of Persons Engaged**

|                       | All Persons Contacted | First contact – NOT staying on the Streets, ES, or SH | First contact – WAS staying on Streets, ES, or SH | First contact – Worker unable to determine |
|-----------------------|-----------------------|---|---|--|
| Once                  | 1934                  | 0   | 1934  | 0  |
| 2-5 Contacts          | 0                     | 0   | 0   | 0  |
| 6-9 Contacts          | 0                     | 0   | 0   | 0  |
| 10+ Contacts          | 0                     | 0   | 0   | 0  |
| Total Persons Engaged | 1934                  | 0   | 1934  | 0  |
| Rate of Engagement    | 1.00                  | 0.00  | 1.00  | 0.00                                       |

**Q10a: Gender of Adults**

|   | Total | Without Children | With Children and Adults | Unknown Household Type |
|---|-------|------------------|--------------------------|------------------------|
| Male  | 1505  | 1497             | 8                        | 0                      |
| Female  | 653   | 642              | 11                       | 0                      |
| Trans Male (FTM or Female to Male)                          | 3     | 3                | 0                        | 0                      |
| Trans Female (MTF or Male to Female)                        | 1     | 1                | 0                        | 0                      |
| Gender Non-Conforming (i.e. not exclusively male or female) | 0     | 0                | 0                        | 0                      |
| Client Doesn't Know/Client Refused                          | 0     | 0                | 0                        | 0                      |
| Data Not Collected  | 0     | 0                | 0                        | 0                      |
| Subtotal  | 2162  | 2143             | 19                       | 0                      |

**Q10b: Gender of Children**

|   | Total | With Children and Adults | With Only Children | Unknown Household Type |
|---|-------|--------------------------|--------------------|------------------------|
| Male  | 15    | 9                        | 6                  | 0                      |
| Female  | 20    | 9                        | 11                 | 0                      |
| Trans Male (FTM or Female to Male)                          | 0     | 0                        | 0                  | 0                      |
| Trans Female (MTF or Male to Female)                        | 0     | 0                        | 0                  | 0                      |
| Gender Non-Conforming (i.e. not exclusively male or female) | 0     | 0                        | 0                  | 0                      |
| Client Doesn't Know/Client Refused                          | 0     | 0                        | 0                  | 0                      |
| Data Not Collected  | 0     | 0                        | 0                  | 0                      |
| Subtotal  | 35    | 18                       | 17                 | 0                      |

**Q10c: Gender of Persons Missing Age Information**

|   | Total | Without Children | With Children and Adults | With Only Children | Unknown Household Type |
|---|-------|------------------|--------------------------|--------------------|------------------------|
| Male  | 0     | 0                | 0                        | 0                  | 0                      |
| Female  | 0     | 0                | 0                        | 0                  | 0                      |
| Trans Male (FTM or Female to Male)                          | 0     | 0                | 0                        | 0                  | 0                      |
| Trans Female (MTF or Male to Female)                        | 0     | 0                | 0                        | 0                  | 0                      |
| Gender Non-Conforming (i.e. not exclusively male or female) | 0     | 0                | 0                        | 0                  | 0                      |
| Client Doesn't Know/Client Refused                          | 0     | 0                | 0                        | 0                  | 0                      |
| Data Not Collected  | 0     | 0                | 0                        | 0                  | 0                      |
| Subtotal  | 0     | 0                | 0                        | 0                  | 0                      |

**Q10d: Gender by Age Ranges**

|   | Total | Under Age 18 | Age 18-24 | Age 25-61 | Age 62 and over | Client Doesn't Know/ Client Refused | Data Not Collected |
|---|-------|--------------|-----------|-----------|-----------------|-------------------------------------|--------------------|
| Male  | 1520  | 15           | 125       | 1231      | 149             | 0                                   | 0                  |
| Female  | 673   | 20           | 40        | 545       | 68              | 0                                   | 0                  |
| Trans Female (MTF or Male to Female)                        | 3     | 0            | 0         | 3         | 0               | 0                                   | 0                  |
| Trans Male (FTM or Female to Male)                          | 1     | 0            | 0         | 1         | 0               | 0                                   | 0                  |
| Gender Non-Conforming (i.e. not exclusively male or female) | 0     | 0            | 0         | 0         | 0               | 0                                   | 0                  |
| Client Doesn't Know/Client Refused                          | 0     | 0            | 0         | 0         | 0               | 0                                   | 0                  |
| Data Not Collected  | 0     | 0            | 0         | 0         | 0               | 0                                   | 0                  |
| Subtotal  | 2197  | 35           | 165       | 1780      | 217             | 0                                   | 0                  |

**Q11: Age**

|                                    | Total | Without Children | With Children and Adults | With Only Children | Unknown Household Type |
|------------------------------------|-------|------------------|--------------------------|--------------------|------------------------|
| Under 5                            | 22    | 0                | 10                       | 12                 | 0                      |
| 5 - 12                             | 10    | 0                | 6                        | 4                  | 0                      |
| 13 - 17                            | 3     | 0                | 2                        | 1                  | 0                      |
| 18 - 24                            | 165   | 163              | 2                        | 0                  | 0                      |
| 25 - 34                            | 439   | 430              | 9                        | 0                  | 0                      |
| 35 - 44                            | 427   | 423              | 4                        | 0                  | 0                      |
| 45 - 54                            | 571   | 567              | 4                        | 0                  | 0                      |
| 55 - 61                            | 343   | 343              | 0                        | 0                  | 0                      |
| 62+                                | 217   | 217              | 0                        | 0                  | 0                      |
| Client Doesn't Know/Client Refused | 0     | 0                | 0                        | 0                  | 0                      |
| Data Not Collected                 | 0     | 0                | 0                        | 0                  | 0                      |
| Total                              | 2197  | 2143             | 37                       | 17                 | 0                      |

**Q12a: Race**

|   | Total | Without Children | With Children and Adults | With Only Children | Unknown Household Type |
|---|-------|------------------|--------------------------|--------------------|------------------------|
| White                                     | 1257  | 1223             | 22                       | 12                 | 0                      |
| Black or African American                 | 286   | 276              | 8                        | 2                  | 0                      |
| Asian                                     | 69    | 69               | 0                        | 0                  | 0                      |
| American Indian or Alaska Native          | 286   | 285              | 0                        | 1                  | 0                      |
| Native Hawaiian or Other Pacific Islander | 23    | 23               | 0                        | 0                  | 0                      |
| Multiple Races                            | 98    | 90               | 6                        | 2                  | 0                      |
| Client Doesn't Know/Client Refused        | 178   | 177              | 1                        | 0                  | 0                      |
| Data Not Collected                        | 0     | 0                | 0                        | 0                  | 0                      |
| Total                                     | 2197  | 2143             | 37                       | 17                 | 0                      |

**Q12b: Ethnicity**

|                                    | Total | Without Children | With Children and Adults | With Only Children | Unknown Household Type |
|------------------------------------|-------|------------------|--------------------------|--------------------|------------------------|
| Non-Hispanic/Non-Latino            | 1434  | 1404             | 20                       | 10                 | 0                      |
| Hispanic/Latino                    | 735   | 711              | 17                       | 7                  | 0                      |
| Client Doesn't Know/Client Refused | 28    | 28               | 0                        | 0                  | 0                      |
| Data Not Collected                 | 0     | 0                | 0                        | 0                  | 0                      |
| Total                              | 2197  | 2143             | 37                       | 17                 | 0                      |

**Q13a1: Physical and Mental Health Conditions at Entry**

|                             | Total Persons | Without Children | With Children and Adults | With Only Children | Unknown Household Type |
|-----------------------------|---------------|------------------|--------------------------|--------------------|------------------------|
| Mental Health Problem       | 820           | 813              | 7                        | 0                  | 0                      |
| Alcohol Abuse               | 149           | 149              | 0                        | 0                  | 0                      |
| Drug Abuse                  | 143           | 143              | 0                        | 0                  | 0                      |
| Both Alcohol and Drug Abuse | 131           | 131              | 0                        | 0                  | 0                      |
| Chronic Health Condition    | 723           | 717              | 4                        | 2                  | 0                      |
| HIV/AIDS                    | 45            | 45               | 0                        | 0                  | 0                      |
| Developmental Disability    | 414           | 404              | 8                        | 2                  | 0                      |
| Physical Disability         | 664           | 663              | 1                        | 0                  | 0                      |

**Q13b1: Physical and Mental Health Conditions at Exit**

|                             | Total Persons | Without Children | With Children and Adults | With Only Children | Unknown Household Type |
|-----------------------------|---------------|------------------|--------------------------|--------------------|------------------------|
| Mental Health Problem       | 696           | 691              | 5                        | 0                  | 0                      |
| Alcohol Abuse               | 121           | 121              | 0                        | 0                  | 0                      |
| Drug Abuse                  | 125           | 125              | 0                        | 0                  | 0                      |
| Both Alcohol and Drug Abuse | 119           | 119              | 0                        | 0                  | 0                      |
| Chronic Health Condition    | 598           | 592              | 4                        | 2                  | 0                      |
| HIV/AIDS                    | 43            | 43               | 0                        | 0                  | 0                      |
| Developmental Disability    | 342           | 334              | 6                        | 2                  | 0                      |
| Physical Disability         | 536           | 535              | 1                        | 0                  | 0                      |

**Q13c1: Physical and Mental Health Conditions for Stayers**

|                             | Total Persons | Without Children | With Children and Adults | With Only Children | Unknown Household Type |
|-----------------------------|---------------|------------------|--------------------------|--------------------|------------------------|
| Mental Health Problem       | 123           | 121              | 2                        | 0                  | 0                      |
| Alcohol Abuse               | 28            | 28               | 0                        | 0                  | 0                      |
| Drug Abuse                  | 18            | 18               | 0                        | 0                  | 0                      |
| Both Alcohol and Drug Abuse | 12            | 12               | 0                        | 0                  | 0                      |
| Chronic Health Condition    | 125           | 125              | 0                        | 0                  | 0                      |
| HIV/AIDS                    | 2             | 2                | 0                        | 0                  | 0                      |
| Developmental Disability    | 72            | 70               | 2                        | 0                  | 0                      |
| Physical Disability         | 128           | 128              | 0                        | 0                  | 0                      |

**Q14a: Domestic Violence History**

|                                    | Total | Without Children | With Children and Adults | With Only Children | Unknown Household Type |
|------------------------------------|-------|------------------|--------------------------|--------------------|------------------------|
| Yes                                | 495   | 492              | 2                        | 1                  | 0                      |
| No                                 | 1657  | 1626             | 16                       | 15                 | 0                      |
| Client Doesn't Know/Client Refused | 27    | 25               | 1                        | 1                  | 0                      |
| Data Not Collected                 | 0     | 0                | 0                        | 0                  | 0                      |
| Total                              | 2179  | 2143             | 19                       | 17                 | 0                      |

**Q14b: Persons Fleeing Domestic Violence**

|                                    | Total | Without Children | With Children and Adults | With Only Children | Unknown Household Type |
|------------------------------------|-------|------------------|--------------------------|--------------------|------------------------|
| Yes                                | 125   | 123              | 1                        | 1                  | 0                      |
| No                                 | 342   | 341              | 1                        | 0                  | 0                      |
| Client Doesn't Know/Client Refused | 28    | 28               | 0                        | 0                  | 0                      |
| Data Not Collected                 | 0     | 0                | 0                        | 0                  | 0                      |
| Total                              | 495   | 492              | 2                        | 1                  | 0                      |

**Q15: Living Situation**

|   | Total       | Without Children | With Children and Adults | With Only Children | Unknown Household Type |
|---|-------------|------------------|--------------------------|--------------------|------------------------|
| <b>Homeless Situations</b>  | 0           | 0                | 0                        | 0                  | 0                      |
| Emergency shelter, including hotel or motel paid for with emergency shelter voucher | 203         | 201              | 0                        | 2                  | 0                      |
| Transitional housing for homeless persons (including homeless youth)                | 2           | 2                | 0                        | 0                  | 0                      |
| Place not meant for habitation  | 1721        | 1694             | 16                       | 11                 | 0                      |
| Safe Haven  | 95          | 92               | 0                        | 3                  | 0                      |
| Interim Housing   | 7           | 7                | 0                        | 0                  | 0                      |
| <b>Subtotal</b>   | <b>2028</b> | <b>1996</b>      | <b>16</b>                | <b>16</b>          | <b>0</b>               |
| <b>Institutional Settings</b>   | 0           | 0                | 0                        | 0                  | 0                      |
| Psychiatric hospital or other psychiatric facility                                  | 0           | 0                | 0                        | 0                  | 0                      |
| Substance abuse treatment facility or detox center                                  | 0           | 0                | 0                        | 0                  | 0                      |
| Hospital or other residential non-psychiatric medical facility                      | 38          | 38               | 0                        | 0                  | 0                      |
| Jail, prison or juvenile detention facility   | 6           | 6                | 0                        | 0                  | 0                      |
| Foster care home or foster care group home  | 0           | 0                | 0                        | 0                  | 0                      |
| Long-term care facility or nursing home   | 1           | 1                | 0                        | 0                  | 0                      |
| Residential project or halfway house with no homeless criteria                      | 1           | 1                | 0                        | 0                  | 0                      |
| <b>Subtotal</b>   | <b>46</b>   | <b>46</b>        | <b>0</b>                 | <b>0</b>           | <b>0</b>               |
| <b>Other Locations</b>  | 0           | 0                | 0                        | 0                  | 0                      |
| Permanent housing (other than RRH) for formerly homeless persons                    | 0           | 0                | 0                        | 0                  | 0                      |
| Owned by client, no ongoing housing subsidy   | 0           | 0                | 0                        | 0                  | 0                      |
| Owned by client, with ongoing housing subsidy                                       | 0           | 0                | 0                        | 0                  | 0                      |
| Rental by client, no ongoing housing subsidy  | 2           | 1                | 1                        | 0                  | 0                      |
| Rental by client, with VASH subsidy   | 1           | 1                | 0                        | 0                  | 0                      |
| Rental by client with GPD TIP subsidy   | 0           | 0                | 0                        | 0                  | 0                      |
| Rental by client, with other housing subsidy (including RRH)                        | 0           | 0                | 0                        | 0                  | 0                      |
| Hotel or motel paid for without emergency shelter voucher                           | 31          | 29               | 2                        | 0                  | 0                      |
| Staying or living in a friend's room, apartment or house                            | 31          | 31               | 0                        | 0                  | 0                      |
| Staying or living in a family member's room, apartment or house                     | 22          | 21               | 0                        | 1                  | 0                      |
| Client Doesn't Know/Client Refused  | 18          | 18               | 0                        | 0                  | 0                      |
| Data Not Collected  | 0           | 0                | 0                        | 0                  | 0                      |
| <b>Subtotal</b>   | <b>105</b>  | <b>101</b>       | <b>3</b>                 | <b>1</b>           | <b>0</b>               |
| <b>Total</b>  | <b>2179</b> | <b>2143</b>      | <b>19</b>                | <b>17</b>          | <b>0</b>               |

**Q20a: Type of Non-Cash Benefit Sources**

|   | Benefit at Start | Benefit at Latest Annual Assessment for Stayers | Benefit at Exit for Leavers |
|---|------------------|---|-----------------------------|
| Supplemental Nutritional Assistance Program | 915              | 0   | 764                         |
| WIC   | 0                | 0   | 0                           |
| TANF Child Care Services                    | 0                | 0   | 0                           |
| TANF Transportation Services                | 2                | 0   | 2                           |
| Other TANF-Funded Services                  | 4                | 0   | 6                           |
| Other Source                                | 1                | 0   | 1                           |



**Q21: Health Insurance**

|   | At Start | At Annual Assessment<br>for Stayers | At Exit for Leavers |
|---|----------|-------------------------------------|---------------------|
| Medicaid  | 5        | 0                                   | 3                   |
| Medicare  | 188      | 0                                   | 162                 |
| State Children's Health Insurance Program                       | 24       | 0                                   | 22                  |
| VA Medical Services   | 36       | 0                                   | 31                  |
| Employer Provided Health Insurance                              | 5        | 0                                   | 4                   |
| Health Insurance Through COBRA                                  | 0        | 0                                   | 0                   |
| Private Pay Health Insurance                                    | 38       | 0                                   | 31                  |
| State Health Insurance for Adults                               | 1317     | 0                                   | 1083                |
| Indian Health Services Program                                  | 1        | 0                                   | 1                   |
| Other   | 26       | 0                                   | 21                  |
| No Health Insurance   | 649      | 0                                   | 530                 |
| Client Doesn't Know/Client Refused                              | 13       | 0                                   | 13                  |
| Data Not Collected  | 0        | 0                                   | 0                   |
| Number of Stayers Not Yet Required to Have an Annual Assessment | 0        | 382                                 | 0                   |
| 1 Source of Health Insurance                                    | 1433     | 0                                   | 1187                |
| More than 1 Source of Health Insurance                          | 102      | 0                                   | 85                  |

**Q22a2: Length of Participation – ESG Projects**

|                                | Total | Leavers | Stayers |
|--------------------------------|-------|---------|---------|
| 0 to 7 days                    | 1269  | 1199    | 70      |
| 8 to 14 days                   | 264   | 202     | 62      |
| 15 to 21 days                  | 128   | 107     | 21      |
| 22 to 30 days                  | 114   | 88      | 26      |
| 31 to 60 days                  | 194   | 129     | 65      |
| 61 to 90 days                  | 90    | 45      | 45      |
| 91 to 180 days                 | 125   | 43      | 82      |
| 181 to 365 days                | 13    | 2       | 11      |
| 366 to 730 days (1-2 Yrs)      | 0     | 0       | 0       |
| 731 to 1,095 days (2-3 Yrs)    | 0     | 0       | 0       |
| 1,096 to 1,460 days (3-4 Yrs)  | 0     | 0       | 0       |
| 1,461 to 1,825 days (4-5 Yrs)  | 0     | 0       | 0       |
| More than 1,825 days (> 5 Yrs) | 0     | 0       | 0       |
| Data Not Collected             | 0     | 0       | 0       |
| Total                          | 2197  | 1815    | 382     |

**Q22c: RRH Length of Time between Project Start Date and Housing Move-in Date**

|                           | Total | Without Children | With Children and Adults | With Only Children | Unknown Household Type |
|---------------------------|-------|------------------|--------------------------|--------------------|------------------------|
| 7 days or less            | 0     | 0                | 0                        | 0                  | 0                      |
| 8 to 14 days              | 0     | 0                | 0                        | 0                  | 0                      |
| 15 to 21 days             | 0     | 0                | 0                        | 0                  | 0                      |
| 22 to 30 days             | 0     | 0                | 0                        | 0                  | 0                      |
| 31 to 60 days             | 0     | 0                | 0                        | 0                  | 0                      |
| 61 to 180 days            | 0     | 0                | 0                        | 0                  | 0                      |
| 181 to 365 days           | 0     | 0                | 0                        | 0                  | 0                      |
| 366 to 730 days (1-2 Yrs) | 0     | 0                | 0                        | 0                  | 0                      |
| Data Not Collected        | 0     | 0                | 0                        | 0                  | 0                      |
| Total                     | 0     | 0                | 0                        | 0                  | 0                      |

**Q22d: Length of Participation by Household Type**

|                                | Total | Without Children | With Children and Adults | With Only Children | Unknown Household Type |
|--------------------------------|-------|------------------|--------------------------|--------------------|------------------------|
| 7 days or less                 | 1269  | 1225             | 30                       | 14                 | 0                      |
| 8 to 14 days                   | 264   | 258              | 6                        | 0                  | 0                      |
| 15 to 21 days                  | 128   | 126              | 0                        | 2                  | 0                      |
| 22 to 30 days                  | 114   | 113              | 0                        | 1                  | 0                      |
| 31 to 60 days                  | 194   | 194              | 0                        | 0                  | 0                      |
| 61 to 90 days                  | 90    | 89               | 1                        | 0                  | 0                      |
| 91 to 180 days                 | 125   | 125              | 0                        | 0                  | 0                      |
| 181 to 365 days                | 13    | 13               | 0                        | 0                  | 0                      |
| 366 to 730 days (1-2 Yrs)      | 0     | 0                | 0                        | 0                  | 0                      |
| 731 to 1,095 days (2-3 Yrs)    | 0     | 0                | 0                        | 0                  | 0                      |
| 1,096 to 1,460 days (3-4 Yrs)  | 0     | 0                | 0                        | 0                  | 0                      |
| 1,461 to 1,825 days (4-5 Yrs)  | 0     | 0                | 0                        | 0                  | 0                      |
| More than 1,825 days (> 5 Yrs) | 0     | 0                | 0                        | 0                  | 0                      |
| Data Not Collected             | 0     | 0                | 0                        | 0                  | 0                      |
| Total                          | 2197  | 2143             | 37                       | 17                 | 0                      |

## Q23a: Exit Destination – More Than 90 Days

|   | Total | Without Children | With Children and Adults | With Only Children | Unknown Household Type |
|---|-------|------------------|--------------------------|--------------------|------------------------|
| <b>Permanent Destinations</b>   | 0     | 0                | 0                        | 0                  | 0                      |
| Moved from one HOPWA funded project to HOPWA PH   | 0     | 0                | 0                        | 0                  | 0                      |
| Owned by client, no ongoing housing subsidy   | 0     | 0                | 0                        | 0                  | 0                      |
| Owned by client, with ongoing housing subsidy   | 0     | 0                | 0                        | 0                  | 0                      |
| Rental by client, no ongoing housing subsidy  | 0     | 0                | 0                        | 0                  | 0                      |
| Rental by client, with VASH housing subsidy   | 0     | 0                | 0                        | 0                  | 0                      |
| Rental by client, with GPD TIP housing subsidy  | 0     | 0                | 0                        | 0                  | 0                      |
| Rental by client, with other ongoing housing subsidy  | 0     | 0                | 0                        | 0                  | 0                      |
| Permanent housing (other than RRH) for formerly homeless persons  | 0     | 0                | 0                        | 0                  | 0                      |
| Staying or living with family, permanent tenure   | 0     | 0                | 0                        | 0                  | 0                      |
| Staying or living with friends, permanent tenure  | 0     | 0                | 0                        | 0                  | 0                      |
| Rental by client, with RRH or equivalent subsidy  | 0     | 0                | 0                        | 0                  | 0                      |
| <b>Subtotal</b>   | 0     | 0                | 0                        | 0                  | 0                      |
| <b>Temporary Destinations</b>   | 0     | 0                | 0                        | 0                  | 0                      |
| Emergency shelter, including hotel or motel paid for with emergency shelter voucher   | 0     | 0                | 0                        | 0                  | 0                      |
| Moved from one HOPWA funded project to HOPWA TH   | 0     | 0                | 0                        | 0                  | 0                      |
| Transitional housing for homeless persons (including homeless youth)  | 0     | 0                | 0                        | 0                  | 0                      |
| Staying or living with family, temporary tenure (e.g. room, apartment or house)   | 0     | 0                | 0                        | 0                  | 0                      |
| Staying or living with friends, temporary tenure (e.g. room, apartment or house)  | 0     | 0                | 0                        | 0                  | 0                      |
| Place not meant for habitation (e.g., a vehicle, an abandoned building, bus/train/subway station/airport or anywhere outside) | 0     | 0                | 0                        | 0                  | 0                      |
| Safe Haven  | 0     | 0                | 0                        | 0                  | 0                      |
| Hotel or motel paid for without emergency shelter voucher   | 0     | 0                | 0                        | 0                  | 0                      |
| <b>Subtotal</b>   | 0     | 0                | 0                        | 0                  | 0                      |
| <b>Institutional Settings</b>   | 0     | 0                | 0                        | 0                  | 0                      |
| Foster care home or group foster care home  | 0     | 0                | 0                        | 0                  | 0                      |
| Psychiatric hospital or other psychiatric facility  | 0     | 0                | 0                        | 0                  | 0                      |
| Substance abuse treatment facility or detox center  | 0     | 0                | 0                        | 0                  | 0                      |
| Hospital or other residential non-psychiatric medical facility  | 0     | 0                | 0                        | 0                  | 0                      |
| Jail, prison, or juvenile detention facility  | 0     | 0                | 0                        | 0                  | 0                      |
| Long-term care facility or nursing home   | 0     | 0                | 0                        | 0                  | 0                      |
| <b>Subtotal</b>   | 0     | 0                | 0                        | 0                  | 0                      |
| <b>Other Destinations</b>   | 0     | 0                | 0                        | 0                  | 0                      |
| Residential project or halfway house with no homeless criteria  | 0     | 0                | 0                        | 0                  | 0                      |
| Deceased  | 0     | 0                | 0                        | 0                  | 0                      |
| Other   | 0     | 0                | 0                        | 0                  | 0                      |
| Client Doesn't Know/Client Refused  | 0     | 0                | 0                        | 0                  | 0                      |
| Data Not Collected (no exit interview completed)  | 0     | 0                | 0                        | 0                  | 0                      |
| <b>Subtotal</b>   | 0     | 0                | 0                        | 0                  | 0                      |
| <b>Total</b>  | 0     | 0                | 0                        | 0                  | 0                      |
| Total persons exiting to positive housing destinations  | 0     | 0                | 0                        | 0                  | 0                      |
| Total persons whose destinations excluded them from the calculation   | 0     | 0                | 0                        | 0                  | 0                      |
| Percentage  | --    | --               | --                       | --                 | --                     |

## Q23b: Exit Destination – 90 Days or Less

|   | Total | Without Children | With Children and Adults | With Only Children | Unknown Household Type |
|---|-------|------------------|--------------------------|--------------------|------------------------|
| <b>Permanent Destinations</b>   | 0     | 0                | 0                        | 0                  | 0                      |
| Moved from one HOPWA funded project to HOPWA PH   | 0     | 0                | 0                        | 0                  | 0                      |
| Owned by client, no ongoing housing subsidy   | 0     | 0                | 0                        | 0                  | 0                      |
| Owned by client, with ongoing housing subsidy   | 0     | 0                | 0                        | 0                  | 0                      |
| Rental by client, no ongoing housing subsidy  | 0     | 0                | 0                        | 0                  | 0                      |
| Rental by client, with VASH housing subsidy   | 0     | 0                | 0                        | 0                  | 0                      |
| Rental by client, with GPD TIP housing subsidy  | 0     | 0                | 0                        | 0                  | 0                      |
| Rental by client, with other ongoing housing subsidy  | 0     | 0                | 0                        | 0                  | 0                      |
| Permanent housing (other than RRH) for formerly homeless persons  | 0     | 0                | 0                        | 0                  | 0                      |
| Staying or living with family, permanent tenure   | 0     | 0                | 0                        | 0                  | 0                      |
| Staying or living with friends, permanent tenure  | 0     | 0                | 0                        | 0                  | 0                      |
| Rental by client, with RRH or equivalent subsidy  | 0     | 0                | 0                        | 0                  | 0                      |
| <b>Subtotal</b>   | 0     | 0                | 0                        | 0                  | 0                      |
| <b>Temporary Destinations</b>   | 0     | 0                | 0                        | 0                  | 0                      |
| Emergency shelter, including hotel or motel paid for with emergency shelter voucher   | 0     | 0                | 0                        | 0                  | 0                      |
| Moved from one HOPWA funded project to HOPWA TH   | 0     | 0                | 0                        | 0                  | 0                      |
| Transitional housing for homeless persons (including homeless youth)  | 0     | 0                | 0                        | 0                  | 0                      |
| Staying or living with family, temporary tenure (e.g. room, apartment or house)   | 0     | 0                | 0                        | 0                  | 0                      |
| Staying or living with friends, temporary tenure (e.g. room, apartment or house)  | 0     | 0                | 0                        | 0                  | 0                      |
| Place not meant for habitation (e.g., a vehicle, an abandoned building, bus/train/subway station/airport or anywhere outside) | 0     | 0                | 0                        | 0                  | 0                      |
| Safe Haven  | 0     | 0                | 0                        | 0                  | 0                      |
| Hotel or motel paid for without emergency shelter voucher   | 0     | 0                | 0                        | 0                  | 0                      |
| <b>Subtotal</b>   | 0     | 0                | 0                        | 0                  | 0                      |
| <b>Institutional Settings</b>   | 0     | 0                | 0                        | 0                  | 0                      |
| Foster care home or group foster care home  | 0     | 0                | 0                        | 0                  | 0                      |
| Psychiatric hospital or other psychiatric facility  | 0     | 0                | 0                        | 0                  | 0                      |
| Substance abuse treatment facility or detox center  | 0     | 0                | 0                        | 0                  | 0                      |
| Hospital or other residential non-psychiatric medical facility  | 0     | 0                | 0                        | 0                  | 0                      |
| Jail, prison, or juvenile detention facility  | 0     | 0                | 0                        | 0                  | 0                      |
| Long-term care facility or nursing home   | 0     | 0                | 0                        | 0                  | 0                      |
| <b>Subtotal</b>   | 0     | 0                | 0                        | 0                  | 0                      |
| <b>Other Destinations</b>   | 0     | 0                | 0                        | 0                  | 0                      |
| Residential project or halfway house with no homeless criteria  | 0     | 0                | 0                        | 0                  | 0                      |
| Deceased  | 0     | 0                | 0                        | 0                  | 0                      |
| Other   | 0     | 0                | 0                        | 0                  | 0                      |
| Client Doesn't Know/Client Refused  | 0     | 0                | 0                        | 0                  | 0                      |
| Data Not Collected (no exit interview completed)  | 0     | 0                | 0                        | 0                  | 0                      |
| <b>Subtotal</b>   | 0     | 0                | 0                        | 0                  | 0                      |
| <b>Total</b>  | 0     | 0                | 0                        | 0                  | 0                      |
| Total persons exiting to positive housing destinations  | 0     | 0                | 0                        | 0                  | 0                      |
| Total persons whose destinations excluded them from the calculation   | 0     | 0                | 0                        | 0                  | 0                      |
| Percentage  | --    | --               | --                       | --                 | --                     |

## Q23c: Exit Destination – All persons

|   | Total | Without Children | With Children and Adults | With Only Children | Unknown Household Type |
|---|-------|------------------|--------------------------|--------------------|------------------------|
| Moved from one HOPWA funded project to HOPWA PH   | 0     | 0                | 0                        | 0                  | 0                      |
| Owned by client, no ongoing housing subsidy   | 0     | 0                | 0                        | 0                  | 0                      |
| Owned by client, with ongoing housing subsidy   | 0     | 0                | 0                        | 0                  | 0                      |
| Rental by client, no ongoing housing subsidy  | 0     | 0                | 0                        | 0                  | 0                      |
| Rental by client, with VASH housing subsidy   | 0     | 0                | 0                        | 0                  | 0                      |
| Rental by client, with GPD TIP housing subsidy  | 0     | 0                | 0                        | 0                  | 0                      |
| Rental by client, with other ongoing housing subsidy  | 0     | 0                | 0                        | 0                  | 0                      |
| Permanent housing (other than RRH) for formerly homeless persons  | 0     | 0                | 0                        | 0                  | 0                      |
| Staying or living with family, permanent tenure   | 0     | 0                | 0                        | 0                  | 0                      |
| Staying or living with friends, permanent tenure  | 0     | 0                | 0                        | 0                  | 0                      |
| Rental by client, with RRH or equivalent subsidy  | 0     | 0                | 0                        | 0                  | 0                      |
| <b>Subtotal</b>   | 0     | 0                | 0                        | 0                  | 0                      |
| Emergency shelter, including hotel or motel paid for with emergency shelter voucher   | 0     | 0                | 0                        | 0                  | 0                      |
| Moved from one HOPWA funded project to HOPWA TH   | 0     | 0                | 0                        | 0                  | 0                      |
| Transitional housing for homeless persons (including homeless youth)  | 0     | 0                | 0                        | 0                  | 0                      |
| Staying or living with family, temporary tenure (e.g. room, apartment or house)   | 0     | 0                | 0                        | 0                  | 0                      |
| Staying or living with friends, temporary tenure (e.g. room, apartment or house)  | 0     | 0                | 0                        | 0                  | 0                      |
| Place not meant for habitation (e.g., a vehicle, an abandoned building, bus/train/subway station/airport or anywhere outside) | 0     | 0                | 0                        | 0                  | 0                      |
| Safe Haven  | 0     | 0                | 0                        | 0                  | 0                      |
| Hotel or motel paid for without emergency shelter voucher   | 0     | 0                | 0                        | 0                  | 0                      |
| <b>Subtotal</b>   | 0     | 0                | 0                        | 0                  | 0                      |
| Foster care home or group foster care home  | 0     | 0                | 0                        | 0                  | 0                      |
| Psychiatric hospital or other psychiatric facility  | 0     | 0                | 0                        | 0                  | 0                      |
| Substance abuse treatment facility or detox center  | 0     | 0                | 0                        | 0                  | 0                      |
| Hospital or other residential non-psychiatric medical facility  | 0     | 0                | 0                        | 0                  | 0                      |
| Jail, prison, or juvenile detention facility  | 0     | 0                | 0                        | 0                  | 0                      |
| Long-term care facility or nursing home   | 0     | 0                | 0                        | 0                  | 0                      |
| <b>Subtotal</b>   | 0     | 0                | 0                        | 0                  | 0                      |
| Residential project or halfway house with no homeless criteria  | 0     | 0                | 0                        | 0                  | 0                      |
| Deceased  | 0     | 0                | 0                        | 0                  | 0                      |
| Other   | 0     | 0                | 0                        | 0                  | 0                      |
| Client Doesn't Know/Client Refused  | 0     | 0                | 0                        | 0                  | 0                      |
| Data Not Collected (no exit interview completed)  | 1815  | 1769             | 29                       | 17                 | 0                      |
| <b>Subtotal</b>   | 1815  | 1769             | 29                       | 17                 | 0                      |
| <b>Total</b>  | 1815  | 1769             | 29                       | 17                 | 0                      |
| Total persons exiting to positive housing destinations  | 0     | 0                | 0                        | 0                  | 0                      |
| Total persons whose destinations excluded them from the calculation   | 0     | 0                | 0                        | 0                  | 0                      |

**Q24: Homelessness Prevention Housing Assessment at Exit**

|   | Total | Without Children | With Children and Adults | With Only Children | Unknown Household Type |
|---|-------|------------------|--------------------------|--------------------|------------------------|
| Able to maintain the housing they had at project start--Without a subsidy                                     | 0     | 0                | 0                        | 0                  | 0                      |
| Able to maintain the housing they had at project start--With the subsidy they had at project start            | 0     | 0                | 0                        | 0                  | 0                      |
| Able to maintain the housing they had at project start--With an on-going subsidy acquired since project start | 0     | 0                | 0                        | 0                  | 0                      |
| Able to maintain the housing they had at project start--Only with financial assistance other than a subsidy   | 0     | 0                | 0                        | 0                  | 0                      |
| Moved to new housing unit--With on-going subsidy  | 0     | 0                | 0                        | 0                  | 0                      |
| Moved to new housing unit--Without an on-going subsidy  | 0     | 0                | 0                        | 0                  | 0                      |
| Moved in with family/friends on a temporary basis   | 0     | 0                | 0                        | 0                  | 0                      |
| Moved in with family/friends on a permanent basis   | 0     | 0                | 0                        | 0                  | 0                      |
| Moved to a transitional or temporary housing facility or program  | 0     | 0                | 0                        | 0                  | 0                      |
| Client became homeless – moving to a shelter or other place unfit for human habitation                        | 0     | 0                | 0                        | 0                  | 0                      |
| Client went to jail/prison  | 0     | 0                | 0                        | 0                  | 0                      |
| Client died   | 0     | 0                | 0                        | 0                  | 0                      |
| Client doesn't know/Client refused  | 0     | 0                | 0                        | 0                  | 0                      |
| Data not collected (no exit interview completed)  | 0     | 0                | 0                        | 0                  | 0                      |
| Total   | 0     | 0                | 0                        | 0                  | 0                      |

**Q25a: Number of Veterans**

|                                    | Total | Without Children | With Children and Adults | Unknown Household Type |
|------------------------------------|-------|------------------|--------------------------|------------------------|
| Chronically Homeless Veteran       | 41    | 41               | 0                        | 0                      |
| Non-Chronically Homeless Veteran   | 159   | 159              | 0                        | 0                      |
| Not a Veteran                      | 1947  | 1928             | 19                       | 0                      |
| Client Doesn't Know/Client Refused | 15    | 15               | 0                        | 0                      |
| Data Not Collected                 | 0     | 0                | 0                        | 0                      |
| Total                              | 2162  | 2143             | 19                       | 0                      |

**Q26b: Number of Chronically Homeless Persons by Household**

|                                    | Total | Without Children | With Children and Adults | With Only Children | Unknown Household Type |
|------------------------------------|-------|------------------|--------------------------|--------------------|------------------------|
| Chronically Homeless               | 428   | 422              | 6                        | 0                  | 0                      |
| Not Chronically Homeless           | 1746  | 1698             | 31                       | 17                 | 0                      |
| Client Doesn't Know/Client Refused | 23    | 23               | 0                        | 0                  | 0                      |
| Data Not Collected                 | 0     | 0                | 0                        | 0                  | 0                      |
| Total                              | 2197  | 2143             | 37                       | 17                 | 0                      |




---

 HUD ESG CAPER 2017 - CSV upload only

 Grant: **ESG: Orange County - CA - Report** Type: **CAPER**


---

**Q04a: Project Identifiers in HMIS**


---

|   |                               |
|---|-------------------------------|
| Organization Name   | Mercy House                   |
| Email unique ID record link   | SwwskB3Rh9                    |
| Organization ID   | 12                            |
| Project Name  | ESG Orange County RRP         |
| Project ID  | 71                            |
| HMIS Project Type   | 13                            |
| Method of Tracking ES   |                               |
| Is the Services Only (HMIS Project Type 6) affiliated with a residential project? |                               |
| Identify the Project ID's of the Housing Projects this Project is Affiliated with |                               |
| CSV Exception?  | No                            |
| Uploaded via emailed hyperlink?   | Yes                           |
| Project name (user-specified)   | Armory Emergency Shelter -RRH |
| Project type (user-specified)   | PH - Rapid Re-Housing         |

**Q05a: Report Validations Table**


---

|   |    |
|---|----|
| Total Number of Persons Served  | 24 |
| Number of Adults (Age 18 or Over)                                     | 17 |
| Number of Children (Under Age 18)                                     | 7  |
| Number of Persons with Unknown Age                                    | 0  |
| Number of Leavers   | 15 |
| Number of Adult Leavers   | 12 |
| Number of Adult and Head of Household Leavers                         | 12 |
| Number of Stayers   | 9  |
| Number of Adult Stayers   | 5  |
| Number of Veterans  | 0  |
| Number of Chronically Homeless Persons                                | 7  |
| Number of Youth Under Age 25  | 0  |
| Number of Parenting Youth Under Age 25 with Children                  | 0  |
| Number of Adult Heads of Household                                    | 14 |
| Number of Child and Unknown-Age Heads of Household                    | 0  |
| Heads of Households and Adult Stayers in the Project 365 Days or More | 0  |

**Q06a: Data Quality: Personally Identifying Information (PII)**

| Data Element           | Client Doesn't Know/Refused | Information Missing | Data Issues | % of Error Rate |
|------------------------|-----------------------------|---------------------|-------------|-----------------|
| Name                   | 0                           | 0                   | 0           | 0.00 %          |
| Social Security Number | 1                           | 0                   | 3           | 0.17 %          |
| Date of Birth          | 0                           | 0                   | 0           | 0.00 %          |
| Race                   | 2                           | 0                   | 0           | 0.08 %          |
| Ethnicity              | 0                           | 0                   | 0           | 0.00 %          |
| Gender                 | 0                           | 0                   | 0           | 0.00 %          |
| Overall Score          |                             |                     |             | 0.25 %          |

**Q06b: Data Quality: Universal Data Elements**

|                                   | Error Count | % of Error Rate |
|-----------------------------------|-------------|-----------------|
| Veteran Status                    | 0           | 0.00 %          |
| Project Start Date                | 0           | 0.00 %          |
| Relationship to Head of Household | 0           | 0.00 %          |
| Client Location                   | 0           | 0.00 %          |
| Disabling Condition               | 0           | 0.00 %          |

**Q06c: Data Quality: Income and Housing Data Quality**

|   | Error Count | % of Error Rate |
|---|-------------|-----------------|
| Destination                             | 1           | 6.67 %          |
| Income and Sources at Start             | 0           | 0.00 %          |
| Income and Sources at Annual Assessment | 0           | --              |
| Income and Sources at Exit              | 0           | 0.00 %          |

**Q06d: Data Quality: Chronic Homelessness**

|                         | Count of Total Records | Missing Time in Institution | Missing Time in Housing | Approximate Date Started DK/R/missing | Number of Times DK/R/missing | Number of Months DK/R/missing | % of Records Unable to Calculate |
|-------------------------|------------------------|-----------------------------|-------------------------|---------------------------------------|------------------------------|-------------------------------|----------------------------------|
| ES, SH, Street Outreach | 0                      | 0                           | 0                       | 0                                     | 0                            | 0                             | --                               |
| TH                      | 0                      | 0                           | 0                       | 0                                     | 0                            | 0                             | --                               |
| PH (All)                | 17                     | 0                           | 0                       | 0                                     | 0                            | 0                             | 0.00                             |
| Total                   | 17                     | 0                           | 0                       | 0                                     | 0                            | 0                             | 0.00                             |

**Q06e: Data Quality: Timeliness**

|           | Number of Project Entry Records | Number of Project Exit Records |
|-----------|---------------------------------|--------------------------------|
| 0 days    | 0                               | 4                              |
| 1-3 Days  | 0                               | 0                              |
| 4-6 Days  | 3                               | 8                              |
| 7-10 Days | 1                               | 3                              |
| 11+ Days  | 20                              | 0                              |



**Q06f: Data Quality: Inactive Records: Street Outreach & Emergency Shelter**

|  | # of Records | # of Inactive Records | % of Inactive Records |
|--|--------------|-----------------------|-----------------------|
| Contact (Adults and Heads of Household in Street Outreach or ES - NBN) | 0            | 0                     | --                    |
| Bed Night (All Clients in ES - NBN)                                    | 0            | 0                     | --                    |

**Q07a: Number of Persons Served**

|                                     | Total | Without Children | With Children and Adults | With Only Children | Unknown Household Type |
|-------------------------------------|-------|------------------|--------------------------|--------------------|------------------------|
| Adults                              | 17    | 12               | 5                        | 0                  | 0                      |
| Children                            | 7     | 0                | 7                        | 0                  | 0                      |
| Client Doesn't Know/ Client Refused | 0     | 0                | 0                        | 0                  | 0                      |
| Data Not Collected                  | 0     | 0                | 0                        | 0                  | 0                      |
| Total                               | 24    | 12               | 12                       | 0                  | 0                      |

**Q08a: Households Served**

|                  | Total | Without Children | With Children and Adults | With Only Children | Unknown Household Type |
|------------------|-------|------------------|--------------------------|--------------------|------------------------|
| Total Households | 14    | 11               | 3                        | 0                  | 0                      |

**Q08b: Point-in-Time Count of Households on the Last Wednesday**

|         | Total | Without Children | With Children and Adults | With Only Children | Unknown Household Type |
|---------|-------|------------------|--------------------------|--------------------|------------------------|
| January | 5     | 5                | 0                        | 0                  | 0                      |
| April   | 8     | 7                | 1                        | 0                  | 0                      |
| July    | 0     | 0                | 0                        | 0                  | 0                      |
| October | 2     | 2                | 0                        | 0                  | 0                      |

**Q09a: Number of Persons Contacted**

|                         | All Persons Contacted | First contact – NOT staying on the Streets, ES, or SH | First contact – WAS staying on Streets, ES, or SH | First contact – Worker unable to determine |
|-------------------------|-----------------------|---|---|--|
| Once                    | 0                     | 0   | 0   | 0  |
| 2-5 Times               | 0                     | 0   | 0   | 0  |
| 6-9 Times               | 0                     | 0   | 0   | 0  |
| 10+ Times               | 0                     | 0   | 0   | 0  |
| Total Persons Contacted | 0                     | 0   | 0   | 0  |

**Q09b: Number of Persons Engaged**

|                       | All Persons Contacted | First contact – NOT staying on the Streets, ES, or SH | First contact – WAS staying on Streets, ES, or SH | First contact – Worker unable to determine |
|-----------------------|-----------------------|---|---|--|
| Once                  | 0                     | 0   | 0   | 0  |
| 2-5 Contacts          | 0                     | 0   | 0   | 0  |
| 6-9 Contacts          | 0                     | 0   | 0   | 0  |
| 10+ Contacts          | 0                     | 0   | 0   | 0  |
| Total Persons Engaged | 0                     | 0   | 0   | 0  |
| Rate of Engagement    | 0.00                  | 0.00  | 0.00  | 0.00                                       |

**Q10a: Gender of Adults**

|   | Total | Without Children | With Children and Adults | Unknown Household Type |
|---|-------|------------------|--------------------------|------------------------|
| Male  | 7     | 5                | 2                        | 0                      |
| Female  | 10    | 7                | 3                        | 0                      |
| Trans Male (FTM or Female to Male)                          | 0     | 0                | 0                        | 0                      |
| Trans Female (MTF or Male to Female)                        | 0     | 0                | 0                        | 0                      |
| Gender Non-Conforming (i.e. not exclusively male or female) | 0     | 0                | 0                        | 0                      |
| Client Doesn't Know/Client Refused                          | 0     | 0                | 0                        | 0                      |
| Data Not Collected  | 0     | 0                | 0                        | 0                      |
| Subtotal  | 17    | 12               | 5                        | 0                      |

**Q10b: Gender of Children**

|   | Total | With Children and Adults | With Only Children | Unknown Household Type |
|---|-------|--------------------------|--------------------|------------------------|
| Male  | 2     | 2                        | 0                  | 0                      |
| Female  | 5     | 5                        | 0                  | 0                      |
| Trans Male (FTM or Female to Male)                          | 0     | 0                        | 0                  | 0                      |
| Trans Female (MTF or Male to Female)                        | 0     | 0                        | 0                  | 0                      |
| Gender Non-Conforming (i.e. not exclusively male or female) | 0     | 0                        | 0                  | 0                      |
| Client Doesn't Know/Client Refused                          | 0     | 0                        | 0                  | 0                      |
| Data Not Collected  | 0     | 0                        | 0                  | 0                      |
| Subtotal  | 7     | 7                        | 0                  | 0                      |

**Q10c: Gender of Persons Missing Age Information**

|   | Total | Without Children | With Children and Adults | With Only Children | Unknown Household Type |
|---|-------|------------------|--------------------------|--------------------|------------------------|
| Male  | 0     | 0                | 0                        | 0                  | 0                      |
| Female  | 0     | 0                | 0                        | 0                  | 0                      |
| Trans Male (FTM or Female to Male)                          | 0     | 0                | 0                        | 0                  | 0                      |
| Trans Female (MTF or Male to Female)                        | 0     | 0                | 0                        | 0                  | 0                      |
| Gender Non-Conforming (i.e. not exclusively male or female) | 0     | 0                | 0                        | 0                  | 0                      |
| Client Doesn't Know/Client Refused                          | 0     | 0                | 0                        | 0                  | 0                      |
| Data Not Collected  | 0     | 0                | 0                        | 0                  | 0                      |
| Subtotal  | 0     | 0                | 0                        | 0                  | 0                      |

**Q10d: Gender by Age Ranges**

|   | Total | Under Age 18 | Age 18-24 | Age 25-61 | Age 62 and over | Client Doesn't Know/ Client Refused | Data Not Collected |
|---|-------|--------------|-----------|-----------|-----------------|-------------------------------------|--------------------|
| Male  | 9     | 2            | 0         | 6         | 1               | 0                                   | 0                  |
| Female  | 15    | 5            | 0         | 10        | 0               | 0                                   | 0                  |
| Trans Female (MTF or Male to Female)                        | 0     | 0            | 0         | 0         | 0               | 0                                   | 0                  |
| Trans Male (FTM or Female to Male)                          | 0     | 0            | 0         | 0         | 0               | 0                                   | 0                  |
| Gender Non-Conforming (i.e. not exclusively male or female) | 0     | 0            | 0         | 0         | 0               | 0                                   | 0                  |
| Client Doesn't Know/Client Refused                          | 0     | 0            | 0         | 0         | 0               | 0                                   | 0                  |
| Data Not Collected  | 0     | 0            | 0         | 0         | 0               | 0                                   | 0                  |
| Subtotal  | 24    | 7            | 0         | 16        | 1               | 0                                   | 0                  |

**Q11: Age**

|                                    | Total | Without Children | With Children and Adults | With Only Children | Unknown Household Type |
|------------------------------------|-------|------------------|--------------------------|--------------------|------------------------|
| Under 5                            | 1     | 0                | 1                        | 0                  | 0                      |
| 5 - 12                             | 5     | 0                | 5                        | 0                  | 0                      |
| 13 - 17                            | 1     | 0                | 1                        | 0                  | 0                      |
| 18 - 24                            | 0     | 0                | 0                        | 0                  | 0                      |
| 25 - 34                            | 5     | 2                | 3                        | 0                  | 0                      |
| 35 - 44                            | 3     | 1                | 2                        | 0                  | 0                      |
| 45 - 54                            | 3     | 3                | 0                        | 0                  | 0                      |
| 55 - 61                            | 5     | 5                | 0                        | 0                  | 0                      |
| 62+                                | 1     | 1                | 0                        | 0                  | 0                      |
| Client Doesn't Know/Client Refused | 0     | 0                | 0                        | 0                  | 0                      |
| Data Not Collected                 | 0     | 0                | 0                        | 0                  | 0                      |
| Total                              | 24    | 12               | 12                       | 0                  | 0                      |

**Q12a: Race**

|   | Total | Without Children | With Children and Adults | With Only Children | Unknown Household Type |
|---|-------|------------------|--------------------------|--------------------|------------------------|
| White                                     | 18    | 10               | 8                        | 0                  | 0                      |
| Black or African American                 | 3     | 0                | 3                        | 0                  | 0                      |
| Asian                                     | 0     | 0                | 0                        | 0                  | 0                      |
| American Indian or Alaska Native          | 0     | 0                | 0                        | 0                  | 0                      |
| Native Hawaiian or Other Pacific Islander | 0     | 0                | 0                        | 0                  | 0                      |
| Multiple Races                            | 1     | 1                | 0                        | 0                  | 0                      |
| Client Doesn't Know/Client Refused        | 2     | 1                | 1                        | 0                  | 0                      |
| Data Not Collected                        | 0     | 0                | 0                        | 0                  | 0                      |
| Total                                     | 24    | 12               | 12                       | 0                  | 0                      |

**Q12b: Ethnicity**

|                                    | Total | Without Children | With Children and Adults | With Only Children | Unknown Household Type |
|------------------------------------|-------|------------------|--------------------------|--------------------|------------------------|
| Non-Hispanic/Non-Latino            | 12    | 6                | 6                        | 0                  | 0                      |
| Hispanic/Latino                    | 12    | 6                | 6                        | 0                  | 0                      |
| Client Doesn't Know/Client Refused | 0     | 0                | 0                        | 0                  | 0                      |
| Data Not Collected                 | 0     | 0                | 0                        | 0                  | 0                      |
| Total                              | 24    | 12               | 12                       | 0                  | 0                      |

**Q13a1: Physical and Mental Health Conditions at Entry**

|                             | Total Persons | Without Children | With Children and Adults | With Only Children | Unknown Household Type |
|-----------------------------|---------------|------------------|--------------------------|--------------------|------------------------|
| Mental Health Problem       | 10            | 7                | 3                        | 0                  | 0                      |
| Alcohol Abuse               | 0             | 0                | 0                        | 0                  | 0                      |
| Drug Abuse                  | 0             | 0                | 0                        | 0                  | 0                      |
| Both Alcohol and Drug Abuse | 0             | 0                | 0                        | 0                  | 0                      |
| Chronic Health Condition    | 10            | 8                | 2                        | 0                  | 0                      |
| HIV/AIDS                    | 0             | 0                | 0                        | 0                  | 0                      |
| Developmental Disability    | 1             | 1                | 0                        | 0                  | 0                      |
| Physical Disability         | 11            | 9                | 2                        | 0                  | 0                      |

**Q13b1: Physical and Mental Health Conditions at Exit**

|                             | Total Persons | Without Children | With Children and Adults | With Only Children | Unknown Household Type |
|-----------------------------|---------------|------------------|--------------------------|--------------------|------------------------|
| Mental Health Problem       | 7             | 4                | 3                        | 0                  | 0                      |
| Alcohol Abuse               | 0             | 0                | 0                        | 0                  | 0                      |
| Drug Abuse                  | 0             | 0                | 0                        | 0                  | 0                      |
| Both Alcohol and Drug Abuse | 0             | 0                | 0                        | 0                  | 0                      |
| Chronic Health Condition    | 8             | 6                | 2                        | 0                  | 0                      |
| HIV/AIDS                    | 0             | 0                | 0                        | 0                  | 0                      |
| Developmental Disability    | 0             | 0                | 0                        | 0                  | 0                      |
| Physical Disability         | 8             | 6                | 2                        | 0                  | 0                      |

**Q13c1: Physical and Mental Health Conditions for Stayers**

|                             | Total Persons | Without Children | With Children and Adults | With Only Children | Unknown Household Type |
|-----------------------------|---------------|------------------|--------------------------|--------------------|------------------------|
| Mental Health Problem       | 2             | 2                | 0                        | 0                  | 0                      |
| Alcohol Abuse               | 0             | 0                | 0                        | 0                  | 0                      |
| Drug Abuse                  | 0             | 0                | 0                        | 0                  | 0                      |
| Both Alcohol and Drug Abuse | 0             | 0                | 0                        | 0                  | 0                      |
| Chronic Health Condition    | 1             | 1                | 0                        | 0                  | 0                      |
| HIV/AIDS                    | 0             | 0                | 0                        | 0                  | 0                      |
| Developmental Disability    | 0             | 0                | 0                        | 0                  | 0                      |
| Physical Disability         | 2             | 2                | 0                        | 0                  | 0                      |

**Q14a: Domestic Violence History**

|                                    | Total | Without Children | With Children and Adults | With Only Children | Unknown Household Type |
|------------------------------------|-------|------------------|--------------------------|--------------------|------------------------|
| Yes                                | 6     | 4                | 2                        | 0                  | 0                      |
| No                                 | 11    | 8                | 3                        | 0                  | 0                      |
| Client Doesn't Know/Client Refused | 0     | 0                | 0                        | 0                  | 0                      |
| Data Not Collected                 | 0     | 0                | 0                        | 0                  | 0                      |
| Total                              | 17    | 12               | 5                        | 0                  | 0                      |

**Q14b: Persons Fleeing Domestic Violence**

|                                    | Total | Without Children | With Children and Adults | With Only Children | Unknown Household Type |
|------------------------------------|-------|------------------|--------------------------|--------------------|------------------------|
| Yes                                | 1     | 0                | 1                        | 0                  | 0                      |
| No                                 | 5     | 4                | 1                        | 0                  | 0                      |
| Client Doesn't Know/Client Refused | 0     | 0                | 0                        | 0                  | 0                      |
| Data Not Collected                 | 0     | 0                | 0                        | 0                  | 0                      |
| Total                              | 6     | 4                | 2                        | 0                  | 0                      |

## Q15: Living Situation

|   | Total | Without Children | With Children and Adults | With Only Children | Unknown Household Type |
|---|-------|------------------|--------------------------|--------------------|------------------------|
| <b>Homeless Situations</b>  | 0     | 0                | 0                        | 0                  | 0                      |
| Emergency shelter, including hotel or motel paid for with emergency shelter voucher | 10    | 10               | 0                        | 0                  | 0                      |
| Transitional housing for homeless persons (including homeless youth)                | 0     | 0                | 0                        | 0                  | 0                      |
| Place not meant for habitation  | 7     | 2                | 5                        | 0                  | 0                      |
| Safe Haven  | 0     | 0                | 0                        | 0                  | 0                      |
| Interim Housing   | 0     | 0                | 0                        | 0                  | 0                      |
| <b>Subtotal</b>   | 17    | 12               | 5                        | 0                  | 0                      |
| <b>Institutional Settings</b>   | 0     | 0                | 0                        | 0                  | 0                      |
| Psychiatric hospital or other psychiatric facility                                  | 0     | 0                | 0                        | 0                  | 0                      |
| Substance abuse treatment facility or detox center                                  | 0     | 0                | 0                        | 0                  | 0                      |
| Hospital or other residential non-psychiatric medical facility                      | 0     | 0                | 0                        | 0                  | 0                      |
| Jail, prison or juvenile detention facility   | 0     | 0                | 0                        | 0                  | 0                      |
| Foster care home or foster care group home  | 0     | 0                | 0                        | 0                  | 0                      |
| Long-term care facility or nursing home   | 0     | 0                | 0                        | 0                  | 0                      |
| Residential project or halfway house with no homeless criteria                      | 0     | 0                | 0                        | 0                  | 0                      |
| <b>Subtotal</b>   | 0     | 0                | 0                        | 0                  | 0                      |
| <b>Other Locations</b>  | 0     | 0                | 0                        | 0                  | 0                      |
| Permanent housing (other than RRH) for formerly homeless persons                    | 0     | 0                | 0                        | 0                  | 0                      |
| Owned by client, no ongoing housing subsidy   | 0     | 0                | 0                        | 0                  | 0                      |
| Owned by client, with ongoing housing subsidy                                       | 0     | 0                | 0                        | 0                  | 0                      |
| Rental by client, no ongoing housing subsidy  | 0     | 0                | 0                        | 0                  | 0                      |
| Rental by client, with VASH subsidy   | 0     | 0                | 0                        | 0                  | 0                      |
| Rental by client with GPD TIP subsidy   | 0     | 0                | 0                        | 0                  | 0                      |
| Rental by client, with other housing subsidy (including RRH)                        | 0     | 0                | 0                        | 0                  | 0                      |
| Hotel or motel paid for without emergency shelter voucher                           | 0     | 0                | 0                        | 0                  | 0                      |
| Staying or living in a friend's room, apartment or house                            | 0     | 0                | 0                        | 0                  | 0                      |
| Staying or living in a family member's room, apartment or house                     | 0     | 0                | 0                        | 0                  | 0                      |
| Client Doesn't Know/Client Refused  | 0     | 0                | 0                        | 0                  | 0                      |
| Data Not Collected  | 0     | 0                | 0                        | 0                  | 0                      |
| <b>Subtotal</b>   | 0     | 0                | 0                        | 0                  | 0                      |
| <b>Total</b>  | 17    | 12               | 5                        | 0                  | 0                      |

## Q20a: Type of Non-Cash Benefit Sources

|   | Benefit at Start | Benefit at Latest Annual Assessment for Stayers | Benefit at Exit for Leavers |
|---|------------------|---|-----------------------------|
| Supplemental Nutritional Assistance Program | 6                | 0   | 3                           |
| WIC   | 0                | 0   | 0                           |
| TANF Child Care Services                    | 0                | 0   | 0                           |
| TANF Transportation Services                | 0                | 0   | 0                           |
| Other TANF-Funded Services                  | 0                | 0   | 0                           |
| Other Source                                | 0                | 0   | 0                           |

**Q21: Health Insurance**

|   | At Start | At Annual Assessment<br>for Stayers | At Exit for Leavers |
|---|----------|-------------------------------------|---------------------|
| Medicaid  | 0        | 0                                   | 0                   |
| Medicare  | 1        | 0                                   | 0                   |
| State Children's Health Insurance Program                       | 7        | 0                                   | 3                   |
| VA Medical Services   | 0        | 0                                   | 0                   |
| Employer Provided Health Insurance                              | 0        | 0                                   | 0                   |
| Health Insurance Through COBRA                                  | 0        | 0                                   | 0                   |
| Private Pay Health Insurance                                    | 0        | 0                                   | 0                   |
| State Health Insurance for Adults                               | 15       | 0                                   | 11                  |
| Indian Health Services Program                                  | 0        | 0                                   | 0                   |
| Other   | 0        | 0                                   | 0                   |
| No Health Insurance   | 2        | 0                                   | 1                   |
| Client Doesn't Know/Client Refused                              | 0        | 0                                   | 0                   |
| Data Not Collected  | 0        | 0                                   | 0                   |
| Number of Stayers Not Yet Required to Have an Annual Assessment | 0        | 9                                   | 0                   |
| 1 Source of Health Insurance                                    | 21       | 0                                   | 14                  |
| More than 1 Source of Health Insurance                          | 1        | 0                                   | 0                   |

**Q22a2: Length of Participation – ESG Projects**

|                                | Total | Leavers | Stayers |
|--------------------------------|-------|---------|---------|
| 0 to 7 days                    | 0     | 0       | 0       |
| 8 to 14 days                   | 4     | 4       | 0       |
| 15 to 21 days                  | 0     | 0       | 0       |
| 22 to 30 days                  | 2     | 2       | 0       |
| 31 to 60 days                  | 4     | 3       | 1       |
| 61 to 90 days                  | 6     | 0       | 6       |
| 91 to 180 days                 | 6     | 4       | 2       |
| 181 to 365 days                | 2     | 2       | 0       |
| 366 to 730 days (1-2 Yrs)      | 0     | 0       | 0       |
| 731 to 1,095 days (2-3 Yrs)    | 0     | 0       | 0       |
| 1,096 to 1,460 days (3-4 Yrs)  | 0     | 0       | 0       |
| 1,461 to 1,825 days (4-5 Yrs)  | 0     | 0       | 0       |
| More than 1,825 days (> 5 Yrs) | 0     | 0       | 0       |
| Data Not Collected             | 0     | 0       | 0       |
| Total                          | 24    | 15      | 9       |

**Q22c: RRH Length of Time between Project Start Date and Housing Move-in Date**

|                           | Total | Without Children | With Children and Adults | With Only Children | Unknown Household Type |
|---------------------------|-------|------------------|--------------------------|--------------------|------------------------|
| 7 days or less            | 9     | 6                | 3                        | 0                  | 0                      |
| 8 to 14 days              | 0     | 0                | 0                        | 0                  | 0                      |
| 15 to 21 days             | 0     | 0                | 0                        | 0                  | 0                      |
| 22 to 30 days             | 5     | 1                | 4                        | 0                  | 0                      |
| 31 to 60 days             | 0     | 0                | 0                        | 0                  | 0                      |
| 61 to 180 days            | 2     | 2                | 0                        | 0                  | 0                      |
| 181 to 365 days           | 0     | 0                | 0                        | 0                  | 0                      |
| 366 to 730 days (1-2 Yrs) | 0     | 0                | 0                        | 0                  | 0                      |
| Data Not Collected        | 0     | 0                | 0                        | 0                  | 0                      |
| Total                     | 16    | 9                | 7                        | 0                  | 0                      |

**Q22d: Length of Participation by Household Type**

|                                | Total | Without Children | With Children and Adults | With Only Children | Unknown Household Type |
|--------------------------------|-------|------------------|--------------------------|--------------------|------------------------|
| 7 days or less                 | 0     | 0                | 0                        | 0                  | 0                      |
| 8 to 14 days                   | 4     | 0                | 4                        | 0                  | 0                      |
| 15 to 21 days                  | 0     | 0                | 0                        | 0                  | 0                      |
| 22 to 30 days                  | 2     | 2                | 0                        | 0                  | 0                      |
| 31 to 60 days                  | 4     | 1                | 3                        | 0                  | 0                      |
| 61 to 90 days                  | 6     | 1                | 5                        | 0                  | 0                      |
| 91 to 180 days                 | 6     | 6                | 0                        | 0                  | 0                      |
| 181 to 365 days                | 2     | 2                | 0                        | 0                  | 0                      |
| 366 to 730 days (1-2 Yrs)      | 0     | 0                | 0                        | 0                  | 0                      |
| 731 to 1,095 days (2-3 Yrs)    | 0     | 0                | 0                        | 0                  | 0                      |
| 1,096 to 1,460 days (3-4 Yrs)  | 0     | 0                | 0                        | 0                  | 0                      |
| 1,461 to 1,825 days (4-5 Yrs)  | 0     | 0                | 0                        | 0                  | 0                      |
| More than 1,825 days (> 5 Yrs) | 0     | 0                | 0                        | 0                  | 0                      |
| Data Not Collected             | 0     | 0                | 0                        | 0                  | 0                      |
| Total                          | 24    | 12               | 12                       | 0                  | 0                      |

## Q23a: Exit Destination – More Than 90 Days

|   | Total   | Without Children | With Children and Adults | With Only Children | Unknown Household Type |
|---|---------|------------------|--------------------------|--------------------|------------------------|
| <b>Permanent Destinations</b>   | 0       | 0                | 0                        | 0                  | 0                      |
| Moved from one HOPWA funded project to HOPWA PH   | 0       | 0                | 0                        | 0                  | 0                      |
| Owned by client, no ongoing housing subsidy   | 0       | 0                | 0                        | 0                  | 0                      |
| Owned by client, with ongoing housing subsidy   | 0       | 0                | 0                        | 0                  | 0                      |
| Rental by client, no ongoing housing subsidy  | 5       | 5                | 0                        | 0                  | 0                      |
| Rental by client, with VASH housing subsidy   | 0       | 0                | 0                        | 0                  | 0                      |
| Rental by client, with GPD TIP housing subsidy  | 0       | 0                | 0                        | 0                  | 0                      |
| Rental by client, with other ongoing housing subsidy  | 0       | 0                | 0                        | 0                  | 0                      |
| Permanent housing (other than RRH) for formerly homeless persons  | 0       | 0                | 0                        | 0                  | 0                      |
| Staying or living with family, permanent tenure   | 0       | 0                | 0                        | 0                  | 0                      |
| Staying or living with friends, permanent tenure  | 0       | 0                | 0                        | 0                  | 0                      |
| Rental by client, with RRH or equivalent subsidy  | 0       | 0                | 0                        | 0                  | 0                      |
| <b>Subtotal</b>   | 5       | 5                | 0                        | 0                  | 0                      |
| <b>Temporary Destinations</b>   | 0       | 0                | 0                        | 0                  | 0                      |
| Emergency shelter, including hotel or motel paid for with emergency shelter voucher   | 0       | 0                | 0                        | 0                  | 0                      |
| Moved from one HOPWA funded project to HOPWA TH   | 0       | 0                | 0                        | 0                  | 0                      |
| Transitional housing for homeless persons (including homeless youth)  | 0       | 0                | 0                        | 0                  | 0                      |
| Staying or living with family, temporary tenure (e.g. room, apartment or house)   | 0       | 0                | 0                        | 0                  | 0                      |
| Staying or living with friends, temporary tenure (e.g. room, apartment or house)  | 0       | 0                | 0                        | 0                  | 0                      |
| Place not meant for habitation (e.g., a vehicle, an abandoned building, bus/train/subway station/airport or anywhere outside) | 0       | 0                | 0                        | 0                  | 0                      |
| Safe Haven  | 0       | 0                | 0                        | 0                  | 0                      |
| Hotel or motel paid for without emergency shelter voucher   | 0       | 0                | 0                        | 0                  | 0                      |
| <b>Subtotal</b>   | 0       | 0                | 0                        | 0                  | 0                      |
| <b>Institutional Settings</b>   | 0       | 0                | 0                        | 0                  | 0                      |
| Foster care home or group foster care home  | 0       | 0                | 0                        | 0                  | 0                      |
| Psychiatric hospital or other psychiatric facility  | 0       | 0                | 0                        | 0                  | 0                      |
| Substance abuse treatment facility or detox center  | 0       | 0                | 0                        | 0                  | 0                      |
| Hospital or other residential non-psychiatric medical facility  | 0       | 0                | 0                        | 0                  | 0                      |
| Jail, prison, or juvenile detention facility  | 0       | 0                | 0                        | 0                  | 0                      |
| Long-term care facility or nursing home   | 0       | 0                | 0                        | 0                  | 0                      |
| <b>Subtotal</b>   | 0       | 0                | 0                        | 0                  | 0                      |
| <b>Other Destinations</b>   | 0       | 0                | 0                        | 0                  | 0                      |
| Residential project or halfway house with no homeless criteria  | 0       | 0                | 0                        | 0                  | 0                      |
| Deceased  | 0       | 0                | 0                        | 0                  | 0                      |
| Other   | 0       | 0                | 0                        | 0                  | 0                      |
| Client Doesn't Know/Client Refused  | 0       | 0                | 0                        | 0                  | 0                      |
| Data Not Collected (no exit interview completed)  | 1       | 1                | 0                        | 0                  | 0                      |
| <b>Subtotal</b>   | 1       | 1                | 0                        | 0                  | 0                      |
| <b>Total</b>  | 6       | 6                | 0                        | 0                  | 0                      |
| Total persons exiting to positive housing destinations  | 5       | 5                | 0                        | 0                  | 0                      |
| Total persons whose destinations excluded them from the calculation   | 0       | 0                | 0                        | 0                  | 0                      |
| Percentage  | 83.33 % | 83.33 %          | --                       | --                 | --                     |



## Q23b: Exit Destination – 90 Days or Less

|   | Total    | Without Children | With Children and Adults | With Only Children | Unknown Household Type |
|---|----------|------------------|--------------------------|--------------------|------------------------|
| <b>Permanent Destinations</b>   | 0        | 0                | 0                        | 0                  | 0                      |
| Moved from one HOPWA funded project to HOPWA PH   | 0        | 0                | 0                        | 0                  | 0                      |
| Owned by client, no ongoing housing subsidy   | 0        | 0                | 0                        | 0                  | 0                      |
| Owned by client, with ongoing housing subsidy   | 0        | 0                | 0                        | 0                  | 0                      |
| Rental by client, no ongoing housing subsidy  | 3        | 0                | 3                        | 0                  | 0                      |
| Rental by client, with VASH housing subsidy   | 0        | 0                | 0                        | 0                  | 0                      |
| Rental by client, with GPD TIP housing subsidy  | 0        | 0                | 0                        | 0                  | 0                      |
| Rental by client, with other ongoing housing subsidy  | 2        | 2                | 0                        | 0                  | 0                      |
| Permanent housing (other than RRH) for formerly homeless persons  | 0        | 0                | 0                        | 0                  | 0                      |
| Staying or living with family, permanent tenure   | 0        | 0                | 0                        | 0                  | 0                      |
| Staying or living with friends, permanent tenure  | 0        | 0                | 0                        | 0                  | 0                      |
| Rental by client, with RRH or equivalent subsidy  | 4        | 0                | 4                        | 0                  | 0                      |
| <b>Subtotal</b>   | 9        | 2                | 7                        | 0                  | 0                      |
| <b>Temporary Destinations</b>   | 0        | 0                | 0                        | 0                  | 0                      |
| Emergency shelter, including hotel or motel paid for with emergency shelter voucher   | 0        | 0                | 0                        | 0                  | 0                      |
| Moved from one HOPWA funded project to HOPWA TH   | 0        | 0                | 0                        | 0                  | 0                      |
| Transitional housing for homeless persons (including homeless youth)  | 0        | 0                | 0                        | 0                  | 0                      |
| Staying or living with family, temporary tenure (e.g. room, apartment or house)   | 0        | 0                | 0                        | 0                  | 0                      |
| Staying or living with friends, temporary tenure (e.g. room, apartment or house)  | 0        | 0                | 0                        | 0                  | 0                      |
| Place not meant for habitation (e.g., a vehicle, an abandoned building, bus/train/subway station/airport or anywhere outside) | 0        | 0                | 0                        | 0                  | 0                      |
| Safe Haven  | 0        | 0                | 0                        | 0                  | 0                      |
| Hotel or motel paid for without emergency shelter voucher   | 0        | 0                | 0                        | 0                  | 0                      |
| <b>Subtotal</b>   | 0        | 0                | 0                        | 0                  | 0                      |
| <b>Institutional Settings</b>   | 0        | 0                | 0                        | 0                  | 0                      |
| Foster care home or group foster care home  | 0        | 0                | 0                        | 0                  | 0                      |
| Psychiatric hospital or other psychiatric facility  | 0        | 0                | 0                        | 0                  | 0                      |
| Substance abuse treatment facility or detox center  | 0        | 0                | 0                        | 0                  | 0                      |
| Hospital or other residential non-psychiatric medical facility  | 0        | 0                | 0                        | 0                  | 0                      |
| Jail, prison, or juvenile detention facility  | 0        | 0                | 0                        | 0                  | 0                      |
| Long-term care facility or nursing home   | 0        | 0                | 0                        | 0                  | 0                      |
| <b>Subtotal</b>   | 0        | 0                | 0                        | 0                  | 0                      |
| <b>Other Destinations</b>   | 0        | 0                | 0                        | 0                  | 0                      |
| Residential project or halfway house with no homeless criteria  | 0        | 0                | 0                        | 0                  | 0                      |
| Deceased  | 0        | 0                | 0                        | 0                  | 0                      |
| Other   | 0        | 0                | 0                        | 0                  | 0                      |
| Client Doesn't Know/Client Refused  | 0        | 0                | 0                        | 0                  | 0                      |
| Data Not Collected (no exit interview completed)  | 0        | 0                | 0                        | 0                  | 0                      |
| <b>Subtotal</b>   | 0        | 0                | 0                        | 0                  | 0                      |
| <b>Total</b>  | 9        | 2                | 7                        | 0                  | 0                      |
| Total persons exiting to positive housing destinations  | 9        | 2                | 7                        | 0                  | 0                      |
| Total persons whose destinations excluded them from the calculation   | 0        | 0                | 0                        | 0                  | 0                      |
| Percentage  | 100.00 % | 100.00 %         | 100.00 %                 | --                 | --                     |

## Q23c: Exit Destination – All persons

|   | Total | Without Children | With Children and Adults | With Only Children | Unknown Household Type |
|---|-------|------------------|--------------------------|--------------------|------------------------|
| Moved from one HOPWA funded project to HOPWA PH   | 0     | 0                | 0                        | 0                  | 0                      |
| Owned by client, no ongoing housing subsidy   | 0     | 0                | 0                        | 0                  | 0                      |
| Owned by client, with ongoing housing subsidy   | 0     | 0                | 0                        | 0                  | 0                      |
| Rental by client, no ongoing housing subsidy  | 0     | 0                | 0                        | 0                  | 0                      |
| Rental by client, with VASH housing subsidy   | 0     | 0                | 0                        | 0                  | 0                      |
| Rental by client, with GPD TIP housing subsidy  | 0     | 0                | 0                        | 0                  | 0                      |
| Rental by client, with other ongoing housing subsidy  | 0     | 0                | 0                        | 0                  | 0                      |
| Permanent housing (other than RRH) for formerly homeless persons  | 0     | 0                | 0                        | 0                  | 0                      |
| Staying or living with family, permanent tenure   | 0     | 0                | 0                        | 0                  | 0                      |
| Staying or living with friends, permanent tenure  | 0     | 0                | 0                        | 0                  | 0                      |
| Rental by client, with RRH or equivalent subsidy  | 0     | 0                | 0                        | 0                  | 0                      |
| <b>Subtotal</b>   | 0     | 0                | 0                        | 0                  | 0                      |
| Emergency shelter, including hotel or motel paid for with emergency shelter voucher   | 0     | 0                | 0                        | 0                  | 0                      |
| Moved from one HOPWA funded project to HOPWA TH   | 0     | 0                | 0                        | 0                  | 0                      |
| Transitional housing for homeless persons (including homeless youth)  | 0     | 0                | 0                        | 0                  | 0                      |
| Staying or living with family, temporary tenure (e.g. room, apartment or house)   | 0     | 0                | 0                        | 0                  | 0                      |
| Staying or living with friends, temporary tenure (e.g. room, apartment or house)  | 0     | 0                | 0                        | 0                  | 0                      |
| Place not meant for habitation (e.g., a vehicle, an abandoned building, bus/train/subway station/airport or anywhere outside) | 0     | 0                | 0                        | 0                  | 0                      |
| Safe Haven  | 0     | 0                | 0                        | 0                  | 0                      |
| Hotel or motel paid for without emergency shelter voucher   | 0     | 0                | 0                        | 0                  | 0                      |
| <b>Subtotal</b>   | 0     | 0                | 0                        | 0                  | 0                      |
| Foster care home or group foster care home  | 0     | 0                | 0                        | 0                  | 0                      |
| Psychiatric hospital or other psychiatric facility  | 0     | 0                | 0                        | 0                  | 0                      |
| Substance abuse treatment facility or detox center  | 0     | 0                | 0                        | 0                  | 0                      |
| Hospital or other residential non-psychiatric medical facility  | 0     | 0                | 0                        | 0                  | 0                      |
| Jail, prison, or juvenile detention facility  | 0     | 0                | 0                        | 0                  | 0                      |
| Long-term care facility or nursing home   | 0     | 0                | 0                        | 0                  | 0                      |
| <b>Subtotal</b>   | 0     | 0                | 0                        | 0                  | 0                      |
| Residential project or halfway house with no homeless criteria  | 0     | 0                | 0                        | 0                  | 0                      |
| Deceased  | 0     | 0                | 0                        | 0                  | 0                      |
| Other   | 0     | 0                | 0                        | 0                  | 0                      |
| Client Doesn't Know/Client Refused  | 0     | 0                | 0                        | 0                  | 0                      |
| Data Not Collected (no exit interview completed)  | 0     | 0                | 0                        | 0                  | 0                      |
| <b>Subtotal</b>   | 0     | 0                | 0                        | 0                  | 0                      |
| <b>Total</b>  | 0     | 0                | 0                        | 0                  | 0                      |
| Total persons exiting to positive housing destinations  | 0     | 0                | 0                        | 0                  | 0                      |
| Total persons whose destinations excluded them from the calculation   | 0     | 0                | 0                        | 0                  | 0                      |

**Q24: Homelessness Prevention Housing Assessment at Exit**

|   | Total | Without Children | With Children and Adults | With Only Children | Unknown Household Type |
|---|-------|------------------|--------------------------|--------------------|------------------------|
| Able to maintain the housing they had at project start--Without a subsidy                                     | 0     | 0                | 0                        | 0                  | 0                      |
| Able to maintain the housing they had at project start--With the subsidy they had at project start            | 0     | 0                | 0                        | 0                  | 0                      |
| Able to maintain the housing they had at project start--With an on-going subsidy acquired since project start | 0     | 0                | 0                        | 0                  | 0                      |
| Able to maintain the housing they had at project start--Only with financial assistance other than a subsidy   | 0     | 0                | 0                        | 0                  | 0                      |
| Moved to new housing unit--With on-going subsidy  | 0     | 0                | 0                        | 0                  | 0                      |
| Moved to new housing unit--Without an on-going subsidy  | 0     | 0                | 0                        | 0                  | 0                      |
| Moved in with family/friends on a temporary basis   | 0     | 0                | 0                        | 0                  | 0                      |
| Moved in with family/friends on a permanent basis   | 0     | 0                | 0                        | 0                  | 0                      |
| Moved to a transitional or temporary housing facility or program  | 0     | 0                | 0                        | 0                  | 0                      |
| Client became homeless – moving to a shelter or other place unfit for human habitation                        | 0     | 0                | 0                        | 0                  | 0                      |
| Client went to jail/prison  | 0     | 0                | 0                        | 0                  | 0                      |
| Client died   | 0     | 0                | 0                        | 0                  | 0                      |
| Client doesn't know/Client refused  | 0     | 0                | 0                        | 0                  | 0                      |
| Data not collected (no exit interview completed)  | 0     | 0                | 0                        | 0                  | 0                      |
| Total   | 0     | 0                | 0                        | 0                  | 0                      |

**Q25a: Number of Veterans**

|                                    | Total | Without Children | With Children and Adults | Unknown Household Type |
|------------------------------------|-------|------------------|--------------------------|------------------------|
| Chronically Homeless Veteran       | 0     | 0                | 0                        | 0                      |
| Non-Chronically Homeless Veteran   | 0     | 0                | 0                        | 0                      |
| Not a Veteran                      | 17    | 12               | 5                        | 0                      |
| Client Doesn't Know/Client Refused | 0     | 0                | 0                        | 0                      |
| Data Not Collected                 | 0     | 0                | 0                        | 0                      |
| Total                              | 17    | 12               | 5                        | 0                      |

**Q26b: Number of Chronically Homeless Persons by Household**

|                                    | Total | Without Children | With Children and Adults | With Only Children | Unknown Household Type |
|------------------------------------|-------|------------------|--------------------------|--------------------|------------------------|
| Chronically Homeless               | 7     | 7                | 0                        | 0                  | 0                      |
| Not Chronically Homeless           | 17    | 5                | 12                       | 0                  | 0                      |
| Client Doesn't Know/Client Refused | 0     | 0                | 0                        | 0                  | 0                      |
| Data Not Collected                 | 0     | 0                | 0                        | 0                  | 0                      |
| Total                              | 24    | 12               | 12                       | 0                  | 0                      |

**APPENDIX B**

**PR 26 – CDBG Financial  
Summary Report**



Office of Community Planning and Development  
 U.S. Department of Housing and Urban Development  
 Integrated Disbursement and Information System  
 PR26 - CDBG Financial Summary Report  
 Program Year 2017  
 ORANGE COUNTY , CA

DATE: 09-27-18  
 TIME: 17:06  
 PAGE: 1

PART I: SUMMARY OF CDBG RESOURCES

|   |              |
|---|--------------|
| 01 UNEXPENDED CDBG FUNDS AT END OF PREVIOUS PROGRAM YEAR  | 3,360,331.20 |
| 02 ENTITLEMENT GRANT                                      | 3,227,880.00 |
| 03 SURPLUS URBAN RENEWAL                                  | 0.00         |
| 04 SECTION 108 GUARANTEED LOAN FUNDS                      | 0.00         |
| 05 CURRENT YEAR PROGRAM INCOME                            | 286,607.51   |
| 05a CURRENT YEAR SECTION 108 PROGRAM INCOME (FOR SI TYPE) | 0.00         |
| 06 FUNDS RETURNED TO THE LINE-OF-CREDIT                   | 0.00         |
| 06a FUNDS RETURNED TO THE LOCAL CDBG ACCOUNT              | 0.00         |
| 07 ADJUSTMENT TO COMPUTE TOTAL AVAILABLE                  | 0.00         |
| 08 TOTAL AVAILABLE (SUM, LINES 01-07)                     | 6,874,818.71 |

PART II: SUMMARY OF CDBG EXPENDITURES

|  |              |
|--|--------------|
| 09 DISBURSEMENTS OTHER THAN SECTION 108 REPAYMENTS AND PLANNING/ADMINISTRATION | 4,532,665.74 |
| 10 ADJUSTMENT TO COMPUTE TOTAL AMOUNT SUBJECT TO LOW/MOD BENEFIT               | 0.00         |
| 11 AMOUNT SUBJECT TO LOW/MOD BENEFIT (LINE 09 + LINE 10)                       | 4,532,665.74 |
| 12 DISBURSED IN IDIS FOR PLANNING/ADMINISTRATION                               | 595,020.06   |
| 13 DISBURSED IN IDIS FOR SECTION 108 REPAYMENTS                                | 0.00         |
| 14 ADJUSTMENT TO COMPUTE TOTAL EXPENDITURES                                    | 0.00         |
| 15 TOTAL EXPENDITURES (SUM, LINES 11-14)                                       | 5,127,685.80 |
| 16 UNEXPENDED BALANCE (LINE 08 - LINE 15)                                      | 1,747,132.91 |

PART III: LOWMOD BENEFIT THIS REPORTING PERIOD

|  |              |
|--|--------------|
| 17 EXPENDED FOR LOW/MOD HOUSING IN SPECIAL AREAS | 0.00         |
| 18 EXPENDED FOR LOW/MOD MULTI-UNIT HOUSING       | 156,438.00   |
| 19 DISBURSED FOR OTHER LOW/MOD ACTIVITIES        | 4,376,227.74 |
| 20 ADJUSTMENT TO COMPUTE TOTAL LOW/MOD CREDIT    | 0.00         |
| 21 TOTAL LOW/MOD CREDIT (SUM, LINES 17-20)       | 4,532,665.74 |
| 22 PERCENT LOW/MOD CREDIT (LINE 21/LINE 11)      | 100.00%      |

LOW/MOD BENEFIT FOR MULTI-YEAR CERTIFICATIONS

|   |                            |
|---|----------------------------|
| 23 PROGRAM YEARS(PY) COVERED IN CERTIFICATION                         | PY: 2015 PY: 2016 PY: 2017 |
| 24 CUMULATIVE NET EXPENDITURES SUBJECT TO LOW/MOD BENEFIT CALCULATION | 8,898,946.32               |
| 25 CUMULATIVE EXPENDITURES BENEFITING LOW/MOD PERSONS                 | 8,898,946.32               |
| 26 PERCENT BENEFIT TO LOW/MOD PERSONS (LINE 25/LINE 24)               | 100.00%                    |

PART IV: PUBLIC SERVICE (PS) CAP CALCULATIONS

|   |              |
|---|--------------|
| 27 DISBURSED IN IDIS FOR PUBLIC SERVICES                        | 480,199.24   |
| 28 PS UNLIQUIDATED OBLIGATIONS AT END OF CURRENT PROGRAM YEAR   | 0.00         |
| 29 PS UNLIQUIDATED OBLIGATIONS AT END OF PREVIOUS PROGRAM YEAR  | 0.00         |
| 30 ADJUSTMENT TO COMPUTE TOTAL PS OBLIGATIONS                   | 0.00         |
| 31 TOTAL PS OBLIGATIONS (LINE 27 + LINE 28 - LINE 29 + LINE 30) | 480,199.24   |
| 32 ENTITLEMENT GRANT  | 3,227,880.00 |
| 33 PRIOR YEAR PROGRAM INCOME                                    | 299,869.62   |
| 34 ADJUSTMENT TO COMPUTE TOTAL SUBJECT TO PS CAP                | 0.00         |
| 35 TOTAL SUBJECT TO PS CAP (SUM, LINES 32-34)                   | 3,527,749.62 |
| 36 PERCENT FUNDS OBLIGATED FOR PS ACTIVITIES (LINE 31/LINE 35)  | 13.61%       |

PART V: PLANNING AND ADMINISTRATION (PA) CAP

|  |              |
|--|--------------|
| 37 DISBURSED IN IDIS FOR PLANNING/ADMINISTRATION               | 595,020.06   |
| 38 PA UNLIQUIDATED OBLIGATIONS AT END OF CURRENT PROGRAM YEAR  | 0.00         |
| 39 PA UNLIQUIDATED OBLIGATIONS AT END OF PREVIOUS PROGRAM YEAR | 0.00         |
| 40 ADJUSTMENT TO COMPUTE TOTAL PA OBLIGATIONS                  | 0.00         |
| 41 TOTAL PA OBLIGATIONS (LINE 37 + LINE 38 - LINE 39 +LINE 40) | 595,020.06   |
| 42 ENTITLEMENT GRANT   | 3,227,880.00 |
| 43 CURRENT YEAR PROGRAM INCOME                                 | 286,607.51   |
| 44 ADJUSTMENT TO COMPUTE TOTAL SUBJECT TO PA CAP               | 0.00         |
| 45 TOTAL SUBJECT TO PA CAP (SUM, LINES 42-44)                  | 3,514,487.51 |
| 46 PERCENT FUNDS OBLIGATED FOR PA ACTIVITIES (LINE 41/LINE 45) | 16.93%       |



Office of Community Planning and Development  
 U.S. Department of Housing and Urban Development  
 Integrated Disbursement and Information System  
 PR26 - CDBG Financial Summary Report  
 Program Year 2017  
 ORANGE COUNTY , CA

DATE: 09-27-18  
 TIME: 17:06  
 PAGE: 2

LINE 17 DETAIL: ACTIVITIES TO CONSIDER IN DETERMINING THE AMOUNT TO ENTER ON LINE 17

Report returned no data.

LINE 18 DETAIL: ACTIVITIES TO CONSIDER IN DETERMINING THE AMOUNT TO ENTER ON LINE 18

| Plan Year | IDIS Project | IDIS Activity | Activity Name                                   | Matrix Code | National Objective | Drawn Amount        |
|-----------|--------------|---------------|---|-------------|--------------------|---------------------|
| 2016      | 27           | 2161          | City of Yorba Linda - ADA Improvement Evergreen | 14B         | LMH                | \$47,264.00         |
| 2017      | 34           | 2206          | Yorba Linda Senior Complex - HR                 | 14B         | LMH                | \$109,174.00        |
|           |              |               |   | 14B         | Matrix Code        | <u>\$156,438.00</u> |
| Total     |              |               |   |             |                    | \$156,438.00        |

LINE 19 DETAIL: ACTIVITIES INCLUDED IN THE COMPUTATION OF LINE 19

| Plan Year | IDIS Project | IDIS Activity | Voucher Number | Activity Name  | Matrix Code | National Objective | Drawn Amount          |
|-----------|--------------|---------------|----------------|--|-------------|--------------------|-----------------------|
| 2016      | 14           | 2136          | 6092139        | City of Brea - Brea Senior Center Improvements                       | 03A         | LMC                | \$2,769.28            |
| 2016      | 14           | 2136          | 6137161        | City of Brea - Brea Senior Center Improvements                       | 03A         | LMC                | \$2,241.56            |
| 2016      | 14           | 2136          | 6138054        | City of Brea - Brea Senior Center Improvements                       | 03A         | LMC                | \$40,000.00           |
| 2017      | 11           | 2193          | 6146978        | Brea Senior Center Kitchen Improvements                              | 03A         | LMC                | \$1,991.47            |
| 2017      | 11           | 2193          | 6164076        | Brea Senior Center Kitchen Improvements                              | 03A         | LMC                | \$994.47              |
| 2017      | 13           | 2195          | 6164076        | City of Laguna Hills - Florence Sylvester Memorial Senior Center     | 03A         | LMC                | \$1,458.62            |
|           |              |               |                |  | 03A         | Matrix Code        | <u>\$49,455.40</u>    |
| 2016      | 10           | 2167          | 6085364        | County of Orange - Year Round Emergency Shelter                      | 03C         | LMC                | \$250,989.16          |
| 2016      | 10           | 2167          | 6085367        | County of Orange - Year Round Emergency Shelter                      | 03C         | LMC                | \$142,221.82          |
| 2016      | 10           | 2167          | 6086978        | County of Orange - Year Round Emergency Shelter                      | 03C         | LMC                | \$10,135.29           |
| 2016      | 10           | 2167          | 6086980        | County of Orange - Year Round Emergency Shelter                      | 03C         | LMC                | \$39,483.60           |
| 2016      | 10           | 2167          | 6086984        | County of Orange - Year Round Emergency Shelter                      | 03C         | LMC                | \$13,617.75           |
| 2016      | 10           | 2167          | 6086986        | County of Orange - Year Round Emergency Shelter                      | 03C         | LMC                | \$47,142.21           |
| 2016      | 10           | 2167          | 6086989        | County of Orange - Year Round Emergency Shelter                      | 03C         | LMC                | \$16,451.50           |
| 2016      | 10           | 2167          | 6086990        | County of Orange - Year Round Emergency Shelter                      | 03C         | LMC                | \$11,600.00           |
| 2016      | 10           | 2167          | 6086991        | County of Orange - Year Round Emergency Shelter                      | 03C         | LMC                | \$44,847.34           |
| 2016      | 10           | 2167          | 6092139        | County of Orange - Year Round Emergency Shelter                      | 03C         | LMC                | \$8,385.45            |
| 2017      | 10           | 2199          | 6128478        | Year Round Emergency Shelter   | 03C         | LMC                | \$177,721.75          |
| 2017      | 10           | 2199          | 6128480        | Year Round Emergency Shelter   | 03C         | LMC                | \$43,252.62           |
| 2017      | 10           | 2199          | 6128481        | Year Round Emergency Shelter   | 03C         | LMC                | \$142,221.82          |
| 2017      | 10           | 2199          | 6128482        | Year Round Emergency Shelter   | 03C         | LMC                | \$84,855.83           |
| 2017      | 10           | 2199          | 6128484        | Year Round Emergency Shelter   | 03C         | LMC                | \$23,886.28           |
| 2017      | 10           | 2199          | 6128486        | Year Round Emergency Shelter   | 03C         | LMC                | \$15,486.41           |
| 2017      | 10           | 2199          | 6128488        | Year Round Emergency Shelter   | 03C         | LMC                | \$177,212.41          |
| 2017      | 10           | 2199          | 6128489        | Year Round Emergency Shelter   | 03C         | LMC                | \$100,871.87          |
| 2017      | 10           | 2199          | 6128491        | Year Round Emergency Shelter   | 03C         | LMC                | \$16,419.60           |
| 2017      | 10           | 2199          | 6128492        | Year Round Emergency Shelter   | 03C         | LMC                | \$998.34              |
| 2017      | 10           | 2199          | 6137161        | Year Round Emergency Shelter   | 03C         | LMC                | \$4,404.49            |
| 2017      | 10           | 2199          | 6146978        | Year Round Emergency Shelter   | 03C         | LMC                | \$18,468.59           |
| 2017      | 10           | 2199          | 6147454        | Year Round Emergency Shelter   | 03C         | LMC                | \$635,205.37          |
| 2017      | 10           | 2199          | 6164076        | Year Round Emergency Shelter   | 03C         | LMC                | \$22,361.01           |
| 2017      | 10           | 2199          | 6164644        | Year Round Emergency Shelter   | 03C         | LMC                | \$119,302.86          |
|           |              |               |                |  | 03C         | Matrix Code        | <u>\$2,167,543.37</u> |
| 2016      | 16           | 2144          | 6092139        | City of Stanton - Community Center Accessibility Improvement Project | 03E         | LMA                | \$4,447.45            |
| 2016      | 16           | 2144          | 6112835        | City of Stanton - Community Center Accessibility Improvement Project | 03E         | LMA                | \$27,783.25           |
| 2016      | 16           | 2144          | 6114706        | City of Stanton - Community Center Accessibility Improvement Project | 03E         | LMA                | \$3,641.15            |
| 2016      | 16           | 2144          | 6137161        | City of Stanton - Community Center Accessibility Improvement Project | 03E         | LMA                | \$27,749.88           |



Office of Community Planning and Development  
 U.S. Department of Housing and Urban Development  
 Integrated Disbursement and Information System  
 PR26 - CDBG Financial Summary Report  
 Program Year 2017  
 ORANGE COUNTY , CA

DATE: 09-27-18  
 TIME: 17:06  
 PAGE: 3

| Plan Year | IDIS Project | IDIS Activity | Voucher Number | Activity Name  | Matrix Code | National Objective | Drawn Amount |
|-----------|--------------|---------------|----------------|--|-------------|--------------------|--------------|
| 2016      | 16           | 2144          | 6138071        | City of Stanton - Community Center Accessibility Improvement Project | 03E         | LMA                | \$19,850.00  |
| 2016      | 16           | 2144          | 6146978        | City of Stanton - Community Center Accessibility Improvement Project | 03E         | LMA                | \$2,376.95   |
| 2016      | 16           | 2144          | 6160351        | City of Stanton - Community Center Accessibility Improvement Project | 03E         | LMA                | \$366.75     |
| 2016      | 16           | 2144          | 6164076        | City of Stanton - Community Center Accessibility Improvement Project | 03E         | LMA                | \$3,122.18   |
| 2016      | 16           | 2144          | 6165198        | City of Stanton - Community Center Accessibility Improvement Project | 03E         | LMA                | \$133,166.40 |
| 2016      | 33           | 2148          | 6092139        | County of Orange - Community Center Improvements                     | 03E         | LMA                | \$608.23     |
| 2017      | 16           | 2210          | 6137161        | County Community Center Improvements (2017)                          | 03E         | LMC                | \$6,580.25   |
| 2017      | 16           | 2210          | 6146978        | County Community Center Improvements (2017)                          | 03E         | LMC                | \$10,046.79  |
| 2017      | 16           | 2210          | 6164076        | County Community Center Improvements (2017)                          | 03E         | LMC                | \$106,219.51 |
| 2017      | 16           | 2210          | 6193752        | County Community Center Improvements (2017)                          | 03E         | LMC                | \$21,777.90  |
| 2017      | 35           | 2208          | 6179989        | Yorba Linda ADA Improvements PF&I                                    | 03E         | LMC                | \$57,950.00  |
|           |              |               |                |  | 03E         | Matrix Code        | \$425,686.69 |
| 2017      | 22           | 2198          | 6140785        | City of Aliso Viejo(Metro) Curb Ramps                                | 03K         | LMC                | \$30,291.00  |
| 2017      | 22           | 2198          | 6160353        | City of Aliso Viejo(Metro) Curb Ramps                                | 03K         | LMC                | \$10,536.00  |
| 2017      | 22           | 2198          | 6179974        | City of Aliso Viejo(Metro) Curb Ramps                                | 03K         | LMC                | \$125,308.00 |
|           |              |               |                |  | 03K         | Matrix Code        | \$166,135.00 |
| 2016      | 11           | 2138          | 6092139        | City of La Palma - La Palma ADA Accessible Curb Ramps                | 03L         | LMC                | \$3,291.30   |
| 2016      | 11           | 2138          | 6137161        | City of La Palma - La Palma ADA Accessible Curb Ramps                | 03L         | LMC                | \$781.67     |
| 2016      | 11           | 2138          | 6146978        | City of La Palma - La Palma ADA Accessible Curb Ramps                | 03L         | LMC                | \$1,104.31   |
| 2016      | 11           | 2138          | 6164076        | City of La Palma - La Palma ADA Accessible Curb Ramps                | 03L         | LMC                | \$153.28     |
| 2016      | 11           | 2138          | 6179323        | City of La Palma - La Palma ADA Accessible Curb Ramps                | 03L         | LMC                | \$198,918.94 |
| 2016      | 12           | 2142          | 6092139        | City of Los Alamitos - ADA Ramps (Continued) & Sidewalk Lifts        | 03L         | LMC                | \$2,861.85   |
| 2016      | 12           | 2142          | 6138059        | City of Los Alamitos - ADA Ramps (Continued) & Sidewalk Lifts        | 03L         | LMC                | \$78,470.92  |
| 2016      | 12           | 2142          | 6146978        | City of Los Alamitos - ADA Ramps (Continued) & Sidewalk Lifts        | 03L         | LMC                | \$1,024.07   |
| 2017      | 15           | 2197          | 6185048        | City of Los Alamitos   | 03L         | LMC                | \$73,072.08  |
| 2017      | 27           | 2202          | 6183863        | Placentia Pedestrian Improvements - PF&I                             | 03L         | LMC                | \$68,565.00  |
|           |              |               |                |  | 03L         | Matrix Code        | \$428,243.42 |
| 2017      | 1            | 2192          | 6125697        | County's Homeless Shelters   | 03T         | LMC                | \$4,013.01   |
| 2017      | 1            | 2192          | 6133523        | County's Homeless Shelters   | 03T         | LMC                | \$121,489.19 |
| 2017      | 1            | 2192          | 6135505        | County's Homeless Shelters   | 03T         | LMC                | \$38,765.49  |
| 2017      | 1            | 2192          | 6140795        | County's Homeless Shelters   | 03T         | LMC                | \$7,192.42   |
| 2017      | 1            | 2192          | 6144823        | County's Homeless Shelters   | 03T         | LMC                | \$12,473.89  |
| 2017      | 3            | 2183          | 6138067        | City of Laguna Beach Emergency Weather Shelter                       | 03T         | LMC                | \$53,374.95  |
| 2017      | 3            | 2183          | 6183861        | City of Laguna Beach Emergency Weather Shelter                       | 03T         | LMC                | \$64,775.05  |
|           |              |               |                |  | 03T         | Matrix Code        | \$302,084.00 |
| 2017      | 26           | 2201          | 6146978        | Placentia Senior Services PS   | 05A         | LMC                | \$366.00     |
| 2017      | 26           | 2201          | 6183869        | Placentia Senior Services PS   | 05A         | LMC                | \$39,634.00  |
| 2017      | 32           | 2205          | 6128207        | Yorba Linda Senior Nutrition - PS                                    | 05A         | LMC                | \$10,029.51  |
| 2017      | 32           | 2205          | 6140778        | Yorba Linda Senior Nutrition - PS                                    | 05A         | LMC                | \$7,739.77   |
| 2017      | 32           | 2205          | 6151703        | Yorba Linda Senior Nutrition - PS                                    | 05A         | LMC                | \$9,684.15   |
| 2017      | 32           | 2205          | 6179983        | Yorba Linda Senior Nutrition - PS                                    | 05A         | LMC                | \$2,663.57   |
|           |              |               |                |  | 05A         | Matrix Code        | \$70,117.00  |
| 2017      | 4            | 2181          | 6121271        | Midway City Community Center   | 05Z         | LMC                | \$3,652.10   |
| 2017      | 4            | 2181          | 6121273        | Midway City Community Center   | 05Z         | LMC                | \$3,808.01   |
| 2017      | 4            | 2181          | 6121274        | Midway City Community Center   | 05Z         | LMC                | \$4,302.59   |
| 2017      | 4            | 2181          | 6121276        | Midway City Community Center   | 05Z         | LMC                | \$4,129.96   |
| 2017      | 4            | 2181          | 6121277        | Midway City Community Center   | 05Z         | LMC                | \$4,028.83   |
| 2017      | 4            | 2181          | 6121279        | Midway City Community Center   | 05Z         | LMC                | \$4,265.92   |
| 2017      | 4            | 2181          | 6138065        | Midway City Community Center   | 05Z         | LMC                | \$3,744.74   |
| 2017      | 4            | 2181          | 6140796        | Midway City Community Center   | 05Z         | LMC                | \$3,995.10   |



Office of Community Planning and Development  
 U.S. Department of Housing and Urban Development  
 Integrated Disbursement and Information System  
 PR26 - CDBG Financial Summary Report  
 Program Year 2017  
 ORANGE COUNTY , CA

DATE: 09-27-18  
 TIME: 17:06  
 PAGE: 4

| Plan Year | IDIS Project | IDIS Activity | Voucher Number | Activity Name  | Matrix Code | National Objective | Drawn Amount   |
|-----------|--------------|---------------|----------------|--|-------------|--------------------|----------------|
| 2017      | 4            | 2181          | 6150589        | Midway City Community Center                           | 05Z         | LMC                | \$3,902.55     |
| 2017      | 4            | 2181          | 6160350        | Midway City Community Center                           | 05Z         | LMC                | \$3,745.68     |
| 2017      | 4            | 2181          | 6162632        | Midway City Community Center                           | 05Z         | LMC                | \$4,062.76     |
| 2017      | 5            | 2182          | 6121265        | El Modena Community Center                             | 05Z         | LMC                | \$3,854.41     |
| 2017      | 5            | 2182          | 6121266        | El Modena Community Center                             | 05Z         | LMC                | \$5,285.25     |
| 2017      | 5            | 2182          | 6121267        | El Modena Community Center                             | 05Z         | LMC                | \$5,470.16     |
| 2017      | 5            | 2182          | 6121268        | El Modena Community Center                             | 05Z         | LMC                | \$5,539.65     |
| 2017      | 5            | 2182          | 6121269        | El Modena Community Center                             | 05Z         | LMC                | \$6,932.58     |
| 2017      | 5            | 2182          | 6128990        | El Modena Community Center                             | 05Z         | LMC                | \$6,451.70     |
| 2017      | 5            | 2182          | 6128992        | El Modena Community Center                             | 05Z         | LMC                | \$2,991.51     |
| 2017      | 5            | 2182          | 6140800        | El Modena Community Center                             | 05Z         | LMC                | \$4,023.66     |
| 2017      | 5            | 2182          | 6150593        | El Modena Community Center                             | 05Z         | LMC                | \$3,101.08     |
| 2017      | 25           | 2200          | 6185051        | Placentia Neighborhood Services PS                     | 05Z         | LMC                | \$20,710.00    |
|           |              |               |                |  | 05Z         | Matrix Code        | \$107,998.24   |
| 2016      | 6            | 2135          | 6092139        | City of Brea - Single Family Rehabilitation            | 14A         | LMH                | \$3,318.34     |
| 2016      | 6            | 2135          | 6112837        | City of Brea - Single Family Rehabilitation            | 14A         | LMH                | \$25,475.00    |
| 2016      | 6            | 2135          | 6114706        | City of Brea - Single Family Rehabilitation            | 14A         | LMH                | \$402.66       |
| 2016      | 6            | 2135          | 6123552        | City of Brea - Single Family Rehabilitation            | 14A         | LMH                | \$122,232.00   |
| 2016      | 6            | 2135          | 6137161        | City of Brea - Single Family Rehabilitation            | 14A         | LMH                | \$7,991.17     |
| 2016      | 7            | 2137          | 6092139        | City of Cypress - Housing Rehabilitation               | 14A         | LMH                | \$336.71       |
| 2016      | 7            | 2137          | 6111711        | City of Cypress - Housing Rehabilitation               | 14A         | LMH                | \$20,135.00    |
| 2016      | 7            | 2137          | 6128208        | City of Cypress - Housing Rehabilitation               | 14A         | LMH                | \$20,828.00    |
| 2017      | 6            | 2185          | 6146978        | City of Brea SFR Rehabilitation                        | 14A         | LMH                | \$1,991.47     |
| 2017      | 6            | 2185          | 6156087        | City of Brea SFR Rehabilitation                        | 14A         | LMH                | \$42,545.00    |
| 2017      | 6            | 2185          | 6164076        | City of Brea SFR Rehabilitation                        | 14A         | LMH                | \$994.47       |
| 2017      | 6            | 2185          | 6179976        | City of Brea SFR Rehabilitation                        | 14A         | LMH                | \$34,280.00    |
| 2017      | 7            | 2186          | 6133532        | City of Cypress SFR Rehabilitation                     | 14A         | LMH                | \$20,929.00    |
| 2017      | 7            | 2186          | 6140786        | City of Cypress SFR Rehabilitation                     | 14A         | LMH                | \$23,609.25    |
| 2017      | 7            | 2186          | 6150594        | City of Cypress SFR Rehabilitation                     | 14A         | LMH                | \$20,952.00    |
| 2017      | 7            | 2186          | 6164046        | City of Cypress SFR Rehabilitation                     | 14A         | LMH                | \$26,352.50    |
| 2017      | 7            | 2186          | 6164076        | City of Cypress SFR Rehabilitation                     | 14A         | LMH                | \$1,097.28     |
| 2017      | 7            | 2186          | 6176607        | City of Cypress SFR Rehabilitation                     | 14A         | LMH                | \$18,661.00    |
| 2017      | 7            | 2186          | 6189448        | City of Cypress SFR Rehabilitation                     | 14A         | LMH                | \$24,496.25    |
| 2017      | 9            | 2184          | 6121260        | City of Seal Beach Leisure World Bathroom Accessibilty | 14A         | LMH                | \$19,442.25    |
| 2017      | 9            | 2184          | 6121262        | City of Seal Beach Leisure World Bathroom Accessibilty | 14A         | LMH                | \$18,931.47    |
| 2017      | 9            | 2184          | 6121263        | City of Seal Beach Leisure World Bathroom Accessibilty | 14A         | LMH                | \$15,015.00    |
| 2017      | 9            | 2184          | 6121264        | City of Seal Beach Leisure World Bathroom Accessibilty | 14A         | LMH                | \$20,565.00    |
| 2017      | 9            | 2184          | 6133528        | City of Seal Beach Leisure World Bathroom Accessibilty | 14A         | LMH                | \$38,145.00    |
| 2017      | 9            | 2184          | 6141969        | City of Seal Beach Leisure World Bathroom Accessibilty | 14A         | LMH                | \$3,415.00     |
| 2017      | 9            | 2184          | 6146978        | City of Seal Beach Leisure World Bathroom Accessibilty | 14A         | LMH                | \$2,851.29     |
| 2017      | 9            | 2184          | 6150585        | City of Seal Beach Leisure World Bathroom Accessibilty | 14A         | LMH                | \$17,585.00    |
| 2017      | 9            | 2184          | 6152617        | City of Seal Beach Leisure World Bathroom Accessibilty | 14A         | LMH                | \$17,290.00    |
| 2017      | 9            | 2184          | 6164076        | City of Seal Beach Leisure World Bathroom Accessibilty | 14A         | LMH                | \$4,554.45     |
| 2017      | 9            | 2184          | 6176621        | City of Seal Beach Leisure World Bathroom Accessibilty | 14A         | LMH                | \$22,601.06    |
| 2017      | 33           | 2207          | 6140774        | Yorba Linda Neighborhood Improvement - SFR - HR        | 14A         | LMH                | \$14,687.50    |
| 2017      | 33           | 2207          | 6160349        | Yorba Linda Neighborhood Improvement - SFR - HR        | 14A         | LMH                | \$18,490.00    |
| 2017      | 33           | 2207          | 6179982        | Yorba Linda Neighborhood Improvement - SFR - HR        | 14A         | LMH                | \$28,764.50    |
|           |              |               |                |  | 14A         | Matrix Code        | \$658,964.62   |
| Total     |              |               |                |  |             |                    | \$4,376,227.74 |

LINE 27 DETAIL: ACTIVITIES INCLUDED IN THE COMPUTATION OF LINE 27

| Plan Year | IDIS Project | IDIS Activity | Voucher Number | Activity Name              | Matrix Code | National Objective | Drawn Amount |
|-----------|--------------|---------------|----------------|----------------------------|-------------|--------------------|--------------|
| 2017      | 1            | 2192          | 6125697        | County's Homeless Shelters | 03T         | LMC                | \$4,013.01   |
| 2017      | 1            | 2192          | 6133523        | County's Homeless Shelters | 03T         | LMC                | \$121,489.19 |





Office of Community Planning and Development  
 U.S. Department of Housing and Urban Development  
 Integrated Disbursement and Information System  
 PR26 - CDBG Financial Summary Report  
 Program Year 2017  
 ORANGE COUNTY , CA

DATE: 09-27-18  
 TIME: 17:06  
 PAGE: 5

| Plan Year | IDIS Project | IDIS Activity | Voucher Number | Activity Name                                  | Matrix Code | National Objective | Drawn Amount |
|-----------|--------------|---------------|----------------|--|-------------|--------------------|--------------|
| 2017      | 1            | 2192          | 6135505        | County's Homeless Shelters                     | 03T         | LMC                | \$38,765.49  |
| 2017      | 1            | 2192          | 6140795        | County's Homeless Shelters                     | 03T         | LMC                | \$7,192.42   |
| 2017      | 1            | 2192          | 6144823        | County's Homeless Shelters                     | 03T         | LMC                | \$12,473.89  |
| 2017      | 3            | 2183          | 6138067        | City of Laguna Beach Emergency Weather Shelter | 03T         | LMC                | \$53,374.95  |
| 2017      | 3            | 2183          | 6183861        | City of Laguna Beach Emergency Weather Shelter | 03T         | LMC                | \$64,775.05  |
|           |              |               |                |  | 03T         | Matrix Code        | \$302,084.00 |
| 2017      | 26           | 2201          | 6146978        | Placentia Senior Services PS                   | 05A         | LMC                | \$366.00     |
| 2017      | 26           | 2201          | 6183869        | Placentia Senior Services PS                   | 05A         | LMC                | \$39,634.00  |
| 2017      | 32           | 2205          | 6128207        | Yorba Linda Senior Nutrition - PS              | 05A         | LMC                | \$10,029.51  |
| 2017      | 32           | 2205          | 6140778        | Yorba Linda Senior Nutrition - PS              | 05A         | LMC                | \$7,739.77   |
| 2017      | 32           | 2205          | 6151703        | Yorba Linda Senior Nutrition - PS              | 05A         | LMC                | \$9,684.15   |
| 2017      | 32           | 2205          | 6179983        | Yorba Linda Senior Nutrition - PS              | 05A         | LMC                | \$2,663.57   |
|           |              |               |                |  | 05A         | Matrix Code        | \$70,117.00  |
| 2017      | 4            | 2181          | 6121271        | Midway City Community Center                   | 05Z         | LMC                | \$3,652.10   |
| 2017      | 4            | 2181          | 6121273        | Midway City Community Center                   | 05Z         | LMC                | \$3,808.01   |
| 2017      | 4            | 2181          | 6121274        | Midway City Community Center                   | 05Z         | LMC                | \$4,302.59   |
| 2017      | 4            | 2181          | 6121276        | Midway City Community Center                   | 05Z         | LMC                | \$4,129.96   |
| 2017      | 4            | 2181          | 6121277        | Midway City Community Center                   | 05Z         | LMC                | \$4,028.83   |
| 2017      | 4            | 2181          | 6121279        | Midway City Community Center                   | 05Z         | LMC                | \$4,265.92   |
| 2017      | 4            | 2181          | 6138065        | Midway City Community Center                   | 05Z         | LMC                | \$3,744.74   |
| 2017      | 4            | 2181          | 6140796        | Midway City Community Center                   | 05Z         | LMC                | \$3,995.10   |
| 2017      | 4            | 2181          | 6150589        | Midway City Community Center                   | 05Z         | LMC                | \$3,902.55   |
| 2017      | 4            | 2181          | 6160350        | Midway City Community Center                   | 05Z         | LMC                | \$3,745.68   |
| 2017      | 4            | 2181          | 6162632        | Midway City Community Center                   | 05Z         | LMC                | \$4,062.76   |
| 2017      | 5            | 2182          | 6121265        | El Modena Community Center                     | 05Z         | LMC                | \$3,854.41   |
| 2017      | 5            | 2182          | 6121266        | El Modena Community Center                     | 05Z         | LMC                | \$5,285.25   |
| 2017      | 5            | 2182          | 6121267        | El Modena Community Center                     | 05Z         | LMC                | \$5,470.16   |
| 2017      | 5            | 2182          | 6121268        | El Modena Community Center                     | 05Z         | LMC                | \$5,539.65   |
| 2017      | 5            | 2182          | 6121269        | El Modena Community Center                     | 05Z         | LMC                | \$6,932.58   |
| 2017      | 5            | 2182          | 6128990        | El Modena Community Center                     | 05Z         | LMC                | \$6,451.70   |
| 2017      | 5            | 2182          | 6128992        | El Modena Community Center                     | 05Z         | LMC                | \$2,991.51   |
| 2017      | 5            | 2182          | 6140800        | El Modena Community Center                     | 05Z         | LMC                | \$4,023.66   |
| 2017      | 5            | 2182          | 6150593        | El Modena Community Center                     | 05Z         | LMC                | \$3,101.08   |
| 2017      | 25           | 2200          | 6185051        | Placentia Neighborhood Services PS             | 05Z         | LMC                | \$20,710.00  |
|           |              |               |                |  | 05Z         | Matrix Code        | \$107,998.24 |
| Total     |              |               |                |  |             |                    | \$480,199.24 |

LINE 37 DETAIL: ACTIVITIES INCLUDED IN THE COMPUTATION OF LINE 37

| Plan Year | IDIS Project | IDIS Activity | Voucher Number | Activity Name                                     | Matrix Code | National Objective | Drawn Amount |
|-----------|--------------|---------------|----------------|---|-------------|--------------------|--------------|
| 2017      | 18           | 2175          | 6110544        | County of Orange - Administration (CDBG)          | 21A         |                    | \$31,465.86  |
| 2017      | 18           | 2175          | 6114706        | County of Orange - Administration (CDBG)          | 21A         |                    | \$189,881.30 |
| 2017      | 18           | 2175          | 6137161        | County of Orange - Administration (CDBG)          | 21A         |                    | \$23,732.96  |
| 2017      | 18           | 2175          | 6146978        | County of Orange - Administration (CDBG)          | 21A         |                    | \$89,369.14  |
| 2017      | 18           | 2175          | 6164076        | County of Orange - Administration (CDBG)          | 21A         |                    | \$74,614.66  |
| 2017      | 20           | 2188          | 6179971        | City of Aliso Viejo Administration                | 21A         |                    | \$7,259.00   |
| 2017      | 21           | 2178          | 6146978        | County of Orange - Admin. for Aliso Viejo (Metro) | 21A         |                    | \$6,959.33   |
| 2017      | 21           | 2178          | 6164076        | County of Orange - Admin. for Aliso Viejo (Metro) | 21A         |                    | \$11,167.71  |
| 2017      | 23           | 2189          | 6183866        | City of Placentia Admin                           | 21A         |                    | \$40,479.00  |
| 2017      | 24           | 2177          | 6146978        | County of Orange - Admin for Placentia (Metro)    | 21A         |                    | \$14,535.71  |
| 2017      | 24           | 2177          | 6164076        | County of Orange - Admin for Placentia (Metro)    | 21A         |                    | \$19,399.69  |
| 2017      | 30           | 2190          | 6156083        | City of Yorba Linda Admin                         | 21A         |                    | \$12,647.26  |
| 2017      | 30           | 2190          | 6179980        | City of Yorba Linda Admin                         | 21A         |                    | \$7,430.74   |
| 2017      | 31           | 2179          | 6146978        | County of Orange Admin. for Yorba Linda (Metro)   | 21A         |                    | \$6,109.59   |
| 2017      | 31           | 2179          | 6164076        | County of Orange Admin. for Yorba Linda (Metro)   | 21A         |                    | \$9,968.11   |




# APPENDIX C

## IDIS Reports

1. PR 03 – Summary of CDBG Activities
2. PR 22 – Status of HOME/TCAP Activities
3. PR 33 – HOME Match Liability Report
4. PR 91 – ESG Financial Summary

# PR 03 – Summary of CDBG Activities



U.S. Department of Housing and Urban Development  
 Office of Community Planning and Development  
 Integrated Disbursement and Information System  
 CDBG Activity Summary Report (GPR) for Program Year 2017  
 ORANGE COUNTY

Date: 04-Sep-2018  
 Time: 12:06  
 Page: 1

**PGM Year:** 1994  
**Project:** 0002 - CONVERTED CDBG ACTIVITIES  
**IDIS Activity:** 2 - CDBG COMMITTED FUNDS ADJUSTMENT

**Status:** Open  
**Location:** ,

**Objective:**  
**Outcome:**  
**Matrix Code:** General Program Administration (21A)      **National Objective:**

**Initial Funding Date:** 01/01/0001

**Description:**

**Financing**

|              | Fund Type    | Grant Year | Grant       | Funded Amount          | Drawn In Program Year | Drawn Thru Program Year |
|--------------|--------------|------------|-------------|------------------------|-----------------------|-------------------------|
| CDBG         | EN           | Pre-2015   |             | \$50,263,644.74        | \$0.00                | \$0.00                  |
|              |              | 1984       | B84UC060504 |                        | \$0.00                | \$5,401,000.00          |
|              |              | 1985       | B85UC060504 |                        | \$0.00                | \$5,217,413.00          |
|              |              | 1988       | B88UC060504 |                        | \$0.00                | \$4,459,000.00          |
|              |              | 1989       | B89UC060504 |                        | \$0.00                | \$4,616,000.00          |
|              |              | 1990       | B90UC060504 |                        | \$0.00                | \$4,507,000.00          |
|              |              | 1991       | B91UC060504 |                        | \$0.00                | \$5,036,000.00          |
|              |              | 1992       | B92UC060504 |                        | \$0.00                | \$5,415,000.00          |
|              |              | 1993       | B93UC060504 |                        | \$0.00                | \$6,361,000.00          |
|              |              | 1994       | B94UC060504 |                        | \$0.00                | \$5,427,000.00          |
|              |              | 1995       | B95UC060504 |                        | \$0.00                | \$3,789,231.74          |
|              |              | 1996       | B96UC060504 |                        | \$0.00                | \$35,000.00             |
| <b>Total</b> | <b>Total</b> |            |             | <b>\$50,263,644.74</b> | <b>\$0.00</b>         | <b>\$50,263,644.74</b>  |

**Proposed Accomplishments**

**Actual Accomplishments**

*Number assisted:*

|   | Owner |          | Renter |          | Total |          | Person |          |
|---|-------|----------|--------|----------|-------|----------|--------|----------|
|   | Total | Hispanic | Total  | Hispanic | Total | Hispanic | Total  | Hispanic |
| White:                                  |       |          |        |          | 0     | 0        |        |          |
| Black/African American:                 |       |          |        |          | 0     | 0        |        |          |
| Asian:                                  |       |          |        |          | 0     | 0        |        |          |
| American Indian/Alaskan Native:         |       |          |        |          | 0     | 0        |        |          |
| Native Hawaiian/Other Pacific Islander: |       |          |        |          | 0     | 0        |        |          |
| American Indian/Alaskan Native & White: |       |          |        |          | 0     | 0        |        |          |
| Asian White:                            |       |          |        |          | 0     | 0        |        |          |



U.S. Department of Housing and Urban Development  
 Office of Community Planning and Development  
 Integrated Disbursement and Information System  
 CDBG Activity Summary Report (GPR) for Program Year 2017  
 ORANGE COUNTY


Date: 04-Sep-2018  
 Time: 12:06  
 Page: 2

|  |          |          |
|--|----------|----------|
| Black/African American & White:                          | 0        | 0        |
| American Indian/Alaskan Native & Black/African American: | 0        | 0        |
| Other multi-racial:                                      | 0        | 0        |
| Asian/Pacific Islander:                                  | 0        | 0        |
| Hispanic:  | 0        | 0        |
| <b>Total:</b>  | <b>0</b> | <b>0</b> |
| Female-headed Households:                                | 0        |          |

| <i>Income Category:</i> | <b>Owner</b> | <b>Renter</b> | <b>Total</b> | <b>Person</b> |
|-------------------------|--------------|---------------|--------------|---------------|
| Extremely Low           |              |               | 0            |               |
| Low Mod                 |              |               | 0            |               |
| Moderate                |              |               | 0            |               |
| Non Low Moderate        |              |               | 0            |               |
| Total                   | 0            | 0             | 0            | 0             |
| Percent Low/Mod         |              |               |              |               |

**Annual Accomplishments**

No data returned for this view. This might be because the applied filter excludes all data.



U.S. Department of Housing and Urban Development  
 Office of Community Planning and Development  
 Integrated Disbursement and Information System  
 CDBG Activity Summary Report (GPR) for Program Year 2017  
 ORANGE COUNTY

Date: 04-Sep-2018  
 Time: 12:06  
 Page: 3

**PGM Year:** 2016  
**Project:** 0006 - Single Family Housing Rehabilitation (Brea)  
**IDIS Activity:** 2135 - City of Brea - Single Family Rehabilitation

**Status:** Completed 6/6/2018 6:13:05 PM  
**Location:** 1272 Harbor Lake Ave Brea, CA 92821-2862  
**Objective:** Provide decent affordable housing  
**Outcome:** Affordability  
**Matrix Code:** Rehab; Single-Unit Residential (14A)      **National Objective:** LMH

**Initial Funding Date:** 11/02/2016

**Description:**

Funds will be used for rehabilitation of single family lowvery-low income owner occupied residences.  
 Improvements wil include interior and exterior improvements to homes and mobile home units.

**Financing**

|              | Fund Type    | Grant Year | Grant       | Funded Amount       | Drawn In Program Year | Drawn Thru Program Year |
|--------------|--------------|------------|-------------|---------------------|-----------------------|-------------------------|
| CDBG         | EN           | Pre-2015   |             | \$185,417.61        | \$0.00                | \$0.00                  |
|              |              | 2014       | B14UC060504 |                     | \$155,698.17          | \$185,417.61            |
|              | PI           |            |             | \$5,382.39          | \$3,721.00            | \$5,382.39              |
| <b>Total</b> | <b>Total</b> |            |             | <b>\$190,800.00</b> | <b>\$159,419.17</b>   | <b>\$190,800.00</b>     |

**Proposed Accomplishments**

Housing Units : 20

**Actual Accomplishments**

Number assisted:

|  | Owner    |          | Renter   |          | Total    |          | Person   |          |
|--|----------|----------|----------|----------|----------|----------|----------|----------|
|  | Total    | Hispanic | Total    | Hispanic | Total    | Hispanic | Total    | Hispanic |
| White:   | 9        | 0        | 0        | 0        | 9        | 0        | 0        | 0        |
| Black/African American:                                  | 0        | 0        | 0        | 0        | 0        | 0        | 0        | 0        |
| Asian:   | 0        | 0        | 0        | 0        | 0        | 0        | 0        | 0        |
| American Indian/Alaskan Native:                          | 0        | 0        | 0        | 0        | 0        | 0        | 0        | 0        |
| Native Hawaiian/Other Pacific Islander:                  | 0        | 0        | 0        | 0        | 0        | 0        | 0        | 0        |
| American Indian/Alaskan Native & White:                  | 0        | 0        | 0        | 0        | 0        | 0        | 0        | 0        |
| Asian White:   | 0        | 0        | 0        | 0        | 0        | 0        | 0        | 0        |
| Black/African American & White:                          | 0        | 0        | 0        | 0        | 0        | 0        | 0        | 0        |
| American Indian/Alaskan Native & Black/African American: | 0        | 0        | 0        | 0        | 0        | 0        | 0        | 0        |
| Other multi-racial:                                      | 0        | 0        | 0        | 0        | 0        | 0        | 0        | 0        |
| Asian/Pacific Islander:                                  | 0        | 0        | 0        | 0        | 0        | 0        | 0        | 0        |
| Hispanic:  | 0        | 0        | 0        | 0        | 0        | 0        | 0        | 0        |
| <b>Total:</b>  | <b>9</b> | <b>0</b> | <b>0</b> | <b>0</b> | <b>9</b> | <b>0</b> | <b>0</b> | <b>0</b> |



U.S. Department of Housing and Urban Development  
 Office of Community Planning and Development  
 Integrated Disbursement and Information System  
 CDBG Activity Summary Report (GPR) for Program Year 2017  
 ORANGE COUNTY

Date: 04-Sep-2018  
 Time: 12:06  
 Page: 4

Female-headed Households:

0 0 0

Income Category:

|                  | Owner  | Renter | Total  | Person |
|------------------|--------|--------|--------|--------|
| Extremely Low    | 2      | 0      | 2      | 0      |
| Low Mod          | 6      | 0      | 6      | 0      |
| Moderate         | 1      | 0      | 1      | 0      |
| Non Low Moderate | 0      | 0      | 0      | 0      |
| Total            | 9      | 0      | 9      | 0      |
| Percent Low/Mod  | 100.0% |        | 100.0% |        |

**Annual Accomplishments**

| Years | Accomplishment Narrative  | # Benefiting |
|-------|---|--------------|
| 2016  | <p>4/1/17 - 6/30/17 - Two mobile home projects for senior citizens were completed. Three (3) single family homes will soon start construction and two (2) mobile homes are to sign contracts. Contract is being extended through 12/31/2017. cw 6/15/17</p> <p>7/1/17 - 9/30/17 (Extended) - Two additional rehabilitations were completed. One (1) single family home is almost complete, two (2) single family homes are under construction and two (2) mobile homes are under construction. 1/30/18</p> <p>10/1/17 - 12/31/17 (Extended) Final GPR - Five additional rehabilitations were completed. Two (2) mobile homes and three (3) single family homes. This includes four elderly home owners and one female head of household. cw 2/27/18</p> |              |





U.S. Department of Housing and Urban Development  
 Office of Community Planning and Development  
 Integrated Disbursement and Information System  
 CDBG Activity Summary Report (GPR) for Program Year 2017  
 ORANGE COUNTY

Date: 04-Sep-2018  
 Time: 12:06  
 Page: 5

**PGM Year:** 2016  
**Project:** 0014 - Brea Senior Center Improvements - Phase 2 (Brea)  
**IDIS Activity:** 2136 - City of Brea - Brea Senior Center Improvements

**Status:** Completed 5/8/2018 2:06:59 PM      **Objective:** Create suitable living environments  
**Location:** 500 Sievers Ave Brea, CA 92821-5357      **Outcome:** Availability/accessibility  
**Matrix Code:** Senior Centers (03A)      **National Objective:** LMC

**Initial Funding Date:** 11/02/2016

**Description:**

Funds will be used to improve the Senior Center mobility, safety and accessibility, replacing flooring and exterior doors at the center.

**Financing**

|              | Fund Type    | Grant Year | Grant       | Funded Amount      | Drawn In Program Year | Drawn Thru Program Year |
|--------------|--------------|------------|-------------|--------------------|-----------------------|-------------------------|
| CDBG         | EN           | 2015       | B15UC060504 | \$44,699.98        | \$42,241.56           | \$44,699.98             |
|              | PI           |            |             | \$4,372.73         | \$2,769.28            | \$4,372.73              |
| <b>Total</b> | <b>Total</b> |            |             | <b>\$49,072.71</b> | <b>\$45,010.84</b>    | <b>\$49,072.71</b>      |

**Proposed Accomplishments**


Public Facilities : 4,950

**Actual Accomplishments**

Number assisted:

|  | Owner    |          | Renter   |          | Total    |          | Person     |            |
|--|----------|----------|----------|----------|----------|----------|------------|------------|
|  | Total    | Hispanic | Total    | Hispanic | Total    | Hispanic | Total      | Hispanic   |
| White:   | 0        | 0        | 0        | 0        | 0        | 0        | 582        | 118        |
| Black/African American:                                  | 0        | 0        | 0        | 0        | 0        | 0        | 7          | 0          |
| Asian:   | 0        | 0        | 0        | 0        | 0        | 0        | 119        | 0          |
| American Indian/Alaskan Native:                          | 0        | 0        | 0        | 0        | 0        | 0        | 6          | 0          |
| Native Hawaiian/Other Pacific Islander:                  | 0        | 0        | 0        | 0        | 0        | 0        | 4          | 0          |
| American Indian/Alaskan Native & White:                  | 0        | 0        | 0        | 0        | 0        | 0        | 0          | 0          |
| Asian White:   | 0        | 0        | 0        | 0        | 0        | 0        | 0          | 0          |
| Black/African American & White:                          | 0        | 0        | 0        | 0        | 0        | 0        | 0          | 0          |
| American Indian/Alaskan Native & Black/African American: | 0        | 0        | 0        | 0        | 0        | 0        | 0          | 0          |
| Other multi-racial:                                      | 0        | 0        | 0        | 0        | 0        | 0        | 76         | 0          |
| Asian/Pacific Islander:                                  | 0        | 0        | 0        | 0        | 0        | 0        | 0          | 0          |
| Hispanic:  | 0        | 0        | 0        | 0        | 0        | 0        | 0          | 0          |
| <b>Total:</b>  | <b>0</b> | <b>0</b> | <b>0</b> | <b>0</b> | <b>0</b> | <b>0</b> | <b>794</b> | <b>118</b> |

Female-headed Households: 0



U.S. Department of Housing and Urban Development  
Office of Community Planning and Development  
Integrated Disbursement and Information System  
CDBG Activity Summary Report (GPR) for Program Year 2017  
ORANGE COUNTY

Date: 04-Sep-2018

Time: 12:06


Page: 6

*Income Category:*

|                  | <b>Owner</b> | <b>Renter</b> | <b>Total</b> | <b>Person</b> |
|------------------|--------------|---------------|--------------|---------------|
| Extremely Low    | 0            | 0             | 0            | 586           |
| Low Mod          | 0            | 0             | 0            | 111           |
| Moderate         | 0            | 0             | 0            | 97            |
| Non Low Moderate | 0            | 0             | 0            | 0             |
| Total            | 0            | 0             | 0            | 794           |
| Percent Low/Mod  |              |               |              | 100.0%        |

**Annual Accomplishments**

| <b>Years</b> | <b>Accomplishment Narrative</b>   | <b># Benefitting</b> |
|--------------|---|----------------------|
| 2016         | Status of project as of August 30, 2017 - City is meeting with their engineering department next week to create a plan to get all the specs in place for the bid. cw 8/30/17<br>Final GPR - Project was completed, installed ADA closures and related equipment to the Senior Center and Pioneer Hall improvements. cw 4/11/18<br><br>Closing out activity. \$71,767.29 will be reprogrammed. City did not expend \$44,000. cw 5/8/18 |                      |



U.S. Department of Housing and Urban Development  
 Office of Community Planning and Development  
 Integrated Disbursement and Information System  
 CDBG Activity Summary Report (GPR) for Program Year 2017  
 ORANGE COUNTY

Date: 04-Sep-2018  
 Time: 12:06  
 Page: 7

**PGM Year:** 2016  
**Project:** 0007 - Single-Family Housing Rehabilitation Program (Cypress)  
**IDIS Activity:** 2137 - City of Cypress - Housing Rehabilitation

**Status:** Completed 3/2/2018 11:53:16 AM  
**Location:** 5662 Marcella Cir Cypress, CA 90630-4566  
**Objective:** Provide decent affordable housing  
**Outcome:** Affordability  
**Matrix Code:** Rehab; Single-Unit Residential (14A)      **National Objective:** LMH

**Initial Funding Date:** 11/02/2016

**Description:**

Funds will be used to support the Home Enhancement Program or HELP II, which provides forgivable loans up to \$20,000 to income eligible homeowners in order to assist them with home improvements.

**Financing**

|              | Fund Type    | Grant Year | Grant       | Funded Amount       | Drawn In Program Year | Drawn Thru Program Year |
|--------------|--------------|------------|-------------|---------------------|-----------------------|-------------------------|
| CDBG         | EN           | Pre-2015   |             | \$139,484.07        | \$0.00                | \$0.00                  |
|              |              | 2014       | B14UC060504 |                     | \$40,963.00           | \$139,484.07            |
|              | PI           |            |             | \$3,514.93          | \$336.71              | \$3,514.93              |
| <b>Total</b> | <b>Total</b> |            |             | <b>\$142,999.00</b> | <b>\$41,299.71</b>    | <b>\$142,999.00</b>     |

**Proposed Accomplishments**

Housing Units : 6

**Actual Accomplishments**

Number assisted:

|  | Owner    |          | Renter   |          | Total    |          | Person   |          |
|--|----------|----------|----------|----------|----------|----------|----------|----------|
|  | Total    | Hispanic | Total    | Hispanic | Total    | Hispanic | Total    | Hispanic |
| White:   | 6        | 0        | 0        | 0        | 6        | 0        | 0        | 0        |
| Black/African American:                                  | 0        | 0        | 0        | 0        | 0        | 0        | 0        | 0        |
| Asian:   | 0        | 0        | 0        | 0        | 0        | 0        | 0        | 0        |
| American Indian/Alaskan Native:                          | 0        | 0        | 0        | 0        | 0        | 0        | 0        | 0        |
| Native Hawaiian/Other Pacific Islander:                  | 0        | 0        | 0        | 0        | 0        | 0        | 0        | 0        |
| American Indian/Alaskan Native & White:                  | 0        | 0        | 0        | 0        | 0        | 0        | 0        | 0        |
| Asian White:   | 0        | 0        | 0        | 0        | 0        | 0        | 0        | 0        |
| Black/African American & White:                          | 0        | 0        | 0        | 0        | 0        | 0        | 0        | 0        |
| American Indian/Alaskan Native & Black/African American: | 0        | 0        | 0        | 0        | 0        | 0        | 0        | 0        |
| Other multi-racial:                                      | 0        | 0        | 0        | 0        | 0        | 0        | 0        | 0        |
| Asian/Pacific Islander:                                  | 0        | 0        | 0        | 0        | 0        | 0        | 0        | 0        |
| Hispanic:  | 0        | 0        | 0        | 0        | 0        | 0        | 0        | 0        |
| <b>Total:</b>  | <b>6</b> | <b>0</b> | <b>0</b> | <b>0</b> | <b>6</b> | <b>0</b> | <b>0</b> | <b>0</b> |





U.S. Department of Housing and Urban Development  
 Office of Community Planning and Development  
 Integrated Disbursement and Information System  
 CDBG Activity Summary Report (GPR) for Program Year 2017  
 ORANGE COUNTY

Date: 04-Sep-2018  
 Time: 12:06  
 Page: 9

**PGM Year:** 2016  
**Project:** 0011 - ADA Accessible Curb Ramps(La Palma)  
**IDIS Activity:** 2138 - City of La Palma - La Palma ADA Accessible Curb Ramps

**Status:** Completed 8/29/2018 6:41:33 PM      **Objective:** Create suitable living environments  
**Location:** 7822 Walker St La Palma, CA 90623-1721      **Outcome:** Availability/accessibility  
**Matrix Code:** Sidewalks (03L)      **National Objective:** LMC

**Initial Funding Date:** 11/02/2016

**Description:**

Funds will be used to remove barriers by installing 63 ADA compliant curb ramps.

**Financing**

|              | Fund Type    | Grant Year | Grant       | Funded Amount       | Drawn In Program Year | Drawn Thru Program Year |
|--------------|--------------|------------|-------------|---------------------|-----------------------|-------------------------|
| CDBG         | EN           | 2015       | B15UC060504 | \$202,500.63        | \$199,700.61          | \$202,500.63            |
|              | PI           |            |             | \$9,499.37          | \$4,548.89            | \$9,499.37              |
| <b>Total</b> | <b>Total</b> |            |             | <b>\$212,000.00</b> | <b>\$204,249.50</b>   | <b>\$212,000.00</b>     |

**Proposed Accomplishments**

People (General) : 15,892

**Actual Accomplishments**

Number assisted:

|  | Owner    |          | Renter   |          | Total    |          | Person        |              |
|--|----------|----------|----------|----------|----------|----------|---------------|--------------|
|  | Total    | Hispanic | Total    | Hispanic | Total    | Hispanic | Total         | Hispanic     |
| White:   | 0        | 0        | 0        | 0        | 0        | 0        | 5,782         | 1,788        |
| Black/African American:                                  | 0        | 0        | 0        | 0        | 0        | 0        | 435           | 0            |
| Asian:   | 0        | 0        | 0        | 0        | 0        | 0        | 3,979         | 0            |
| American Indian/Alaskan Native:                          | 0        | 0        | 0        | 0        | 0        | 0        | 0             | 0            |
| Native Hawaiian/Other Pacific Islander:                  | 0        | 0        | 0        | 0        | 0        | 0        | 0             | 0            |
| American Indian/Alaskan Native & White:                  | 0        | 0        | 0        | 0        | 0        | 0        | 0             | 0            |
| Asian White:   | 0        | 0        | 0        | 0        | 0        | 0        | 0             | 0            |
| Black/African American & White:                          | 0        | 0        | 0        | 0        | 0        | 0        | 0             | 0            |
| American Indian/Alaskan Native & Black/African American: | 0        | 0        | 0        | 0        | 0        | 0        | 0             | 0            |
| Other multi-racial:                                      | 0        | 0        | 0        | 0        | 0        | 0        | 1,015         | 0            |
| Asian/Pacific Islander:                                  | 0        | 0        | 0        | 0        | 0        | 0        | 0             | 0            |
| Hispanic:  | 0        | 0        | 0        | 0        | 0        | 0        | 0             | 0            |
| <b>Total:</b>  | <b>0</b> | <b>0</b> | <b>0</b> | <b>0</b> | <b>0</b> | <b>0</b> | <b>11,211</b> | <b>1,788</b> |
| Female-headed Households:                                | 0        |          | 0        |          | 0        |          |               |              |



U.S. Department of Housing and Urban Development  
Office of Community Planning and Development  
Integrated Disbursement and Information System  
CDBG Activity Summary Report (GPR) for Program Year 2017  
ORANGE COUNTY

Date: 04-Sep-2018

Time: 12:06

Page: 10

*Income Category:*

|                  | <b>Owner</b> | <b>Renter</b> | <b>Total</b> | <b>Person</b> |
|------------------|--------------|---------------|--------------|---------------|
| Extremely Low    | 0            | 0             | 0            | 1,281         |
| Low Mod          | 0            | 0             | 0            | 3,605         |
| Moderate         | 0            | 0             | 0            | 3,267         |
| Non Low Moderate | 0            | 0             | 0            | 3,058         |
| Total            | 0            | 0             | 0            | 11,211        |
| Percent Low/Mod  |              |               |              | 72.7%         |

**Annual Accomplishments**

| <b>Years</b> | <b>Accomplishment Narrative</b>   | <b># Benefitting</b> |
|--------------|---|----------------------|
| 2017         | June 30, 2016 - December 31, 2017 (Final GPR)- Replaced or installed 66 ADA compliant curb ramps throughout the City. cw 8/6/18 |                      |



U.S. Department of Housing and Urban Development  
 Office of Community Planning and Development  
 Integrated Disbursement and Information System  
 CDBG Activity Summary Report (GPR) for Program Year 2017  
 ORANGE COUNTY

Date: 04-Sep-2018  
 Time: 12:06  
 Page: 11

**PGM Year:** 2016  
**Project:** 0003 - City of Laguna Beach Emergency Weather Shelter  
**IDIS Activity:** 2139 - City of Laguna Beach - Alternative Sleeping Location (ASL)

**Status:** Completed 8/31/2017 1:13:21 PM      **Objective:** Create suitable living environments  
**Location:** 20652 Laguna Canyon Rd Laguna Beach, CA 92651-1137      **Outcome:** Availability/accessibility  
**Matrix Code:** Operating Costs of Homeless/AIDS Patients Programs (03T)      **National Objective:** LMC

**Initial Funding Date:** 11/02/2016

**Description:**

Funds will be used to provide emergency shelter for 45 homeless individuals from the City of Laguna Beach and surrounding cities.

**Financing**

|              | Fund Type    | Grant Year | Grant       | Funded Amount       | Drawn In Program Year | Drawn Thru Program Year |
|--------------|--------------|------------|-------------|---------------------|-----------------------|-------------------------|
| CDBG         | EN           | 2015       | B15UC060504 | \$118,150.00        | \$0.00                | \$118,150.00            |
| <b>Total</b> | <b>Total</b> |            |             | <b>\$118,150.00</b> | <b>\$0.00</b>         | <b>\$118,150.00</b>     |

**Proposed Accomplishments**

People (General) : 45

**Actual Accomplishments**

Number assisted:

|  | Owner    |          | Renter   |          | Total    |          | Person     |          |
|--|----------|----------|----------|----------|----------|----------|------------|----------|
|  | Total    | Hispanic | Total    | Hispanic | Total    | Hispanic | Total      | Hispanic |
| White:   | 0        | 0        | 0        | 0        | 0        | 0        | 469        | 0        |
| Black/African American:                                  | 0        | 0        | 0        | 0        | 0        | 0        | 43         | 0        |
| Asian:   | 0        | 0        | 0        | 0        | 0        | 0        | 29         | 0        |
| American Indian/Alaskan Native:                          | 0        | 0        | 0        | 0        | 0        | 0        | 0          | 0        |
| Native Hawaiian/Other Pacific Islander:                  | 0        | 0        | 0        | 0        | 0        | 0        | 0          | 0        |
| American Indian/Alaskan Native & White:                  | 0        | 0        | 0        | 0        | 0        | 0        | 0          | 0        |
| Asian White:   | 0        | 0        | 0        | 0        | 0        | 0        | 0          | 0        |
| Black/African American & White:                          | 0        | 0        | 0        | 0        | 0        | 0        | 0          | 0        |
| American Indian/Alaskan Native & Black/African American: | 0        | 0        | 0        | 0        | 0        | 0        | 0          | 0        |
| Other multi-racial:                                      | 0        | 0        | 0        | 0        | 0        | 0        | 40         | 0        |
| Asian/Pacific Islander:                                  | 0        | 0        | 0        | 0        | 0        | 0        | 0          | 0        |
| Hispanic:  | 0        | 0        | 0        | 0        | 0        | 0        | 0          | 0        |
| <b>Total:</b>  | <b>0</b> | <b>0</b> | <b>0</b> | <b>0</b> | <b>0</b> | <b>0</b> | <b>581</b> | <b>0</b> |
| Female-headed Households:                                | 0        |          | 0        |          | 0        |          |            |          |



U.S. Department of Housing and Urban Development  
Office of Community Planning and Development  
Integrated Disbursement and Information System  
CDBG Activity Summary Report (GPR) for Program Year 2017  
ORANGE COUNTY

Date: 04-Sep-2018  
Time: 12:06  
Page: 12


*Income Category:*

|                  | <b>Owner</b> | <b>Renter</b> | <b>Total</b> | <b>Person</b> |
|------------------|--------------|---------------|--------------|---------------|
| Extremely Low    | 0            | 0             | 0            | 581           |
| Low Mod          | 0            | 0             | 0            | 0             |
| Moderate         | 0            | 0             | 0            | 0             |
| Non Low Moderate | 0            | 0             | 0            | 0             |
| Total            | 0            | 0             | 0            | 581           |
| Percent Low/Mod  |              |               |              | 100.0%        |

**Annual Accomplishments**

| <b>Years</b> | <b>Accomplishment Narrative</b>  | <b># Benefiting</b> |
|--------------|--|---------------------|
| 2016         | <p>7/1/16 - 12/31/16 - The City of Laguna Beach continues to meet its goal of housing 45 homeless individuals each night at the Alternative Sleeping Location (ASL). Service provided include transporting individuals to and from the shelter each day in addition to providing meals, showers, laundry, case management, and access to services for the general homeless population.</p> <p>1/1/7 - 6/30/17 (Final GPR) - City of Laguna Beach met its goal of housing 45 homeless individuals each night at the Alternative Sleeping Location (ASL). Service provided include transporting individuals to and from the shelter each day in addition to providing meals, showers, laundry, case management, and access to services for the general homeless population. cw 8/29/17</p> |                     |





U.S. Department of Housing and Urban Development  
 Office of Community Planning and Development  
 Integrated Disbursement and Information System  
 CDBG Activity Summary Report (GPR) for Program Year 2017  
 ORANGE COUNTY

Date: 04-Sep-2018  
 Time: 12:06  
 Page: 13

**PGM Year:** 2016  
**Project:** 0015 - Florence Sylvester Senior Center (Laguna Hills)  
**IDIS Activity:** 2140 - City of Laguna Hills - Florence Sylvester Memorial Senior Center

**Status:** Completed 8/31/2017 12:00:00 AM      **Objective:** Create suitable living environments  
**Location:** 23721 Moulton Pkwy Laguna Hills, CA 92653-1913      **Outcome:** Availability/accessibility  
**Matrix Code:** Senior Centers (03A)      **National Objective:** LMC

**Initial Funding Date:** 11/02/2016

**Description:**

Funds will be used to rehabilitate the senior center restrooms to bring the restrooms into compliance with ADA requirements, which include enlarge stalls; installing high-base toilets; replacement/repair of flooring and phone system; wall, door and cabinet improvements and interior/exterior painting.

**Financing**

|              | Fund Type    | Grant Year | Grant       | Funded Amount      | Drawn In Program Year | Drawn Thru Program Year |
|--------------|--------------|------------|-------------|--------------------|-----------------------|-------------------------|
| CDBG         | EN           | 2015       | B15UC060504 | \$61,372.09        | \$0.00                | \$61,372.09             |
|              | PI           |            |             | \$2,009.92         | \$0.00                | \$2,009.92              |
| <b>Total</b> | <b>Total</b> |            |             | <b>\$63,382.01</b> | <b>\$0.00</b>         | <b>\$63,382.01</b>      |

**Proposed Accomplishments**

Public Facilities : 5,045

**Actual Accomplishments**

Number assisted:

|  | Owner    |          | Renter   |          | Total    |          | Person     |           |
|--|----------|----------|----------|----------|----------|----------|------------|-----------|
|  | Total    | Hispanic | Total    | Hispanic | Total    | Hispanic | Total      | Hispanic  |
| White:   | 0        | 0        | 0        | 0        | 0        | 0        | 576        | 35        |
| Black/African American:                                  | 0        | 0        | 0        | 0        | 0        | 0        | 15         | 0         |
| Asian:   | 0        | 0        | 0        | 0        | 0        | 0        | 53         | 0         |
| American Indian/Alaskan Native:                          | 0        | 0        | 0        | 0        | 0        | 0        | 0          | 0         |
| Native Hawaiian/Other Pacific Islander:                  | 0        | 0        | 0        | 0        | 0        | 0        | 2          | 0         |
| American Indian/Alaskan Native & White:                  | 0        | 0        | 0        | 0        | 0        | 0        | 0          | 0         |
| Asian White:   | 0        | 0        | 0        | 0        | 0        | 0        | 0          | 0         |
| Black/African American & White:                          | 0        | 0        | 0        | 0        | 0        | 0        | 0          | 0         |
| American Indian/Alaskan Native & Black/African American: | 0        | 0        | 0        | 0        | 0        | 0        | 0          | 0         |
| Other multi-racial:                                      | 0        | 0        | 0        | 0        | 0        | 0        | 29         | 0         |
| Asian/Pacific Islander:                                  | 0        | 0        | 0        | 0        | 0        | 0        | 0          | 0         |
| Hispanic:  | 0        | 0        | 0        | 0        | 0        | 0        | 0          | 0         |
| <b>Total:</b>  | <b>0</b> | <b>0</b> | <b>0</b> | <b>0</b> | <b>0</b> | <b>0</b> | <b>675</b> | <b>35</b> |



U.S. Department of Housing and Urban Development  
Office of Community Planning and Development  
Integrated Disbursement and Information System  
CDBG Activity Summary Report (GPR) for Program Year 2017  
ORANGE COUNTY

Date: 04-Sep-2018

Time: 12:06

Page: 14

Female-headed Households:


0 0 0

*Income Category:*

|                  | <b>Owner</b> | <b>Renter</b> | <b>Total</b> | <b>Person</b> |
|------------------|--------------|---------------|--------------|---------------|
| Extremely Low    | 0            | 0             | 0            | 420           |
| Low Mod          | 0            | 0             | 0            | 144           |
| Moderate         | 0            | 0             | 0            | 72            |
| Non Low Moderate | 0            | 0             | 0            | 39            |
| Total            | 0            | 0             | 0            | 675           |
| Percent Low/Mod  |              |               |              | 94.2%         |

**Annual Accomplishments**

| <b>Years</b> | <b>Accomplishment Narrative</b>   | <b># Benefiting</b> |
|--------------|---|---------------------|
| 2016         | For the period from 7/1/16 - 6/30/17 (Final GPR) - A contractor was selected for the entire scope of work and the pre-construction meeting was held on January 26, 2017. The women's restroom improvement project began in late April 2017 and was completed by mid-June 2017. cw 8/29/17 |                     |



U.S. Department of Housing and Urban Development  
 Office of Community Planning and Development  
 Integrated Disbursement and Information System  
 CDBG Activity Summary Report (GPR) for Program Year 2017  
 ORANGE COUNTY

Date: 04-Sep-2018  
 Time: 12:06  
 Page: 15

**PGM Year:** 2016  
**Project:** 0008 - Phase X Energy Efficiency Improvement Project (Laguna Woods)  
**IDIS Activity:** 2141 - City of Laguna Woods - Phase X Energy Efficiency Improvements

**Status:** Completed 8/30/2017 12:00:00 AM      **Objective:** Provide decent affordable housing  
**Location:** 650 Avenida Sevilla Unit C Laguna Woods, CA 92637-7136      **Outcome:** Affordability  
**Matrix Code:** Rehab; Multi-Unit Residential (14B)      **National Objective:** LMH

**Initial Funding Date:** 11/03/2016

**Description:**

Funds will be used to provide energy efficient improvements for multi-residential units owned and occupied by very low-low income seniors.

**Financing**

|              | Fund Type    | Grant Year | Grant       | Funded Amount       | Drawn In Program Year | Drawn Thru Program Year |
|--------------|--------------|------------|-------------|---------------------|-----------------------|-------------------------|
| CDBG         | EN           | Pre-2015   |             | \$38,408.63         | \$0.00                | \$0.00                  |
|              |              | 2014       | B14UC060504 |                     | \$0.00                | \$38,408.63             |
|              |              | 2015       | B15UC060504 | \$64,490.15         | \$0.00                | \$64,490.15             |
|              | PI           |            |             | \$3,114.22          | \$0.00                | \$3,114.22              |
| <b>Total</b> | <b>Total</b> |            |             | <b>\$106,013.00</b> | <b>\$0.00</b>         | <b>\$106,013.00</b>     |


**Proposed Accomplishments**

Housing Units : 50

**Actual Accomplishments**

Number assisted:

|  | Owner |          | Renter |          | Total |          | Person |          |
|--|-------|----------|--------|----------|-------|----------|--------|----------|
|  | Total | Hispanic | Total  | Hispanic | Total | Hispanic | Total  | Hispanic |
| White:   | 29    | 0        | 0      | 0        | 29    | 0        | 0      | 0        |
| Black/African American:                                  | 0     | 0        | 0      | 0        | 0     | 0        | 0      | 0        |
| Asian:   | 2     | 0        | 0      | 0        | 2     | 0        | 0      | 0        |
| American Indian/Alaskan Native:                          | 0     | 0        | 0      | 0        | 0     | 0        | 0      | 0        |
| Native Hawaiian/Other Pacific Islander:                  | 1     | 0        | 0      | 0        | 1     | 0        | 0      | 0        |
| American Indian/Alaskan Native & White:                  | 0     | 0        | 0      | 0        | 0     | 0        | 0      | 0        |
| Asian White:   | 0     | 0        | 0      | 0        | 0     | 0        | 0      | 0        |
| Black/African American & White:                          | 0     | 0        | 0      | 0        | 0     | 0        | 0      | 0        |
| American Indian/Alaskan Native & Black/African American: | 0     | 0        | 0      | 0        | 0     | 0        | 0      | 0        |
| Other multi-racial:                                      | 1     | 0        | 0      | 0        | 1     | 0        | 0      | 0        |
| Asian/Pacific Islander:                                  | 0     | 0        | 0      | 0        | 0     | 0        | 0      | 0        |
| Hispanic:  | 0     | 0        | 0      | 0        | 0     | 0        | 0      | 0        |



U.S. Department of Housing and Urban Development  
 Office of Community Planning and Development  
 Integrated Disbursement and Information System  
 CDBG Activity Summary Report (GPR) for Program Year 2017  
 ORANGE COUNTY

Date: 04-Sep-2018  
 Time: 12:06  
 Page: 16

|                           |              |               |              |               |           |          |          |          |
|---------------------------|--------------|---------------|--------------|---------------|-----------|----------|----------|----------|
| <b>Total:</b>             | <b>33</b>    | <b>0</b>      | <b>0</b>     | <b>0</b>      | <b>33</b> | <b>0</b> | <b>0</b> | <b>0</b> |
| Female-headed Households: | 27           |               | 0            |               | 27        |          |          |          |
| <i>Income Category:</i>   |              |               |              |               |           |          |          |          |
|                           | <b>Owner</b> | <b>Renter</b> | <b>Total</b> | <b>Person</b> |           |          |          |          |
| Extremely Low             | 20           | 0             | 20           | 0             |           |          |          |          |
| Low Mod                   | 13           | 0             | 13           | 0             |           |          |          |          |
| Moderate                  | 0            | 0             | 0            | 0             |           |          |          |          |
| Non Low Moderate          | 0            | 0             | 0            | 0             |           |          |          |          |
| Total                     | 33           | 0             | 33           | 0             |           |          |          |          |
| Percent Low/Mod           | 100.0%       |               | 100.0%       |               |           |          |          |          |

**Annual Accomplishments**

| <b>Years</b> | <b>Accomplishment Narrative</b>  | <b># Benefitting</b> |
|--------------|--|----------------------|
| 2016         | <p>October - December 2016 - 8 residential units occupied by low income seniors were completed. There were 25 dual pane low-e windows installed, one energy efficient door, and two heat pump. cw 3/17/17</p> <p>Jan - March 10, 2017 - 5 residential units occupied by low income seniors were completed for a total of 13 units rehab. There were 17 dual pane low-e window and three energy efficient doors installed. cw 5/26/17</p> <p>March - June 30, 2017 (Final GPR) - 20 residential units occupied by low income senior were complete during this period (total of 33) . There were 62 dual pane low e-window and 16 energy efficient doors installed.</p> <p>City did not expend all funds (remaining balance \$33,870) due to staff reduction. Funds will be reprogrammed. cw 8-30-17</p> |                      |



U.S. Department of Housing and Urban Development  
 Office of Community Planning and Development  
 Integrated Disbursement and Information System  
 CDBG Activity Summary Report (GPR) for Program Year 2017  
 ORANGE COUNTY

Date: 04-Sep-2018  
 Time: 12:06  
 Page: 17

**PGM Year:** 2016  
**Project:** 0012 - ADA Ramps & Sidewalks (Los Alamitos)  
**IDIS Activity:** 2142 - City of Los Alamitos - ADA Ramps (Continued) & Sidewalk Lifts

**Status:** Completed 5/8/2018 5:05:11 PM      **Objective:** Create suitable living environments  
**Location:** 3191 Katella Ave Los Alamitos, CA 90720-2335      **Outcome:** Availability/accessibility  
    **Matrix Code:** Sidewalks (03L)      **National Objective:** LMC

**Initial Funding Date:** 11/03/2016

**Description:**

Funds will be used for removal of deteriorated sections of an alley and ADA ramps will be added or replaced.

**Financing**

|              | Fund Type    | Grant Year | Grant       | Funded Amount      | Drawn In Program Year | Drawn Thru Program Year |
|--------------|--------------|------------|-------------|--------------------|-----------------------|-------------------------|
| CDBG         | EN           | 2015       | B15UC060504 | \$80,793.81        | \$78,882.86           | \$80,793.81             |
|              | PI           |            |             | \$5,151.82         | \$3,473.98            | \$5,151.82              |
| <b>Total</b> | <b>Total</b> |            |             | <b>\$85,945.63</b> | <b>\$82,356.84</b>    | <b>\$85,945.63</b>      |

**Proposed Accomplishments**

People (General) : 11,598

**Actual Accomplishments**

Number assisted:

|  | Owner    |          | Renter   |          | Total    |          | Person        |              |
|--|----------|----------|----------|----------|----------|----------|---------------|--------------|
|  | Total    | Hispanic | Total    | Hispanic | Total    | Hispanic | Total         | Hispanic     |
| White:   | 0        | 0        | 0        | 0        | 0        | 0        | 8,131         | 1,422        |
| Black/African American:                                  | 0        | 0        | 0        | 0        | 0        | 0        | 324           | 0            |
| Asian:   | 0        | 0        | 0        | 0        | 0        | 0        | 1,471         | 0            |
| American Indian/Alaskan Native:                          | 0        | 0        | 0        | 0        | 0        | 0        | 51            | 0            |
| Native Hawaiian/Other Pacific Islander:                  | 0        | 0        | 0        | 0        | 0        | 0        | 50            | 0            |
| American Indian/Alaskan Native & White:                  | 0        | 0        | 0        | 0        | 0        | 0        | 0             | 0            |
| Asian White:   | 0        | 0        | 0        | 0        | 0        | 0        | 0             | 0            |
| Black/African American & White:                          | 0        | 0        | 0        | 0        | 0        | 0        | 0             | 0            |
| American Indian/Alaskan Native & Black/African American: | 0        | 0        | 0        | 0        | 0        | 0        | 0             | 0            |
| Other multi-racial:                                      | 0        | 0        | 0        | 0        | 0        | 0        | 1,422         | 0            |
| Asian/Pacific Islander:                                  | 0        | 0        | 0        | 0        | 0        | 0        | 0             | 0            |
| Hispanic:  | 0        | 0        | 0        | 0        | 0        | 0        | 0             | 0            |
| <b>Total:</b>  | <b>0</b> | <b>0</b> | <b>0</b> | <b>0</b> | <b>0</b> | <b>0</b> | <b>11,449</b> | <b>1,422</b> |
| Female-headed Households:                                | 0        |          | 0        |          | 0        |          |               |              |



U.S. Department of Housing and Urban Development  
Office of Community Planning and Development  
Integrated Disbursement and Information System  
CDBG Activity Summary Report (GPR) for Program Year 2017  
ORANGE COUNTY

Date: 04-Sep-2018

Time: 12:06


Page: 18

*Income Category:*

|                  | <b>Owner</b> | <b>Renter</b> | <b>Total</b> | <b>Person</b> |
|------------------|--------------|---------------|--------------|---------------|
| Extremely Low    | 0            | 0             | 0            | 1,946         |
| Low Mod          | 0            | 0             | 0            | 686           |
| Moderate         | 0            | 0             | 0            | 2,107         |
| Non Low Moderate | 0            | 0             | 0            | 6,710         |
| Total            | 0            | 0             | 0            | 11,449        |
| Percent Low/Mod  |              |               |              | 41.4%         |

**Annual Accomplishments**

| <b>Years</b> | <b>Accomplishment Narrative</b>   | <b># Benefitting</b> |
|--------------|---|----------------------|
| 2016         | Final GPR - Project completed on ADA upgrades and repairs to sidewalks. cw 5/8/18<br><br>Completed activity. \$57,154.37 will be reprogrammed. City did not expend \$56,529.08. cw 5/8/18 |                      |



U.S. Department of Housing and Urban Development  
 Office of Community Planning and Development  
 Integrated Disbursement and Information System  
 CDBG Activity Summary Report (GPR) for Program Year 2017  
 ORANGE COUNTY

Date: 04-Sep-2018  
 Time: 12:06  
 Page: 19

**PGM Year:** 2016  
**Project:** 0009 - Leisure World Bathroom Accessibility Program (Seal Beach)  
**IDIS Activity:** 2143 - City of Seal Beach - Leisure World Bathroom Accessibility Program

**Status:** Completed 8/17/2017 12:00:00 AM      **Objective:** Create suitable living environments  
**Location:** 13121 Shawnee Ln Apt 269C Seal Beach, CA 90740-3412      **Outcome:** Availability/accessibility  
**Matrix Code:** Rehab; Single-Unit Residential (14A)      **National Objective:** LMH

**Initial Funding Date:** 11/03/2016

**Description:**  
 Funds will be used to provide grants to income qualified, disabled seniors to improve bathroom accessibility and safety by converting the tubshower into an accessible shower stall.

**Financing**

|              | Fund Type    | Grant Year | Grant       | Funded Amount       | Drawn In Program Year | Drawn Thru Program Year |
|--------------|--------------|------------|-------------|---------------------|-----------------------|-------------------------|
| CDBG         | EN           | Pre-2015   |             | \$172,170.60        | \$0.00                | \$0.00                  |
|              |              | 2014       | B14UC060504 |                     | \$0.00                | \$172,170.60            |
|              | PI           |            |             | \$18,629.40         | \$0.00                | \$18,629.40             |
| <b>Total</b> | <b>Total</b> |            |             | <b>\$190,800.00</b> | <b>\$0.00</b>         | <b>\$190,800.00</b>     |


**Proposed Accomplishments**

Housing Units : 65

**Actual Accomplishments**

Number assisted:

|  | Owner     |          | Renter   |          | Total     |          | Person   |          |
|--|-----------|----------|----------|----------|-----------|----------|----------|----------|
|  | Total     | Hispanic | Total    | Hispanic | Total     | Hispanic | Total    | Hispanic |
| White:   | 67        | 3        | 0        | 0        | 67        | 3        | 0        | 0        |
| Black/African American:                                  | 2         | 0        | 0        | 0        | 2         | 0        | 0        | 0        |
| Asian:   | 12        | 0        | 0        | 0        | 12        | 0        | 0        | 0        |
| American Indian/Alaskan Native:                          | 0         | 0        | 0        | 0        | 0         | 0        | 0        | 0        |
| Native Hawaiian/Other Pacific Islander:                  | 0         | 0        | 0        | 0        | 0         | 0        | 0        | 0        |
| American Indian/Alaskan Native & White:                  | 0         | 0        | 0        | 0        | 0         | 0        | 0        | 0        |
| Asian White:   | 0         | 0        | 0        | 0        | 0         | 0        | 0        | 0        |
| Black/African American & White:                          | 0         | 0        | 0        | 0        | 0         | 0        | 0        | 0        |
| American Indian/Alaskan Native & Black/African American: | 0         | 0        | 0        | 0        | 0         | 0        | 0        | 0        |
| Other multi-racial:                                      | 0         | 0        | 0        | 0        | 0         | 0        | 0        | 0        |
| Asian/Pacific Islander:                                  | 0         | 0        | 0        | 0        | 0         | 0        | 0        | 0        |
| Hispanic:  | 0         | 0        | 0        | 0        | 0         | 0        | 0        | 0        |
| <b>Total:</b>  | <b>81</b> | <b>3</b> | <b>0</b> | <b>0</b> | <b>81</b> | <b>3</b> | <b>0</b> | <b>0</b> |



U.S. Department of Housing and Urban Development  
 Office of Community Planning and Development  
 Integrated Disbursement and Information System  
 CDBG Activity Summary Report (GPR) for Program Year 2017  
 ORANGE COUNTY

Date: 04-Sep-2018  
 Time: 12:06  
 Page: 20

Female-headed Households: 39 0 39

*Income Category:*

|                  | <b>Owner</b> | <b>Renter</b> | <b>Total</b> | <b>Person</b> |
|------------------|--------------|---------------|--------------|---------------|
| Extremely Low    | 22           | 0             | 22           | 0             |
| Low Mod          | 24           | 0             | 24           | 0             |
| Moderate         | 35           | 0             | 35           | 0             |
| Non Low Moderate | 0            | 0             | 0            | 0             |
| <b>Total</b>     | <b>81</b>    | <b>0</b>      | <b>81</b>    | <b>0</b>      |
| Percent Low/Mod  | 100.0%       |               | 100.0%       |               |

**Annual Accomplishments**

| <b>Years</b> | <b>Accomplishment Narrative</b>  | <b># Benefiting</b> |
|--------------|--|---------------------|
| 2016         | 7/1/16 - 8/31/16 - Completed rehab on 11 units for seniors for better accessibility to their bathrooms with 9 units in various stages of construction. cw 11/23/16 |                     |
|              | 9/1/16 - 9/30/16 - Completed an additional 4 units for a total of 15 units with 15 other units in various stages of construction. cw 11/23/16                      |                     |
|              | 10/1/16 - 10/31/16 - Completed an additional 9 units for a total of 24 units with 15 other units in various stages of construction. cw 11/23/16                    |                     |
|              | 11/1/16 - 11/30/16 - Completed an additional 9 units for a total of 33 units with 7 other units in various stages of construction. cw 1/3/17                       |                     |
|              | 12/1/16 - 12/31/16 - Completed an additional 7 units for a total of 40 units with 7 other units in various stages of construction. cw 1/24/17                      |                     |
|              | 1/1/17 - 1/31/17 - Completed an additional 2 units for a total of 42 units with 6 other units in various stages of construction. cw 2/23/17                        |                     |
|              | 2/1/17 - 2/28/17 - Completed an additional 6 units for a total of 48 units with 6 other units in various stages of construction. cw 3/22/17                        |                     |
|              | 3/1/17 - 3/31/17 - Completed an additional 3 units for a total of 51 units with 17 other units in various stages of construction. cw 4/25/17                       |                     |
|              | 4/1/17 - 4/30/17 - Completed an additional 7 units for a total of 58 units with 19 other units in various stages of construction. cw 6/7/17                        |                     |
|              | 5/1/17 - 5/31/17 - Completed an additional 6 units for a total of 64 units with 12 other units in various stages of construction. cw 6/26/17                       |                     |
|              | 6/1/17 - 6/30/17 (Final) - Completed an additional 17 units for a total of 81 units. cw 8/7/17   |                     |





U.S. Department of Housing and Urban Development  
 Office of Community Planning and Development  
 Integrated Disbursement and Information System  
 CDBG Activity Summary Report (GPR) for Program Year 2017  
 ORANGE COUNTY

Date: 04-Sep-2018  
 Time: 12:06  
 Page: 21

**PGM Year:** 2016  
**Project:** 0016 - Community Center Accessibility Improvement Project (Stanton)  
**IDIS Activity:** 2144 - City of Stanton - Community Center Accessibility Improvement Project

**Status:** Completed 7/10/2018 12:38:25 PM      **Objective:** Create suitable living environments  
**Location:** 7800 Katella Ave Stanton, CA 90680-3123      **Outcome:** Availability/accessibility  
**Matrix Code:** Neighborhood Facilities (03E)      **National Objective:** LMA

**Initial Funding Date:** 11/03/2016

**Description:**

Funds will be used to design, removal and reconstruction of existing concrete and landscaping areas to correct health and safety issues and upgrading the existing accessibility ramps to be ADA compliant.

**Financing**

|              | Fund Type    | Grant Year | Grant       | Funded Amount       | Drawn In Program Year | Drawn Thru Program Year |
|--------------|--------------|------------|-------------|---------------------|-----------------------|-------------------------|
| CDBG         | EN           | 2015       | B15UC060504 | \$216,342.86        | \$214,934.38          | \$216,342.86            |
|              | PI           |            |             | \$8,554.14          | \$7,569.63            | \$8,554.14              |
| <b>Total</b> | <b>Total</b> |            |             | <b>\$224,897.00</b> | <b>\$222,504.01</b>   | <b>\$224,897.00</b>     |

**Proposed Accomplishments**

Public Facilities : 3,105  
 Total Population in Service Area: 4,675  
 Census Tract Percent Low / Mod: 57.22

**Annual Accomplishments**

| Years | Accomplishment Narrative   | # Benefiting |
|-------|--|--------------|
| 2016  | July 1 - December 31, 2016 - The project is expected to assist 3260 residents and completion date is projected to be the end of 2017. cw 2/6/17        |              |
|       | January 1, 2017 - December 31, 2017 - Contract has been extended through 6/30/18 and the project is estimated to be completed by 6/30/18. cw 1/30/18   |              |
|       | January 1 - February 28, 2018 - Project is in process of being completed. cw 3/29/18   |              |
|       | For period through March 31, 2018 - Project still underway. The project is expected to be completed by June 2018. cw 6/6/18                            |              |
|       | Final GPR - Project is completed and will assist 3,260 City's resident in enjoying all the programs the Community Development has to offer. cw 6/27/18 |              |



U.S. Department of Housing and Urban Development  
 Office of Community Planning and Development  
 Integrated Disbursement and Information System  
 CDBG Activity Summary Report (GPR) for Program Year 2017  
 ORANGE COUNTY

Date: 04-Sep-2018  
 Time: 12:06  
 Page: 22

**PGM Year:** 2016  
**Project:** 0004 - Midway City Community Services and Education Center  
**IDIS Activity:** 2145 - Abrazar - Midway City Community Services & Education Center

**Status:** Completed 8/23/2017 5:32:44 PM      **Objective:** Create suitable living environments  
**Location:** 14900 Park Ln Midway City, CA 92655-1128      **Outcome:** Availability/accessibility  
**Matrix Code:** Other Public Services Not Listed in 05A-05Y, 03T (05Z)      **National Objective:** LMC

**Initial Funding Date:** 11/03/2016

**Description:**  
 Funds will be used to provide social services programming at the Community Center.  
 Services provided include: educational, recreational, cultural and senior citizen programming, transportation, employment, health and medical information and referrals.

**Financing**

|              | Fund Type    | Grant Year | Grant       | Funded Amount      | Drawn In Program Year | Drawn Thru Program Year |
|--------------|--------------|------------|-------------|--------------------|-----------------------|-------------------------|
| CDBG         | EN           | 2016       | B16UC060504 | \$43,650.00        | \$0.00                | \$43,650.00             |
| <b>Total</b> | <b>Total</b> |            |             | <b>\$43,650.00</b> | <b>\$0.00</b>         | <b>\$43,650.00</b>      |


**Proposed Accomplishments**

People (General) : 1,000

**Actual Accomplishments**

Number assisted:

|  | Owner    |          | Renter   |          | Total    |          | Person       |            |
|--|----------|----------|----------|----------|----------|----------|--------------|------------|
|  | Total    | Hispanic | Total    | Hispanic | Total    | Hispanic | Total        | Hispanic   |
| White:   | 0        | 0        | 0        | 0        | 0        | 0        | 222          | 112        |
| Black/African American:                                  | 0        | 0        | 0        | 0        | 0        | 0        | 1            | 0          |
| Asian:   | 0        | 0        | 0        | 0        | 0        | 0        | 958          | 0          |
| American Indian/Alaskan Native:                          | 0        | 0        | 0        | 0        | 0        | 0        | 0            | 0          |
| Native Hawaiian/Other Pacific Islander:                  | 0        | 0        | 0        | 0        | 0        | 0        | 8            | 0          |
| American Indian/Alaskan Native & White:                  | 0        | 0        | 0        | 0        | 0        | 0        | 0            | 0          |
| Asian White:   | 0        | 0        | 0        | 0        | 0        | 0        | 0            | 0          |
| Black/African American & White:                          | 0        | 0        | 0        | 0        | 0        | 0        | 0            | 0          |
| American Indian/Alaskan Native & Black/African American: | 0        | 0        | 0        | 0        | 0        | 0        | 0            | 0          |
| Other multi-racial:                                      | 0        | 0        | 0        | 0        | 0        | 0        | 5            | 0          |
| Asian/Pacific Islander:                                  | 0        | 0        | 0        | 0        | 0        | 0        | 0            | 0          |
| Hispanic:  | 0        | 0        | 0        | 0        | 0        | 0        | 0            | 0          |
| <b>Total:</b>  | <b>0</b> | <b>0</b> | <b>0</b> | <b>0</b> | <b>0</b> | <b>0</b> | <b>1,194</b> | <b>112</b> |
| Female-headed Households:                                | 0        |          | 0        |          | 0        |          |              |            |



U.S. Department of Housing and Urban Development  
Office of Community Planning and Development  
Integrated Disbursement and Information System  
CDBG Activity Summary Report (GPR) for Program Year 2017  
ORANGE COUNTY

Date: 04-Sep-2018


Time: 12:06

Page: 23

*Income Category:*

|                  | <b>Owner</b> | <b>Renter</b> | <b>Total</b> | <b>Person</b> |
|------------------|--------------|---------------|--------------|---------------|
| Extremely Low    | 0            | 0             | 0            | 1,165         |
| Low Mod          | 0            | 0             | 0            | 29            |
| Moderate         | 0            | 0             | 0            | 0             |
| Non Low Moderate | 0            | 0             | 0            | 0             |
| Total            | 0            | 0             | 0            | 1,194         |
| Percent Low/Mod  |              |               |              | 100.0%        |


**Annual Accomplishments**



U.S. Department of Housing and Urban Development  
Office of Community Planning and Development  
Integrated Disbursement and Information System  
CDBG Activity Summary Report (GPR) for Program Year 2017  
ORANGE COUNTY

Date: 04-Sep-2018  
Time: 12:06  
Page: 24

| <b>Years</b> | <b>Accomplishment Narrative</b>  | <b># Benefitting</b> |
|--------------|--|----------------------|
| 2016         | <p>7/1/16 - 7/31/16 - Provided services to the 860 unduplicated clients through multiple services (translation, document preparation, emergency food, health and wellness activities). Additional provided free breakfast and lunch to over 150 youth (18 and under) during the summer and also continued with the snack and dinner program to provide free dinner for all youth 18 and under. The meals are served 5 days a week and is open to all youth in the community. Started the Pride Steam Summer Academy and have over 188 students enrolled in the program. cw 11/21/16</p> <p>8/1/16 - 8/31/16 - Provided additional services to 98 clients for a total of 958 clients served. Continued the free breakfast and lunch and snack and dinner program for youth 18 and under. Enrolled a total of 200 students for the Pride Steam Summer Academy program. cw 11/21/16</p> <p>9/1/16 - 9/30/16 - Provided additional services to 42 clients for a total of 1000 clients served. Continued the free breakfast and lunch and snack and dinner program for youth 18 and under. Wrapped up the Pride STeam Summer Academy program with 200 students enrolled in the program. cw 11/21/16</p> <p>10/1/16 - 10/31/16 - Provided additional services to 23 clients for a total of 1023 clients served. Continued the free breakfast and lunch and snack and dinner program for youth 18 and under. cw 12/1/16</p> <p>11/1/16 - 11/30/16 - Provided additional services to 31 clients for a total of 1054 clients served. Continued the snack and dinner program for youth 18 and under. cw 1/5/17</p> <p>12/1/16 - 12/31/16 - Provided additional services to 15 clients for a total of 1069 clients served. Continued the snack and dinner program for youth 18 and under. cw 1/30/17</p> <p>1/1/17 - 1/31/17 - Provided additional services to 14 clients for a total of 1083 clients served. Continued the snack and dinner program for youth 18 and under. cw 3/13/17</p> <p>2/1/17 - 2/28/17 - Provided additional services to 16 clients for a total of 1099 clients served. Continued the snack and dinner program for youth 18 and under. cw 3/22/17</p> <p>3/1/17 - 3/31/17 - Provided additional services to 24 clients for a total of 1123 clients served. Continued the snack and dinner program for youth 18 and under. cw 4/21/17</p> <p>4/1/17 - 4/30/17 - Provided additional services to 22 clients for a total of 1145 clients served. Continued the snack and dinner program for youth 18 and under. cw 6/7/17</p> <p>Final GPR - Provided services to a total of 1194 clients. Continued the snack and dinner program to provide free dinner for all youth 18 and under. cw 8/23/17</p> |                      |



U.S. Department of Housing and Urban Development  
 Office of Community Planning and Development  
 Integrated Disbursement and Information System  
 CDBG Activity Summary Report (GPR) for Program Year 2017  
 ORANGE COUNTY

Date: 04-Sep-2018  
 Time: 12:06  
 Page: 25

**PGM Year:** 2016  
**Project:** 0005 - El Modena Community Family Resource Center  
**IDIS Activity:** 2146 - CAPOC - El Modena Family Resource Center

**Status:** Completed 8/17/2017 11:29:03 AM  
**Location:** 18672 E Center Ave Orange, CA 92869-3520

**Objective:** Create suitable living environments  
**Outcome:** Availability/accessibility  
**Matrix Code:** Other Public Services Not Listed in 05A-05Y, 03T (05Z)      **National Objective:** LMC

**Initial Funding Date:** 11/03/2016

**Description:**  
 Funds will be used to provide social services programming.  
 Services provided include: recreational, educational and cultural programming, health services, employment information and referrals, and senior citizen activities.

**Financing**

|              | Fund Type    | Grant Year | Grant       | Funded Amount      | Drawn In Program Year | Drawn Thru Program Year |
|--------------|--------------|------------|-------------|--------------------|-----------------------|-------------------------|
| CDBG         | EN           | 2016       | B16UC060504 | \$43,650.00        | \$0.00                | \$43,650.00             |
| <b>Total</b> | <b>Total</b> |            |             | <b>\$43,650.00</b> | <b>\$0.00</b>         | <b>\$43,650.00</b>      |

**Proposed Accomplishments**

People (General) : 1,000

**Actual Accomplishments**

Number assisted:

|  | Owner    |          | Renter   |          | Total    |          | Person       |              |
|--|----------|----------|----------|----------|----------|----------|--------------|--------------|
|  | Total    | Hispanic | Total    | Hispanic | Total    | Hispanic | Total        | Hispanic     |
| White:   | 0        | 0        | 0        | 0        | 0        | 0        | 1,837        | 1,624        |
| Black/African American:                                  | 0        | 0        | 0        | 0        | 0        | 0        | 20           | 0            |
| Asian:   | 0        | 0        | 0        | 0        | 0        | 0        | 86           | 0            |
| American Indian/Alaskan Native:                          | 0        | 0        | 0        | 0        | 0        | 0        | 1            | 0            |
| Native Hawaiian/Other Pacific Islander:                  | 0        | 0        | 0        | 0        | 0        | 0        | 1            | 0            |
| American Indian/Alaskan Native & White:                  | 0        | 0        | 0        | 0        | 0        | 0        | 0            | 0            |
| Asian White:   | 0        | 0        | 0        | 0        | 0        | 0        | 0            | 0            |
| Black/African American & White:                          | 0        | 0        | 0        | 0        | 0        | 0        | 4            | 0            |
| American Indian/Alaskan Native & Black/African American: | 0        | 0        | 0        | 0        | 0        | 0        | 2            | 0            |
| Other multi-racial:                                      | 0        | 0        | 0        | 0        | 0        | 0        | 37           | 0            |
| Asian/Pacific Islander:                                  | 0        | 0        | 0        | 0        | 0        | 0        | 0            | 0            |
| Hispanic:  | 0        | 0        | 0        | 0        | 0        | 0        | 0            | 0            |
| <b>Total:</b>  | <b>0</b> | <b>0</b> | <b>0</b> | <b>0</b> | <b>0</b> | <b>0</b> | <b>1,988</b> | <b>1,624</b> |
| Female-headed Households:                                | 0        |          | 0        |          | 0        |          |              |              |



U.S. Department of Housing and Urban Development  
Office of Community Planning and Development  
Integrated Disbursement and Information System  
CDBG Activity Summary Report (GPR) for Program Year 2017  
ORANGE COUNTY

Date: 04-Sep-2018


Time: 12:06

Page: 26

*Income Category:*

|                  | <b>Owner</b> | <b>Renter</b> | <b>Total</b> | <b>Person</b> |
|------------------|--------------|---------------|--------------|---------------|
| Extremely Low    | 0            | 0             | 0            | 1,738         |
| Low Mod          | 0            | 0             | 0            | 206           |
| Moderate         | 0            | 0             | 0            | 44            |
| Non Low Moderate | 0            | 0             | 0            | 0             |
| Total            | 0            | 0             | 0            | 1,988         |
| Percent Low/Mod  |              |               |              | 100.0%        |

**Annual Accomplishments**



U.S. Department of Housing and Urban Development  
Office of Community Planning and Development  
Integrated Disbursement and Information System  
CDBG Activity Summary Report (GPR) for Program Year 2017  
ORANGE COUNTY

Date: 04-Sep-2018  
Time: 12:06  
Page: 27

| <b>Years</b> | <b>Accomplishment Narrative</b>   | <b># Benefitting</b> |
|--------------|---|----------------------|
| 2016         | <p>7/1/16 - 7/31/16 - Social Services (SS): OCHCA-WIC 7; OCSSA-MediCal &amp; Food Stamps 12; Karate Youth 45; SeniorServ Lunch 11; F.A.C.E.S. Crisis 3; Individual 1; Parenting 4; WTLC 11, Total: 94; Support Services (SPS): Accessing Services 8; Case Mgmt 2; Immigration 1; Emerg. Food 14; Zumba 15; Kids Camp 22; Teen camp 12; Senior Prog. 11, Total: 85 cw 11/18/16</p> <p>8/1/16 - 8/31/16 - SS: RSCCD-ESL 13; OCHCA-WIC 5; OCSSA-MediCal &amp; Food Stamps 17; YMCA 18; F.A.C.E.S. Individual 1; Parenting 8; WTLC 5, Total: 67; Support Services (SPS): Accessing Services 4; Case Mgmt 5; Emerg. Food 22; Employment Asst 1; Zumba 2; Backpacks for Success 242, Total: 276 cw 11/18/16</p> <p>9/1/16 - 9/30/16 - SS: RSCCD-ESL 13; OCSSA-MediCal &amp; Food Stamps 5; Karate 7; F.A.C.E.S. Crisis 1; Individual 2; Group 10; Parenting 3; Total: 41; Support Services (SPS): Accessing Services 3; Case Mgmt 5; Emerg. Food 13; Misc Resources 1; Zumba 4; Backpacks for Success 2, Teen Program 10 Total: 38 cw 11/18/16</p> <p>10/1/16 - 10/31/16 - SS: RSCCD-ESL 5; OCHCA-WIC 27; OCSSA-MediCal &amp; Food Stamps 9; ACCESS 19; YMCA 6; SeniorServ 5; F.A.C.E.S. Family 1; WTLC 2 Total: 74; Support Services (SPS): Accessing Services 3; Family Advocacy 2; Case Mgmt 3; Emerg. Food 9; Misc Resources 1; Youth Academic 13; Teen Prog. 1; Senior Prog. 5 Total: 37 cw 12/8/16</p> <p>11/1/16 - 11/30/16 - SS: OCHCA-WIC 4; OCSSA-MediCal &amp; Food Stamps 13; F.A.C.E.S. Crisis 1; Individual 1; Parenting 3; WTLC 5; Total: 27; Support Services (SPS): Accessing Services 3; Family Advocacy 23; Emerg. Food 19; Thanksgiving Food Baskets 300; Youth Academic 18; Senior Prog. 5 Total: 363 cw 1/11/17</p> <p>12/1/16 - 12/31/16 - SS: RSCCD-ESL 2; OCHCA-WIC 11; OCSSA-MediCal &amp; Food Stamps 9; F.A.C.E.S. Crisis 2; Individual 2; Family 1; WTLC 4 Total: 30; Support Services (SPS): Family Fun Activities 5; Family Advocacy 2; Emerg. Food 7; OC Toy Collaborative 216 Total: 230 cw 1/11/17</p> <p>1/1/17 - 1/31/17 - SS: RSCCE-ESL 5; OCHCA-WIC 21; OCSSA-MediCal &amp; Food Stamps 9; F.A.C.E.S. Crisis 1; Individual 6; Family 4; WTLC 7 Total: 53; Support Services (SPS): Accessing Services 2; Family Advocacy 5; Emerg. Food 13; Total: 20 cw 3/31/17</p> <p>2/1/17 - 2/28/17 - SS: RSCCE-ESL 3; OCHCA-WIC 6; OCSSA-MediCal &amp; Food Stamps 4; VITA Tax Asst 55; Karate 11; YMCA 1; F.A.C.E.S. Crisis 1; Individual 2; Family 2; Group 2; Parenting Class 5; WTLC 4 Total: 96; Support Services (SPS): Accessing Services 4; Family Advocacy 7; Case Mgmt 1; Immigration DACA 2; Emerg. Food 5; Senior Prog 6 Total: 25 cw 4/21/17</p> <p>3/1/17 - 3/31/17 - SS: OCHCA-WIC 5; OCSSA-MediCal &amp; Food Stamps 10; VITA Tax Asst 105; SeniorServ 6; F.A.C.E.S. Crisis 1; Individual 2; Family 1; Group 2; Parenting Class 5; WTLC 6 Total: 143; Support Services (SPS): Accessing Services 3; Family Advocacy 12; Emerg. Food 8; Zumba 2; Senior Prog 7 Total: 32 cw 4/21/17</p> <p>4/1/17 - 4/30/17 - SS: RSCCD-ESL 2; OCHCA-WIC 9; OCSSA-MediCal &amp; Food Stamps 1; VITA Tax Asst 83; SeniorServ 3; F.A.C.E.S. Group 1; Parenting Class 1; WTLC 2 Total: 102; Support Services (SPS): Accessing Services 1; Family Advocacy 9; Emerg. Food 4; Resources 1; Academic Enrichment 2; Senior Prog 3 Total: 20 cw 6/7/17</p> <p>5/1/17 - 5/31/17 - SS: OCHCA-WIC 12; OCSSA-MediCal &amp; Food Stamps 1; Dept. of Education/Access 6; F.A.C.E.S. Group 2; Parenting Class 2; Family 3; WTLC 6 Total: 32; Support Services (SPS): Family Advocacy 11; Emerg. Food 3; Total: 14 cw 7/6/17</p> <p>Final GPR - SS: RSCCD-ESL 37; OCHCA-WIC 122; OCSSA-MediCal &amp; Food Stamps 94; VITA 243; Karate 78; ACCESS 25; YMCA 51; Senior Lunch 25; F.A.C.E.S. Crisis 14; Indiv. 23; Family 18; Group 15; Parenting 35; WTLC PE 55; Total SS: 835; SPS: Accs Svcs 33; Case Mgmt 16; FaCT 86; Immigration 3; Family Fund 9; Emerg. Food 120; Employ. Asst 1; Resources 3; Thanksgiving Baskets 300; Zumba 22; Academic 23; Backpacks 244; Toy Collaborative 216; Summer Camp K-5th grade 22; Teen Camp 12; Teen Program 11; Senior Program 32; Total SPS 1153</p> |                      |



U.S. Department of Housing and Urban Development  
 Office of Community Planning and Development  
 Integrated Disbursement and Information System  
 CDBG Activity Summary Report (GPR) for Program Year 2017  
 ORANGE COUNTY

Date: 04-Sep-2018  
 Time: 12:06  
 Page: 28

**PGM Year:** 2016  
**Project:** 0023 - Fair Housing Education, Counseling and Enforcement (Urban County)  
**IDIS Activity:** 2147 - OC Fair Housing - Urban County Fair Housing Education Counseling & Enforcement

**Status:** Completed 8/31/2017 1:01:46 PM  
**Location:** ,  
**Objective:**  
**Outcome:**  
**Matrix Code:** Fair Housing Activities (subject to 20% Admin Cap) (21D)      **National Objective:**

**Initial Funding Date:** 11/03/2016

**Description:**

Funds will be used to provide fair housing education, six community events, counseling, enforcement, and landlordtenant counseling and updates to the AI.

**Financing**

|              | Fund Type    | Grant Year | Grant       | Funded Amount      | Drawn In Program Year | Drawn Thru Program Year |
|--------------|--------------|------------|-------------|--------------------|-----------------------|-------------------------|
| CDBG         | EN           | 2016       | B16UC060504 | \$50,000.00        | \$0.00                | \$50,000.00             |
| <b>Total</b> | <b>Total</b> |            |             | <b>\$50,000.00</b> | <b>\$0.00</b>         | <b>\$50,000.00</b>      |

**Proposed Accomplishments**

**Actual Accomplishments**

*Number assisted:*

|  | <b>Owner</b> |          | <b>Renter</b> |          | <b>Total</b> |          | <b>Person</b> |          |
|--|--------------|----------|---------------|----------|--------------|----------|---------------|----------|
|  | Total        | Hispanic | Total         | Hispanic | Total        | Hispanic | Total         | Hispanic |
| White:   |              |          |               |          | 0            | 0        |               |          |
| Black/African American:                                  |              |          |               |          | 0            | 0        |               |          |
| Asian:   |              |          |               |          | 0            | 0        |               |          |
| American Indian/Alaskan Native:                          |              |          |               |          | 0            | 0        |               |          |
| Native Hawaiian/Other Pacific Islander:                  |              |          |               |          | 0            | 0        |               |          |
| American Indian/Alaskan Native & White:                  |              |          |               |          | 0            | 0        |               |          |
| Asian White:   |              |          |               |          | 0            | 0        |               |          |
| Black/African American & White:                          |              |          |               |          | 0            | 0        |               |          |
| American Indian/Alaskan Native & Black/African American: |              |          |               |          | 0            | 0        |               |          |
| Other multi-racial:                                      |              |          |               |          | 0            | 0        |               |          |
| Asian/Pacific Islander:                                  |              |          |               |          | 0            | 0        |               |          |
| Hispanic:  |              |          |               |          | 0            | 0        |               |          |
| <b>Total:</b>  | <b>0</b>     | <b>0</b> | <b>0</b>      | <b>0</b> | <b>0</b>     | <b>0</b> | <b>0</b>      | <b>0</b> |
| Female-headed Households:                                |              |          |               |          | 0            |          |               |          |

*Income Category:*

**Owner    Renter    Total    Person**





U.S. Department of Housing and Urban Development  
Office of Community Planning and Development  
Integrated Disbursement and Information System  
CDBG Activity Summary Report (GPR) for Program Year 2017  
ORANGE COUNTY

Date: 04-Sep-2018


Time: 12:06

Page: 29

|                  |   |   |   |   |
|------------------|---|---|---|---|
| Extremely Low    |   |   | 0 |   |
| Low Mod          |   |   | 0 |   |
| Moderate         |   |   | 0 |   |
| Non Low Moderate |   |   | 0 |   |
| Total            | 0 | 0 | 0 | 0 |
| Percent Low/Mod  |   |   |   |   |

**Annual Accomplishments**

No data returned for this view. This might be because the applied filter excludes all data.



U.S. Department of Housing and Urban Development  
 Office of Community Planning and Development  
 Integrated Disbursement and Information System  
 CDBG Activity Summary Report (GPR) for Program Year 2017  
 ORANGE COUNTY

Date: 04-Sep-2018  
 Time: 12:06  
 Page: 30

**PGM Year:** 2016  
**Project:** 0033 - Community Center Improvements (County of Orange)  
**IDIS Activity:** 2148 - County of Orange - Community Center Improvements

**Status:** Completed 3/2/2018 12:21:53 PM      **Objective:** Create suitable living environments  
**Location:** 14900 Park Ln 18672 E. Center, Orange Midway City, CA 92655-1128      **Outcome:** Availability/accessibility  
**Matrix Code:** Neighborhood Facilities (03E)      **National Objective:** LMA

**Initial Funding Date:** 11/03/2016

**Description:**

Funds will be used for improvements to County owned Community Center of El Modena and Midway City.

**Financing**

|              | Fund Type    | Grant Year | Grant       | Funded Amount      | Drawn In Program Year | Drawn Thru Program Year |
|--------------|--------------|------------|-------------|--------------------|-----------------------|-------------------------|
| CDBG         | EN           | Pre-2015   |             | \$4,197.71         | \$0.00                | \$0.00                  |
|              |              | 2014       | B14UC060504 |                    | \$0.00                | \$4,197.71              |
|              | PI           |            |             | \$9,189.11         | \$608.23              | \$9,189.11              |
| <b>Total</b> | <b>Total</b> |            |             | <b>\$13,386.82</b> | <b>\$608.23</b>       | <b>\$13,386.82</b>      |

**Proposed Accomplishments**

Public Facilities : 1,515  
 Total Population in Service Area: 12,660  
 Census Tract Percent Low / Mod: 60.35

**Annual Accomplishments**

| Years | Accomplishment Narrative   | # Benefitting |
|-------|--|---------------|
| 2016  | For the period from 7/1/16 - 6/30/17, the following activities were completed at the El Modena and Midway City Community Centers:<br><br>El Modena CC - Electrical<br><br>Year-End - Improvements to the Community Centers included the following:<br>El Modena - electrical, plumbing, improvements to interior/exterior lighting, automatic door switch, restroom doors, parking lot gate, tire stoppers, windows, HVAC<br>Midway City - replacement of patio cover, door locks, electrical issues, AC unit and freezer. cw 3/2/18 |               |



U.S. Department of Housing and Urban Development  
 Office of Community Planning and Development  
 Integrated Disbursement and Information System  
 CDBG Activity Summary Report (GPR) for Program Year 2017  
 ORANGE COUNTY

Date: 04-Sep-2018  
 Time: 12:06  
 Page: 31

**PGM Year:** 2016  
**Project:** 0001 - Armory Emergency Shelter (CDBG)  
**IDIS Activity:** 2149 - Mercy House - Armory Emergency Shelter Program

**Status:** Completed 8/31/2017 12:52:10 PM  
**Location:** 612 E Warner Ave 400 S. Brookhurst, Fullerton, CA 92833  
 Santa Ana, CA 92707-2941  
**Objective:** Create suitable living environments  
**Outcome:** Availability/accessibility  
**Matrix Code:** Operating Costs of Homeless/AIDS Patients Programs (03T)  
**National Objective:** LMC

**Initial Funding Date:** 11/03/2016

**Description:**

Funds will be used to provide essential services, operations, emergency shelter, showers and meals for homeless clients.

**Financing**

|              | Fund Type    | Grant Year | Grant       | Funded Amount       | Drawn In Program Year | Drawn Thru Program Year |
|--------------|--------------|------------|-------------|---------------------|-----------------------|-------------------------|
| CDBG         | EN           | 2016       | B16UC060504 | \$166,636.62        | \$0.00                | \$166,636.62            |
|              | PI           |            |             | \$17,600.38         | \$0.00                | \$17,600.38             |
| <b>Total</b> | <b>Total</b> |            |             | <b>\$184,237.00</b> | <b>\$0.00</b>         | <b>\$184,237.00</b>     |

**Proposed Accomplishments**

People (General) : 610

**Actual Accomplishments**

Number assisted:

|  | Owner    |          | Renter   |          | Total    |          | Person       |            |
|--|----------|----------|----------|----------|----------|----------|--------------|------------|
|  | Total    | Hispanic | Total    | Hispanic | Total    | Hispanic | Total        | Hispanic   |
| White:   | 0        | 0        | 0        | 0        | 0        | 0        | 698          | 90         |
| Black/African American:                                  | 0        | 0        | 0        | 0        | 0        | 0        | 255          | 21         |
| Asian:   | 0        | 0        | 0        | 0        | 0        | 0        | 60           | 3          |
| American Indian/Alaskan Native:                          | 0        | 0        | 0        | 0        | 0        | 0        | 382          | 354        |
| Native Hawaiian/Other Pacific Islander:                  | 0        | 0        | 0        | 0        | 0        | 0        | 23           | 6          |
| American Indian/Alaskan Native & White:                  | 0        | 0        | 0        | 0        | 0        | 0        | 48           | 19         |
| Asian White:   | 0        | 0        | 0        | 0        | 0        | 0        | 5            | 1          |
| Black/African American & White:                          | 0        | 0        | 0        | 0        | 0        | 0        | 14           | 2          |
| American Indian/Alaskan Native & Black/African American: | 0        | 0        | 0        | 0        | 0        | 0        | 12           | 5          |
| Other multi-racial:                                      | 0        | 0        | 0        | 0        | 0        | 0        | 82           | 43         |
| Asian/Pacific Islander:                                  | 0        | 0        | 0        | 0        | 0        | 0        | 0            | 0          |
| Hispanic:  | 0        | 0        | 0        | 0        | 0        | 0        | 0            | 0          |
| <b>Total:</b>  | <b>0</b> | <b>0</b> | <b>0</b> | <b>0</b> | <b>0</b> | <b>0</b> | <b>1,579</b> | <b>544</b> |

Female-headed Households: 0



U.S. Department of Housing and Urban Development  
Office of Community Planning and Development  
Integrated Disbursement and Information System  
CDBG Activity Summary Report (GPR) for Program Year 2017  
ORANGE COUNTY


Date: 04-Sep-2018  
Time: 12:06  
Page: 32

*Income Category:*

|                  | <b>Owner</b> | <b>Renter</b> | <b>Total</b> | <b>Person</b> |
|------------------|--------------|---------------|--------------|---------------|
| Extremely Low    | 0            | 0             | 0            | 1,579         |
| Low Mod          | 0            | 0             | 0            | 0             |
| Moderate         | 0            | 0             | 0            | 0             |
| Non Low Moderate | 0            | 0             | 0            | 0             |
| Total            | 0            | 0             | 0            | 1,579         |
| Percent Low/Mod  |              |               |              | 100.0%        |

**Annual Accomplishments**

| <b>Years</b> | <b>Accomplishment Narrative</b>   | <b># Benefitting</b> |
|--------------|---|----------------------|
| 2016         | <p>7/1/17 - 7/31/17 - During the month of July, Mercy House expenditures were for staffing, storage, office rent and fax. The Armory Cold Weather Shelter is a seasonal program which typically opens in November and runs through early Spring. cw 3/22/17</p> <p>1/1/17 - 1/31/17 - During the month of January, Mercy House was able to provide assistance to 298 unduplicated individuals at the Armory Cold Weather Shelter. Total served to date is 707 unduplicated individuals. The emergency shelter program offers meals, beds, as well as rotating clinics and service that clients can access. The shelter opened on December 5, 2016 and typically runs through early Spring. cw 3/22/17</p> <p>Final GPR - The Armory Emergency Shelter Program operated for 132 consecutive days from December 5, 2016 through April 15, 2017. During the season, the program served a total of 1,579 individuals. The Fullerton Armory was host to single males and females while the Santa Ana Armory serviced families with children and single women. cw 8/29/17</p> |                      |



U.S. Department of Housing and Urban Development  
 Office of Community Planning and Development  
 Integrated Disbursement and Information System  
 CDBG Activity Summary Report (GPR) for Program Year 2017  
 ORANGE COUNTY

Date: 04-Sep-2018  
 Time: 12:06  
 Page: 33

**PGM Year:** 2016  
**Project:** 0017 - Curb Ramps Project (Aliso Viejo)  
**IDIS Activity:** 2150 - City of Aliso Viejo - CDBG Curb Ramps Project

**Status:** Completed 7/11/2017 6:26:48 PM      **Objective:** Create suitable living environments  
**Location:** 49 Oak View Dr various locations within City Aliso Viejo, CA      **Outcome:** Availability/accessibility  
 92656-8046      **Matrix Code:** Street Improvements (03K)      **National Objective:** LMC

**Initial Funding Date:** 11/03/2016

**Description:**

Funds will be utilized for improvements to fifty-four (54) Curb Ramps in the City of Aliso Viejo to benefit the elderly and severely disabled adult clientele.

**Financing**

|              | Fund Type    | Grant Year | Grant       | Funded Amount       | Drawn In Program Year | Drawn Thru Program Year |
|--------------|--------------|------------|-------------|---------------------|-----------------------|-------------------------|
| CDBG         | EN           | 2015       | B15UC060504 | \$180,600.00        | \$0.00                | \$180,600.00            |
| <b>Total</b> | <b>Total</b> |            |             | <b>\$180,600.00</b> | <b>\$0.00</b>         | <b>\$180,600.00</b>     |

**Proposed Accomplishments**

People (General) : 14,377

**Actual Accomplishments**

Number assisted:

|  | Owner    |          | Renter   |          | Total    |          | Person       |            |
|--|----------|----------|----------|----------|----------|----------|--------------|------------|
|  | Total    | Hispanic | Total    | Hispanic | Total    | Hispanic | Total        | Hispanic   |
| White:   | 0        | 0        | 0        | 0        | 0        | 0        | 2,038        | 288        |
| Black/African American:                                  | 0        | 0        | 0        | 0        | 0        | 0        | 68           | 0          |
| Asian:   | 0        | 0        | 0        | 0        | 0        | 0        | 387          | 0          |
| American Indian/Alaskan Native:                          | 0        | 0        | 0        | 0        | 0        | 0        | 7            | 0          |
| Native Hawaiian/Other Pacific Islander:                  | 0        | 0        | 0        | 0        | 0        | 0        | 0            | 0          |
| American Indian/Alaskan Native & White:                  | 0        | 0        | 0        | 0        | 0        | 0        | 0            | 0          |
| Asian White:   | 0        | 0        | 0        | 0        | 0        | 0        | 0            | 0          |
| Black/African American & White:                          | 0        | 0        | 0        | 0        | 0        | 0        | 0            | 0          |
| American Indian/Alaskan Native & Black/African American: | 0        | 0        | 0        | 0        | 0        | 0        | 0            | 0          |
| Other multi-racial:                                      | 0        | 0        | 0        | 0        | 0        | 0        | 0            | 0          |
| Asian/Pacific Islander:                                  | 0        | 0        | 0        | 0        | 0        | 0        | 0            | 0          |
| Hispanic:  | 0        | 0        | 0        | 0        | 0        | 0        | 0            | 0          |
| <b>Total:</b>  | <b>0</b> | <b>0</b> | <b>0</b> | <b>0</b> | <b>0</b> | <b>0</b> | <b>2,500</b> | <b>288</b> |
| Female-headed Households:                                | 0        |          | 0        |          | 0        |          |              |            |



U.S. Department of Housing and Urban Development  
Office of Community Planning and Development  
Integrated Disbursement and Information System  
CDBG Activity Summary Report (GPR) for Program Year 2017  
ORANGE COUNTY

Date: 04-Sep-2018

Time: 12:06


Page: 34

*Income Category:*

|                  | <b>Owner</b> | <b>Renter</b> | <b>Total</b> | <b>Person</b> |
|------------------|--------------|---------------|--------------|---------------|
| Extremely Low    | 0            | 0             | 0            | 0             |
| Low Mod          | 0            | 0             | 0            | 2,500         |
| Moderate         | 0            | 0             | 0            | 0             |
| Non Low Moderate | 0            | 0             | 0            | 0             |
| Total            | 0            | 0             | 0            | 2,500         |
| Percent Low/Mod  |              |               |              | 100.0%        |

**Annual Accomplishments**

| <b>Years</b> | <b>Accomplishment Narrative</b>   | <b># Benefitting</b> |
|--------------|---|----------------------|
| 2016         | 4/1/17 - 6/30/17 (Final) - Completed 56 curb ramps to meet ADA specifications. cw 6/9/17  |                      |
|              | Completed close out in IDIS. City did not expend \$166.00, reprogrammed funds. cw 7/11/17 |                      |



U.S. Department of Housing and Urban Development  
 Office of Community Planning and Development  
 Integrated Disbursement and Information System  
 CDBG Activity Summary Report (GPR) for Program Year 2017  
 ORANGE COUNTY

Date: 04-Sep-2018  
 Time: 12:06  
 Page: 35

**PGM Year:** 2016  
**Project:** 0030 - Administration County (Aliso Viejo)  
**IDIS Activity:** 2151 - County of Orange - Admin. for Aliso Viejo (Metro)

Status: Completed 8/17/2017 12:00:00 AM  
 Location: ,

Objective:  
 Outcome:  
 Matrix Code: General Program Administration (21A)      National Objective:

**Initial Funding Date:** 11/03/2016

**Description:**

Funds will be used for County's administration of City of Aliso Viejo HUD-sponsored programs, CAPER and ConPlanAAPAI.

**Financing**


|              | Fund Type    | Grant Year | Grant       | Funded Amount      | Drawn In Program Year | Drawn Thru Program Year |
|--------------|--------------|------------|-------------|--------------------|-----------------------|-------------------------|
| CDBG         | EN           | 2016       | B16UC060504 | \$1,543.45         | \$0.00                | \$1,543.45              |
|              | PI           |            |             | \$21,052.55        | \$0.00                | \$21,052.55             |
| <b>Total</b> | <b>Total</b> |            |             | <b>\$22,596.00</b> | <b>\$0.00</b>         | <b>\$22,596.00</b>      |

**Proposed Accomplishments**

**Actual Accomplishments**

Number assisted:

|  | Owner    |          | Renter   |          | Total    |          | Person   |          |
|--|----------|----------|----------|----------|----------|----------|----------|----------|
|  | Total    | Hispanic | Total    | Hispanic | Total    | Hispanic | Total    | Hispanic |
| White:   |          |          |          |          | 0        | 0        |          |          |
| Black/African American:                                  |          |          |          |          | 0        | 0        |          |          |
| Asian:   |          |          |          |          | 0        | 0        |          |          |
| American Indian/Alaskan Native:                          |          |          |          |          | 0        | 0        |          |          |
| Native Hawaiian/Other Pacific Islander:                  |          |          |          |          | 0        | 0        |          |          |
| American Indian/Alaskan Native & White:                  |          |          |          |          | 0        | 0        |          |          |
| Asian White:   |          |          |          |          | 0        | 0        |          |          |
| Black/African American & White:                          |          |          |          |          | 0        | 0        |          |          |
| American Indian/Alaskan Native & Black/African American: |          |          |          |          | 0        | 0        |          |          |
| Other multi-racial:                                      |          |          |          |          | 0        | 0        |          |          |
| Asian/Pacific Islander:                                  |          |          |          |          | 0        | 0        |          |          |
| Hispanic:  |          |          |          |          | 0        | 0        |          |          |
| <b>Total:</b>  | <b>0</b> | <b>0</b> | <b>0</b> | <b>0</b> | <b>0</b> | <b>0</b> | <b>0</b> | <b>0</b> |
| Female-headed Households:                                |          |          |          |          | 0        |          |          |          |



U.S. Department of Housing and Urban Development  
Office of Community Planning and Development  
Integrated Disbursement and Information System  
CDBG Activity Summary Report (GPR) for Program Year 2017  
ORANGE COUNTY

Date: 04-Sep-2018

Time: 12:06

Page: 36

*Income Category:*

|                  | <b>Owner</b> | <b>Renter</b> | <b>Total</b> | <b>Person</b> |
|------------------|--------------|---------------|--------------|---------------|
| Extremely Low    |              |               | 0            |               |
| Low Mod          |              |               | 0            |               |
| Moderate         |              |               | 0            |               |
| Non Low Moderate |              |               | 0            |               |
| Total            | 0            | 0             | 0            | 0             |
| Percent Low/Mod  |              |               |              |               |

**Annual Accomplishments**

No data returned for this view. This might be because the applied filter excludes all data.





U.S. Department of Housing and Urban Development  
 Office of Community Planning and Development  
 Integrated Disbursement and Information System  
 CDBG Activity Summary Report (GPR) for Program Year 2017  
 ORANGE COUNTY

Date: 04-Sep-2018  
 Time: 12:06  
 Page: 37

**PGM Year:** 2016  
**Project:** 0018 - Administration (Aliso Viejo)  
**IDIS Activity:** 2152 - City of Aliso Viejo - Administration

**Status:** Completed 7/11/2017 6:32:36 PM  
**Location:** ,

**Objective:**  
**Outcome:**  
**Matrix Code:** General Program Administration (21A)      **National Objective:**

**Initial Funding Date:** 11/03/2016

**Description:**  
 Funds will be used to administration of the City of Aliso Viejo HUD-sponsored programs and activities.

**Financing**

|              | Fund Type    | Grant Year | Grant       | Funded Amount      | Drawn In Program Year | Drawn Thru Program Year |
|--------------|--------------|------------|-------------|--------------------|-----------------------|-------------------------|
| CDBG         | EN           | 2016       | B16UC060504 | \$22,594.40        | \$0.00                | \$22,594.40             |
| <b>Total</b> | <b>Total</b> |            |             | <b>\$22,594.40</b> | <b>\$0.00</b>         | <b>\$22,594.40</b>      |

**Proposed Accomplishments**

**Actual Accomplishments**

| <i>Number assisted:</i>                                  | <b>Owner</b> |          | <b>Renter</b> |          | <b>Total</b> |          | <b>Person</b> |          |
|--|--------------|----------|---------------|----------|--------------|----------|---------------|----------|
|  | Total        | Hispanic | Total         | Hispanic | Total        | Hispanic | Total         | Hispanic |
| White:   |              |          |               |          | 0            | 0        |               |          |
| Black/African American:                                  |              |          |               |          | 0            | 0        |               |          |
| Asian:   |              |          |               |          | 0            | 0        |               |          |
| American Indian/Alaskan Native:                          |              |          |               |          | 0            | 0        |               |          |
| Native Hawaiian/Other Pacific Islander:                  |              |          |               |          | 0            | 0        |               |          |
| American Indian/Alaskan Native & White:                  |              |          |               |          | 0            | 0        |               |          |
| Asian White:   |              |          |               |          | 0            | 0        |               |          |
| Black/African American & White:                          |              |          |               |          | 0            | 0        |               |          |
| American Indian/Alaskan Native & Black/African American: |              |          |               |          | 0            | 0        |               |          |
| Other multi-racial:                                      |              |          |               |          | 0            | 0        |               |          |
| Asian/Pacific Islander:                                  |              |          |               |          | 0            | 0        |               |          |
| Hispanic:  |              |          |               |          | 0            | 0        |               |          |
| <b>Total:</b>  | <b>0</b>     | <b>0</b> | <b>0</b>      | <b>0</b> | <b>0</b>     | <b>0</b> | <b>0</b>      | <b>0</b> |
| Female-headed Households:                                |              |          |               |          | 0            |          |               |          |

*Income Category:*

**Owner    Renter    Total    Person**



U.S. Department of Housing and Urban Development  
Office of Community Planning and Development  
Integrated Disbursement and Information System  
CDBG Activity Summary Report (GPR) for Program Year 2017  
ORANGE COUNTY

Date: 04-Sep-2018

Time: 12:06

Page: 38

|                  |   |   |   |   |
|------------------|---|---|---|---|
| Extremely Low    |   |   | 0 |   |
| Low Mod          |   |   | 0 |   |
| Moderate         |   |   | 0 |   |
| Non Low Moderate |   |   | 0 |   |
| Total            | 0 | 0 | 0 | 0 |
| Percent Low/Mod  |   |   |   |   |

**Annual Accomplishments**

No data returned for this view. This might be because the applied filter excludes all data.



U.S. Department of Housing and Urban Development  
 Office of Community Planning and Development  
 Integrated Disbursement and Information System  
 CDBG Activity Summary Report (GPR) for Program Year 2017  
 ORANGE COUNTY

Date: 04-Sep-2018  
 Time: 12:06  
 Page: 39

**PGM Year:** 2016  
**Project:** 0032 - Neighborhood Services (Placentia)  
**IDIS Activity:** 2153 - City of Placentia - Public Services Neighborhood Services

**Status:** Completed 8/31/2017 12:33:38 PM      **Objective:** Create suitable living environments  
**Location:** 900B S Melrose St Placentia, CA 92870-7117      **Outcome:** Availability/accessibility  
**Matrix Code:** Other Public Services Not Listed in 05A-05Y, 03T (05Z)      **National Objective:** LMC

**Initial Funding Date:** 11/03/2016

**Description:**

Funds will be used for operations and support staff in the Neighborhood Services Division for various food distribution programs and coordinating services for low income residents including direct assistance with the completion, review, and translation of public assistance forms including immigration documents, employment forms, legal aid, housing and medical services.

**Financing**

|              | Fund Type    | Grant Year | Grant       | Funded Amount      | Drawn In Program Year | Drawn Thru Program Year |
|--------------|--------------|------------|-------------|--------------------|-----------------------|-------------------------|
| CDBG         | EN           | 2016       | B16UC060504 | \$23,100.79        | \$0.00                | \$23,100.79             |
| <b>Total</b> | <b>Total</b> |            |             | <b>\$23,100.79</b> | <b>\$0.00</b>         | <b>\$23,100.79</b>      |

**Proposed Accomplishments**

People (General) : 11,700

**Actual Accomplishments**

Number assisted:

|  | Owner    |          | Renter   |          | Total    |          | Person       |          |
|--|----------|----------|----------|----------|----------|----------|--------------|----------|
|  | Total    | Hispanic | Total    | Hispanic | Total    | Hispanic | Total        | Hispanic |
| White:   | 0        | 0        | 0        | 0        | 0        | 0        | 1,021        | 0        |
| Black/African American:                                  | 0        | 0        | 0        | 0        | 0        | 0        | 16           | 0        |
| Asian:   | 0        | 0        | 0        | 0        | 0        | 0        | 223          | 0        |
| American Indian/Alaskan Native:                          | 0        | 0        | 0        | 0        | 0        | 0        | 0            | 0        |
| Native Hawaiian/Other Pacific Islander:                  | 0        | 0        | 0        | 0        | 0        | 0        | 1            | 0        |
| American Indian/Alaskan Native & White:                  | 0        | 0        | 0        | 0        | 0        | 0        | 0            | 0        |
| Asian White:   | 0        | 0        | 0        | 0        | 0        | 0        | 0            | 0        |
| Black/African American & White:                          | 0        | 0        | 0        | 0        | 0        | 0        | 0            | 0        |
| American Indian/Alaskan Native & Black/African American: | 0        | 0        | 0        | 0        | 0        | 0        | 16           | 0        |
| Other multi-racial:                                      | 0        | 0        | 0        | 0        | 0        | 0        | 19           | 0        |
| Asian/Pacific Islander:                                  | 0        | 0        | 0        | 0        | 0        | 0        | 0            | 0        |
| Hispanic:  | 0        | 0        | 0        | 0        | 0        | 0        | 0            | 0        |
| <b>Total:</b>  | <b>0</b> | <b>0</b> | <b>0</b> | <b>0</b> | <b>0</b> | <b>0</b> | <b>1,296</b> | <b>0</b> |



U.S. Department of Housing and Urban Development  
Office of Community Planning and Development  
Integrated Disbursement and Information System  
CDBG Activity Summary Report (GPR) for Program Year 2017  
ORANGE COUNTY

Date: 04-Sep-2018

Time: 12:06

Page: 40

Female-headed Households:

0 0 0

*Income Category:*

|                  | <b>Owner</b> | <b>Renter</b> | <b>Total</b> | <b>Person</b> |
|------------------|--------------|---------------|--------------|---------------|
| Extremely Low    | 0            | 0             | 0            | 0             |
| Low Mod          | 0            | 0             | 0            | 1,296         |
| Moderate         | 0            | 0             | 0            | 0             |
| Non Low Moderate | 0            | 0             | 0            | 0             |
| Total            | 0            | 0             | 0            | 1,296         |
| Percent Low/Mod  |              |               |              | 100.0%        |

**Annual Accomplishments**

| <b>Years</b> | <b>Accomplishment Narrative</b>   | <b># Benefiting</b> |
|--------------|---|---------------------|
| 2016         | For the period from 7/1/16 - 6/30/17 (Final GPR) - Funds were used toward the operation and support staff for various food programs and health services referrals. cw 8/29/17 |                     |



U.S. Department of Housing and Urban Development  
 Office of Community Planning and Development  
 Integrated Disbursement and Information System  
 CDBG Activity Summary Report (GPR) for Program Year 2017  
 ORANGE COUNTY

Date: 04-Sep-2018  
 Time: 12:06  
 Page: 41

**PGM Year:** 2016  
**Project:** 0031 - Senior Services (Placentia)  
**IDIS Activity:** 2154 - City of Placentia - Public Services Senior Services

**Status:** Completed 9/6/2017 11:01:50 AM      **Objective:** Create suitable living environments  
**Location:** 143 S Bradford Ave Placentia, CA 92870-5614      **Outcome:** Availability/accessibility  
**Matrix Code:** Senior Services (05A)      **National Objective:** LMC

**Initial Funding Date:** 11/03/2016

**Description:**

Funds will be used for city staff salaries for providing the Senior Lunch Program. The Senior Lunch Program provides a local community benefit to the senior and disabled population by providing an average of 450 daily nutritional meals.

**Financing**

|              | Fund Type    | Grant Year | Grant       | Funded Amount      | Drawn In Program Year | Drawn Thru Program Year |
|--------------|--------------|------------|-------------|--------------------|-----------------------|-------------------------|
| CDBG         | EN           | 2016       | B16UC060504 | \$40,000.00        | \$0.00                | \$40,000.00             |
| <b>Total</b> | <b>Total</b> |            |             | <b>\$40,000.00</b> | <b>\$0.00</b>         | <b>\$40,000.00</b>      |

**Proposed Accomplishments**

People (General) : 450

**Actual Accomplishments**

Number assisted:

|  | Owner    |          | Renter   |          | Total    |          | Person       |          |
|--|----------|----------|----------|----------|----------|----------|--------------|----------|
|  | Total    | Hispanic | Total    | Hispanic | Total    | Hispanic | Total        | Hispanic |
| White:   | 0        | 0        | 0        | 0        | 0        | 0        | 1,011        | 0        |
| Black/African American:                                  | 0        | 0        | 0        | 0        | 0        | 0        | 13           | 0        |
| Asian:   | 0        | 0        | 0        | 0        | 0        | 0        | 218          | 0        |
| American Indian/Alaskan Native:                          | 0        | 0        | 0        | 0        | 0        | 0        | 0            | 0        |
| Native Hawaiian/Other Pacific Islander:                  | 0        | 0        | 0        | 0        | 0        | 0        | 0            | 0        |
| American Indian/Alaskan Native & White:                  | 0        | 0        | 0        | 0        | 0        | 0        | 0            | 0        |
| Asian White:   | 0        | 0        | 0        | 0        | 0        | 0        | 0            | 0        |
| Black/African American & White:                          | 0        | 0        | 0        | 0        | 0        | 0        | 0            | 0        |
| American Indian/Alaskan Native & Black/African American: | 0        | 0        | 0        | 0        | 0        | 0        | 0            | 0        |
| Other multi-racial:                                      | 0        | 0        | 0        | 0        | 0        | 0        | 38           | 0        |
| Asian/Pacific Islander:                                  | 0        | 0        | 0        | 0        | 0        | 0        | 0            | 0        |
| Hispanic:  | 0        | 0        | 0        | 0        | 0        | 0        | 0            | 0        |
| <b>Total:</b>  | <b>0</b> | <b>0</b> | <b>0</b> | <b>0</b> | <b>0</b> | <b>0</b> | <b>1,280</b> | <b>0</b> |
| Female-headed Households:                                | 0        |          | 0        |          | 0        |          |              |          |



U.S. Department of Housing and Urban Development  
Office of Community Planning and Development  
Integrated Disbursement and Information System  
CDBG Activity Summary Report (GPR) for Program Year 2017  
ORANGE COUNTY

Date: 04-Sep-2018

Time: 12:06

Page: 42

*Income Category:*

|                  | <b>Owner</b> | <b>Renter</b> | <b>Total</b> | <b>Person</b> |
|------------------|--------------|---------------|--------------|---------------|
| Extremely Low    | 0            | 0             | 0            | 0             |
| Low Mod          | 0            | 0             | 0            | 1,280         |
| Moderate         | 0            | 0             | 0            | 0             |
| Non Low Moderate | 0            | 0             | 0            | 0             |
| Total            | 0            | 0             | 0            | 1,280         |
| Percent Low/Mod  |              |               |              | 100.0%        |

**Annual Accomplishments**

| <b>Years</b> | <b>Accomplishment Narrative</b>  | <b># Benefiting</b> |
|--------------|--|---------------------|
| 2016         | For the period from 7/1/16 - 6/30/17 (Final GPR) - Funds were used towards staff salaries to provide the Senior Lunch Program which provides nutritional meals to older adults. cw 8/29/17 |                     |



U.S. Department of Housing and Urban Development  
 Office of Community Planning and Development  
 Integrated Disbursement and Information System  
 CDBG Activity Summary Report (GPR) for Program Year 2017  
 ORANGE COUNTY

Date: 04-Sep-2018  
 Time: 12:06  
 Page: 43

**PGM Year:** 2016  
**Project:** 0039 - Housing Rehabilitation - SFR (Placentia)  
**IDIS Activity:** 2155 - City of Placentia - Single Family Rehabilitation

**Status:** Completed 8/31/2017 1:34:24 PM  
**Location:** 1755 Vincente Ave Placentia, CA 92870-6621  
**Objective:** Provide decent affordable housing  
**Outcome:** Affordability  
**Matrix Code:** Rehab; Single-Unit Residential (14A)      **National Objective:** LMH

**Initial Funding Date:** 11/03/2016

**Description:**

Funds will be used to assist 4 low and moderate income qualified homeowners that reside in single family residences or mobile homes by replacing roofs, ADA accessibility, energy efficiency improvements, window replacement, painting and graffiti removal from private properties.

**Financing**

|              | Fund Type    | Grant Year | Grant       | Funded Amount      | Drawn In Program Year | Drawn Thru Program Year |
|--------------|--------------|------------|-------------|--------------------|-----------------------|-------------------------|
| CDBG         | EN           | Pre-2015   |             | \$45,351.93        | \$0.00                | \$0.00                  |
|              |              | 2014       | B14UC060504 |                    | \$0.00                | \$45,351.93             |
|              |              | 2015       | B15UC060504 | \$17,433.87        | \$0.00                | \$17,433.87             |
|              | PI           |            | \$664.20    | \$0.00             | \$664.20              |                         |
| <b>Total</b> | <b>Total</b> |            |             | <b>\$63,450.00</b> | <b>\$0.00</b>         | <b>\$63,450.00</b>      |


**Proposed Accomplishments**

Housing Units : 4

**Actual Accomplishments**

Number assisted:

|  | Owner |          | Renter |          | Total |          | Person |          |
|--|-------|----------|--------|----------|-------|----------|--------|----------|
|  | Total | Hispanic | Total  | Hispanic | Total | Hispanic | Total  | Hispanic |
| White:   | 3     | 3        | 0      | 0        | 3     | 3        | 0      | 0        |
| Black/African American:                                  | 0     | 0        | 0      | 0        | 0     | 0        | 0      | 0        |
| Asian:   | 1     | 0        | 0      | 0        | 1     | 0        | 0      | 0        |
| American Indian/Alaskan Native:                          | 0     | 0        | 0      | 0        | 0     | 0        | 0      | 0        |
| Native Hawaiian/Other Pacific Islander:                  | 0     | 0        | 0      | 0        | 0     | 0        | 0      | 0        |
| American Indian/Alaskan Native & White:                  | 0     | 0        | 0      | 0        | 0     | 0        | 0      | 0        |
| Asian White:   | 0     | 0        | 0      | 0        | 0     | 0        | 0      | 0        |
| Black/African American & White:                          | 0     | 0        | 0      | 0        | 0     | 0        | 0      | 0        |
| American Indian/Alaskan Native & Black/African American: | 0     | 0        | 0      | 0        | 0     | 0        | 0      | 0        |
| Other multi-racial:                                      | 0     | 0        | 0      | 0        | 0     | 0        | 0      | 0        |
| Asian/Pacific Islander:                                  | 0     | 0        | 0      | 0        | 0     | 0        | 0      | 0        |
| Hispanic:  | 0     | 0        | 0      | 0        | 0     | 0        | 0      | 0        |



U.S. Department of Housing and Urban Development  
 Office of Community Planning and Development  
 Integrated Disbursement and Information System  
 CDBG Activity Summary Report (GPR) for Program Year 2017  
 ORANGE COUNTY

Date: 04-Sep-2018  
 Time: 12:06  
 Page: 44

**Total:** 4 3 0 0 4 3 0 0

Female-headed Households: 0 0 0

*Income Category:*

|                  | <b>Owner</b> | <b>Renter</b> | <b>Total</b> | <b>Person</b> |
|------------------|--------------|---------------|--------------|---------------|
| Extremely Low    | 2            | 0             | 2            | 0             |
| Low Mod          | 2            | 0             | 2            | 0             |
| Moderate         | 0            | 0             | 0            | 0             |
| Non Low Moderate | 0            | 0             | 0            | 0             |
| Total            | 4            | 0             | 4            | 0             |
| Percent Low/Mod  | 100.0%       |               | 100.0%       |               |

**Annual Accomplishments**

| <b>Years</b> | <b>Accomplishment Narrative</b>   | <b># Benefitting</b> |
|--------------|---|----------------------|
| 2016         | For the period from 7/1/16 - 6/30/17 (Final GPR) - A total of four (4) single family residents were completed. cw 8/23/17<br><br>Close out complete. City will reprogram \$16,500 to next fiscal year. cw 8/31/17 |                      |





U.S. Department of Housing and Urban Development  
 Office of Community Planning and Development  
 Integrated Disbursement and Information System  
 CDBG Activity Summary Report (GPR) for Program Year 2017  
 ORANGE COUNTY

Date: 04-Sep-2018  
 Time: 12:06  
 Page: 45

**PGM Year:** 2016  
**Project:** 0038 - Facade Improvements (Placentia)  
**IDIS Activity:** 2156 - City of Placentia - Facade Improvements

**Status:** Canceled 8/30/2017 6:46:10 PM  
**Location:** 101 W Santa Fe Ave various locs -Old Town Santa Fe District Placentia, CA 92870-5633

**Objective:** Create suitable living environments  
**Outcome:** Availability/accessibility  
**Matrix Code:** Rehab; Publicly or Privately-Owned Commercial/Industrial (14E)  
**National Objective:** LMA

**Initial Funding Date:** 11/08/2016

**Description:**

Funds will be used for exterior improvements among the aging commercial buildings in the Old Town Santa Fe District area. The program will be implemented in an effort to remove blight and provide for the expansion of the City's tax base through use of CDBG funded loans for eligible facade improvements to local businesses.

**Financing**

No data returned for this view. This might be because the applied filter excludes all data.

**Proposed Accomplishments**

Businesses : 2  
 Total Population in Service Area: 4,555  
 Census Tract Percent Low / Mod: 81.89

**Annual Accomplishments**

| Years | Accomplishment Narrative   | # Benefiting |
|-------|--|--------------|
| 2016  | Project was cancelled. Funds (\$60,000) were reprogrammed to other City of Placentia PY2016 activities. cw 8-30-17 |              |



U.S. Department of Housing and Urban Development  
 Office of Community Planning and Development  
 Integrated Disbursement and Information System  
 CDBG Activity Summary Report (GPR) for Program Year 2017  
 ORANGE COUNTY

Date: 04-Sep-2018  
 Time: 12:06  
 Page: 46

**PGM Year:** 2016  
**Project:** 0036 - Pedestrian Improvements Phase IV (Placentia)  
**IDIS Activity:** 2157 - City of Placentia - Pedestrian Accessibility and Improvement Project Phase V

**Status:** Completed 8/31/2017 12:19:13 PM      **Objective:** Create suitable living environments  
**Location:** 401 E Chapman Ave various locations within City Placentia, CA 92870-6101      **Outcome:** Availability/accessibility  
    **Matrix Code:** Sidewalks (03L)      **National Objective:** LMC

**Initial Funding Date:** 11/08/2016

**Description:**

Funds will be used to assist the low to moderate-income target areas by constructing: 1) 15 curb ramps, 2) 20,500 square feet of sidewalk and 3) 120 linear feet of curb and gutter to help meet the needs of its disabled and senior residents.

**Financing**

|              | Fund Type    | Grant Year | Grant       | Funded Amount      | Drawn In Program Year | Drawn Thru Program Year |
|--------------|--------------|------------|-------------|--------------------|-----------------------|-------------------------|
| CDBG         | EN           | 2015       | B15UC060504 | \$74,786.00        | \$0.00                | \$74,786.00             |
| <b>Total</b> | <b>Total</b> |            |             | <b>\$74,786.00</b> | <b>\$0.00</b>         | <b>\$74,786.00</b>      |

**Proposed Accomplishments**

People (General) : 7,850

**Actual Accomplishments**

Number assisted:

|  | Owner    |          | Renter   |          | Total    |          | Person        |          |
|--|----------|----------|----------|----------|----------|----------|---------------|----------|
|  | Total    | Hispanic | Total    | Hispanic | Total    | Hispanic | Total         | Hispanic |
| White:   | 0        | 0        | 0        | 0        | 0        | 0        | 12,213        | 0        |
| Black/African American:                                  | 0        | 0        | 0        | 0        | 0        | 0        | 186           | 0        |
| Asian:   | 0        | 0        | 0        | 0        | 0        | 0        | 2,666         | 0        |
| American Indian/Alaskan Native:                          | 0        | 0        | 0        | 0        | 0        | 0        | 8             | 0        |
| Native Hawaiian/Other Pacific Islander:                  | 0        | 0        | 0        | 0        | 0        | 0        | 9             | 0        |
| American Indian/Alaskan Native & White:                  | 0        | 0        | 0        | 0        | 0        | 0        | 0             | 0        |
| Asian White:   | 0        | 0        | 0        | 0        | 0        | 0        | 0             | 0        |
| Black/African American & White:                          | 0        | 0        | 0        | 0        | 0        | 0        | 0             | 0        |
| American Indian/Alaskan Native & Black/African American: | 0        | 0        | 0        | 0        | 0        | 0        | 0             | 0        |
| Other multi-racial:                                      | 0        | 0        | 0        | 0        | 0        | 0        | 418           | 0        |
| Asian/Pacific Islander:                                  | 0        | 0        | 0        | 0        | 0        | 0        | 0             | 0        |
| Hispanic:  | 0        | 0        | 0        | 0        | 0        | 0        | 0             | 0        |
| <b>Total:</b>  | <b>0</b> | <b>0</b> | <b>0</b> | <b>0</b> | <b>0</b> | <b>0</b> | <b>15,500</b> | <b>0</b> |
| Female-headed Households:                                | 0        |          | 0        |          | 0        |          |               |          |



U.S. Department of Housing and Urban Development  
Office of Community Planning and Development  
Integrated Disbursement and Information System  
CDBG Activity Summary Report (GPR) for Program Year 2017  
ORANGE COUNTY

Date: 04-Sep-2018  
Time: 12:06  
Page: 47

*Income Category:*

|                  | <b>Owner</b> | <b>Renter</b> | <b>Total</b> | <b>Person</b> |
|------------------|--------------|---------------|--------------|---------------|
| Extremely Low    | 0            | 0             | 0            | 0             |
| Low Mod          | 0            | 0             | 0            | 15,500        |
| Moderate         | 0            | 0             | 0            | 0             |
| Non Low Moderate | 0            | 0             | 0            | 0             |
| Total            | 0            | 0             | 0            | 15,500        |
| Percent Low/Mod  |              |               |              | 100.0%        |

**Annual Accomplishments**

| <b>Years</b> | <b>Accomplishment Narrative</b>   | <b># Benefiting</b> |
|--------------|---|---------------------|
| 2016         | For the period from 7/1/16 - 6/30/17 (FINAL GPR) - On April 18, 2017, City Council awarded a contract to EBS General Engineering, Inc. for the Pedestrian Accessibility Improvement Project Phase V. This project assisted the City's low to moderate income target areas by constructing ADA Compliant curb ramps, sidewalks or curb and gutters. The project is complete. All CDBG funds allocated to the project has been expended. cw 8/23/17 |                     |



U.S. Department of Housing and Urban Development  
 Office of Community Planning and Development  
 Integrated Disbursement and Information System  
 CDBG Activity Summary Report (GPR) for Program Year 2017  
 ORANGE COUNTY

Date: 04-Sep-2018  
 Time: 12:06  
 Page: 48

**PGM Year:** 2016  
**Project:** 0037 - Neighborhood Facility Improvements (Placentia)  
**IDIS Activity:** 2158 - City of Placentia - Neighborhood Facility Improvement

**Status:** Completed 8/31/2017 12:29:41 PM      **Objective:** Create suitable living environments  
**Location:** 201 N Bradford Ave Placentia, CA 92870-5650      **Outcome:** Availability/accessibility  
**Matrix Code:** Neighborhood Facilities (03E)      **National Objective:** LMA

**Initial Funding Date:** 11/08/2016

**Description:**

Funds will be used to allow full access to the disabled and elderly by improving the doors and entryways at the Police Department lobby and restrooms. The goal is to provide adequate ADA accessibility amount identified public areas in the City.

**Financing**


|              | Fund Type    | Grant Year | Grant       | Funded Amount       | Drawn In Program Year | Drawn Thru Program Year |
|--------------|--------------|------------|-------------|---------------------|-----------------------|-------------------------|
| CDBG         | EN           | 2015       | B15UC060504 | \$163,875.00        | \$0.00                | \$163,875.00            |
| <b>Total</b> | <b>Total</b> |            |             | <b>\$163,875.00</b> | <b>\$0.00</b>         | <b>\$163,875.00</b>     |

**Proposed Accomplishments**

Public Facilities : 2,608  
 Total Population in Service Area: 10,235  
 Census Tract Percent Low / Mod: 79.78

**Annual Accomplishments**

| Years | Accomplishment Narrative   | # Benefitting |
|-------|--|---------------|
| 2016  | For the period from 7/1/16 - 6/30/17 (Final GPR) - On April 18, 2017, Placentia City Council awarded a contract to R Dependable Construction, Inc. The City is currently working on the remaining scope of work which does not include CDBG funds. The notice of completion will be issued in September 2017. cw 8/29/17<br><br>Remaining balance of \$5,126 will be reprogrammed for next fiscal year. cw 8/31/17 |               |



U.S. Department of Housing and Urban Development  
 Office of Community Planning and Development  
 Integrated Disbursement and Information System  
 CDBG Activity Summary Report (GPR) for Program Year 2017  
 ORANGE COUNTY

Date: 04-Sep-2018  
 Time: 12:06  
 Page: 49

**PGM Year:** 2016  
**Project:** 0029 - Administration County (Placentia)  
**IDIS Activity:** 2159 - County of Orange - Admin. for Placentia (Metro)

**Status:** Completed 8/17/2017 12:00:00 AM  
**Location:** ,

**Objective:**  
**Outcome:**  
**Matrix Code:** General Program Administration (21A)      **National Objective:**

**Initial Funding Date:** 11/08/2016

**Description:**

Funds will be used for County's administration of City of Placentia HUD-sponsored programs, CAPER and ConPlanAAPAI.

**Financing**

|              | Fund Type    | Grant Year | Grant       | Funded Amount      | Drawn In Program Year | Drawn Thru Program Year |
|--------------|--------------|------------|-------------|--------------------|-----------------------|-------------------------|
| CDBG         | EN           | 2016       | B16UC060504 | \$35,596.11        | \$0.00                | \$35,596.11             |
|              | PI           |            |             | \$6,469.89         | \$0.00                | \$6,469.89              |
| <b>Total</b> | <b>Total</b> |            |             | <b>\$42,066.00</b> | <b>\$0.00</b>         | <b>\$42,066.00</b>      |

**Proposed Accomplishments**

**Actual Accomplishments**

*Number assisted:*

|  | <b>Owner</b> |          | <b>Renter</b> |          | <b>Total</b> |          | <b>Person</b> |          |
|--|--------------|----------|---------------|----------|--------------|----------|---------------|----------|
|  | Total        | Hispanic | Total         | Hispanic | Total        | Hispanic | Total         | Hispanic |
| White:   |              |          |               |          | 0            | 0        |               |          |
| Black/African American:                                  |              |          |               |          | 0            | 0        |               |          |
| Asian:   |              |          |               |          | 0            | 0        |               |          |
| American Indian/Alaskan Native:                          |              |          |               |          | 0            | 0        |               |          |
| Native Hawaiian/Other Pacific Islander:                  |              |          |               |          | 0            | 0        |               |          |
| American Indian/Alaskan Native & White:                  |              |          |               |          | 0            | 0        |               |          |
| Asian White:   |              |          |               |          | 0            | 0        |               |          |
| Black/African American & White:                          |              |          |               |          | 0            | 0        |               |          |
| American Indian/Alaskan Native & Black/African American: |              |          |               |          | 0            | 0        |               |          |
| Other multi-racial:                                      |              |          |               |          | 0            | 0        |               |          |
| Asian/Pacific Islander:                                  |              |          |               |          | 0            | 0        |               |          |
| Hispanic:  |              |          |               |          | 0            | 0        |               |          |
| <b>Total:</b>  | <b>0</b>     | <b>0</b> | <b>0</b>      | <b>0</b> | <b>0</b>     | <b>0</b> | <b>0</b>      | <b>0</b> |
| Female-headed Households:                                |              |          |               |          | 0            |          |               |          |



U.S. Department of Housing and Urban Development  
Office of Community Planning and Development  
Integrated Disbursement and Information System  
CDBG Activity Summary Report (GPR) for Program Year 2017  
ORANGE COUNTY

Date: 04-Sep-2018

Time: 12:06

Page: 50

*Income Category:*

|                  | <b>Owner</b> | <b>Renter</b> | <b>Total</b> | <b>Person</b> |
|------------------|--------------|---------------|--------------|---------------|
| Extremely Low    |              |               | 0            |               |
| Low Mod          |              |               | 0            |               |
| Moderate         |              |               | 0            |               |
| Non Low Moderate |              |               | 0            |               |
| Total            | 0            | 0             | 0            | 0             |
| Percent Low/Mod  |              |               |              |               |

**Annual Accomplishments**

No data returned for this view. This might be because the applied filter excludes all data.



U.S. Department of Housing and Urban Development  
 Office of Community Planning and Development  
 Integrated Disbursement and Information System  
 CDBG Activity Summary Report (GPR) for Program Year 2017  
 ORANGE COUNTY

Date: 04-Sep-2018  
 Time: 12:06  
 Page: 51

**PGM Year:** 2016  
**Project:** 0019 - Administration (Placentia)  
**IDIS Activity:** 2160 - City of Placentia - Administration

Status: Completed 8/31/2017 12:59:58 PM  
 Location: ,

Objective:  
 Outcome:  
 Matrix Code: General Program Administration (21A)      National Objective:

**Initial Funding Date:** 11/08/2016

**Description:**  
 Funds will be used to administration of the City of Placentia HUD-sponsored programs and activities.

**Financing**

|              | Fund Type    | Grant Year | Grant       | Funded Amount      | Drawn In Program Year | Drawn Thru Program Year |
|--------------|--------------|------------|-------------|--------------------|-----------------------|-------------------------|
| CDBG         | EN           | 2016       | B16UC060504 | \$42,066.00        | \$0.00                | \$42,066.00             |
| <b>Total</b> | <b>Total</b> |            |             | <b>\$42,066.00</b> | <b>\$0.00</b>         | <b>\$42,066.00</b>      |

**Proposed Accomplishments**

**Actual Accomplishments**

| <i>Number assisted:</i>                                  | <b>Owner</b> |          | <b>Renter</b> |          | <b>Total</b> |          | <b>Person</b> |          |
|--|--------------|----------|---------------|----------|--------------|----------|---------------|----------|
|  | Total        | Hispanic | Total         | Hispanic | Total        | Hispanic | Total         | Hispanic |
| White:   |              |          |               |          | 0            | 0        |               |          |
| Black/African American:                                  |              |          |               |          | 0            | 0        |               |          |
| Asian:   |              |          |               |          | 0            | 0        |               |          |
| American Indian/Alaskan Native:                          |              |          |               |          | 0            | 0        |               |          |
| Native Hawaiian/Other Pacific Islander:                  |              |          |               |          | 0            | 0        |               |          |
| American Indian/Alaskan Native & White:                  |              |          |               |          | 0            | 0        |               |          |
| Asian White:   |              |          |               |          | 0            | 0        |               |          |
| Black/African American & White:                          |              |          |               |          | 0            | 0        |               |          |
| American Indian/Alaskan Native & Black/African American: |              |          |               |          | 0            | 0        |               |          |
| Other multi-racial:                                      |              |          |               |          | 0            | 0        |               |          |
| Asian/Pacific Islander:                                  |              |          |               |          | 0            | 0        |               |          |
| Hispanic:  |              |          |               |          | 0            | 0        |               |          |
| <b>Total:</b>  | <b>0</b>     | <b>0</b> | <b>0</b>      | <b>0</b> | <b>0</b>     | <b>0</b> | <b>0</b>      | <b>0</b> |
| Female-headed Households:                                |              |          |               |          | 0            |          |               |          |

*Income Category:*

**Owner    Renter    Total    Person**



U.S. Department of Housing and Urban Development  
Office of Community Planning and Development  
Integrated Disbursement and Information System  
CDBG Activity Summary Report (GPR) for Program Year 2017  
ORANGE COUNTY

Date: 04-Sep-2018

Time: 12:06

Page: 52

|                  |   |   |   |   |
|------------------|---|---|---|---|
| Extremely Low    |   |   | 0 |   |
| Low Mod          |   |   | 0 |   |
| Moderate         |   |   | 0 |   |
| Non Low Moderate |   |   | 0 |   |
| Total            | 0 | 0 | 0 | 0 |
| Percent Low/Mod  |   |   |   |   |

**Annual Accomplishments**

No data returned for this view. This might be because the applied filter excludes all data.





U.S. Department of Housing and Urban Development  
 Office of Community Planning and Development  
 Integrated Disbursement and Information System  
 CDBG Activity Summary Report (GPR) for Program Year 2017  
 ORANGE COUNTY

Date: 04-Sep-2018  
 Time: 12:06  
 Page: 53

**PGM Year:** 2016  
**Project:** 0027 - Senior Center ADA Improvements (Yorba Linda)  
**IDIS Activity:** 2161 - City of Yorba Linda - ADA Improvement Evergreen

**Status:** Completed 3/7/2018 12:00:00 AM  
**Location:** 5100 Avocado Cir Yorba Linda, CA 92886-4172  
**Objective:** Create suitable living environments  
**Outcome:** Availability/accessibility  
**Matrix Code:** Rehab; Multi-Unit Residential (14B)      **National Objective:** LMH

**Initial Funding Date:** 11/09/2016

**Description:**

Funds will be used to replace one of three obsolete elevators to address the need for seniors ADA accessible elevator.

**Financing**

|              | Fund Type    | Grant Year | Grant       | Funded Amount      | Drawn In Program Year | Drawn Thru Program Year |
|--------------|--------------|------------|-------------|--------------------|-----------------------|-------------------------|
| CDBG         | EN           | 2015       | B15UC060504 | \$47,264.00        | \$47,264.00           | \$47,264.00             |
| <b>Total</b> | <b>Total</b> |            |             | <b>\$47,264.00</b> | <b>\$47,264.00</b>    | <b>\$47,264.00</b>      |


**Proposed Accomplishments**

Housing Units : 52

**Actual Accomplishments**

*Number assisted:*

|  | <b>Owner</b> |          | <b>Renter</b> |           | <b>Total</b> |           | <b>Person</b> |          |
|--|--------------|----------|---------------|-----------|--------------|-----------|---------------|----------|
|  | Total        | Hispanic | Total         | Hispanic  | Total        | Hispanic  | Total         | Hispanic |
| White:   | 0            | 0        | 37            | 12        | 37           | 12        | 0             | 0        |
| Black/African American:                                  | 0            | 0        | 1             | 0         | 1            | 0         | 0             | 0        |
| Asian:   | 0            | 0        | 3             | 0         | 3            | 0         | 0             | 0        |
| American Indian/Alaskan Native:                          | 0            | 0        | 0             | 0         | 0            | 0         | 0             | 0        |
| Native Hawaiian/Other Pacific Islander:                  | 0            | 0        | 0             | 0         | 0            | 0         | 0             | 0        |
| American Indian/Alaskan Native & White:                  | 0            | 0        | 0             | 0         | 0            | 0         | 0             | 0        |
| Asian White:   | 0            | 0        | 0             | 0         | 0            | 0         | 0             | 0        |
| Black/African American & White:                          | 0            | 0        | 0             | 0         | 0            | 0         | 0             | 0        |
| American Indian/Alaskan Native & Black/African American: | 0            | 0        | 0             | 0         | 0            | 0         | 0             | 0        |
| Other multi-racial:                                      | 0            | 0        | 11            | 0         | 11           | 0         | 0             | 0        |
| Asian/Pacific Islander:                                  | 0            | 0        | 0             | 0         | 0            | 0         | 0             | 0        |
| Hispanic:  | 0            | 0        | 0             | 0         | 0            | 0         | 0             | 0        |
| <b>Total:</b>  | <b>0</b>     | <b>0</b> | <b>52</b>     | <b>12</b> | <b>52</b>    | <b>12</b> | <b>0</b>      | <b>0</b> |
| Female-headed Households:                                | 0            |          | 30            |           | 30           |           |               |          |



U.S. Department of Housing and Urban Development  
 Office of Community Planning and Development  
 Integrated Disbursement and Information System  
 CDBG Activity Summary Report (GPR) for Program Year 2017  
 ORANGE COUNTY


Date: 04-Sep-2018  
 Time: 12:06  
 Page: 54

*Income Category:*

|                  | <b>Owner</b> | <b>Renter</b> | <b>Total</b> | <b>Person</b> |
|------------------|--------------|---------------|--------------|---------------|
| Extremely Low    | 0            | 21            | 21           | 0             |
| Low Mod          | 0            | 15            | 15           | 0             |
| Moderate         | 0            | 3             | 3            | 0             |
| Non Low Moderate | 0            | 13            | 13           | 0             |
| Total            | 0            | 52            | 52           | 0             |
| Percent Low/Mod  |              | 75.0%         | 75.0%        |               |

**Annual Accomplishments**

| <b>Years</b> | <b>Accomplishment Narrative</b>  | <b># Benefitting</b> |
|--------------|--|----------------------|
| 2016         | <p>7/12/16 - 3/30/17 - The work is commencing in the fourth quarter of this fiscal year and will be complete by the end of the program June 30, 2017. cw 4/17/17</p> <p>Status update as of 8/31/17 - All materials have been ordered and the tank unit and controller have been received. Fixtures and controller should arrive to shop shortly. Once all equipment is received, the job will be scheduled. The first elevator is scheduled to begin in the second half of September. cw 8/31/17</p> <p>Final GPR - The installation of a new ADA compliant elevator to replace one of three that are not up-to-date with ADA Compliance is completed. cw 2/27/18</p> |                      |



U.S. Department of Housing and Urban Development  
 Office of Community Planning and Development  
 Integrated Disbursement and Information System  
 CDBG Activity Summary Report (GPR) for Program Year 2017  
 ORANGE COUNTY

Date: 04-Sep-2018  
 Time: 12:06  
 Page: 55

**PGM Year:** 2016  
**Project:** 0026 - Senior Nutrition Program (Yorba Linda)  
**IDIS Activity:** 2162 - City of Yorba Linda - Senior Nutrition Program

**Status:** Completed 8/31/2017 12:41:30 PM  
**Location:** 4501 Casa Loma Ave Yorba Linda, CA 92886-3315

**Objective:** Create suitable living environments  
**Outcome:** Availability/accessibility  
**Matrix Code:** Senior Services (05A)

**National Objective:** LMC

**Initial Funding Date:** 11/09/2016

**Description:**

Funds will be run the Senior Meals Program that provides the senior and disable population in the area with nutritional meals and social interaction 5 days a week at the Yorba Linda Community Center.

**Financing**

|              | Fund Type    | Grant Year | Grant       | Funded Amount      | Drawn In Program Year | Drawn Thru Program Year |
|--------------|--------------|------------|-------------|--------------------|-----------------------|-------------------------|
| CDBG         | EN           | 2016       | B16UC060504 | \$29,369.00        | \$0.00                | \$29,369.00             |
| <b>Total</b> | <b>Total</b> |            |             | <b>\$29,369.00</b> | <b>\$0.00</b>         | <b>\$29,369.00</b>      |

**Proposed Accomplishments**

People (General) : 300

**Actual Accomplishments**

Number assisted:

|  | Owner    |          | Renter   |          | Total    |          | Person     |           |
|--|----------|----------|----------|----------|----------|----------|------------|-----------|
|  | Total    | Hispanic | Total    | Hispanic | Total    | Hispanic | Total      | Hispanic  |
| White:   | 0        | 0        | 0        | 0        | 0        | 0        | 174        | 18        |
| Black/African American:                                  | 0        | 0        | 0        | 0        | 0        | 0        | 1          | 0         |
| Asian:   | 0        | 0        | 0        | 0        | 0        | 0        | 29         | 0         |
| American Indian/Alaskan Native:                          | 0        | 0        | 0        | 0        | 0        | 0        | 0          | 0         |
| Native Hawaiian/Other Pacific Islander:                  | 0        | 0        | 0        | 0        | 0        | 0        | 0          | 0         |
| American Indian/Alaskan Native & White:                  | 0        | 0        | 0        | 0        | 0        | 0        | 0          | 0         |
| Asian White:   | 0        | 0        | 0        | 0        | 0        | 0        | 0          | 0         |
| Black/African American & White:                          | 0        | 0        | 0        | 0        | 0        | 0        | 0          | 0         |
| American Indian/Alaskan Native & Black/African American: | 0        | 0        | 0        | 0        | 0        | 0        | 0          | 0         |
| Other multi-racial:                                      | 0        | 0        | 0        | 0        | 0        | 0        | 31         | 0         |
| Asian/Pacific Islander:                                  | 0        | 0        | 0        | 0        | 0        | 0        | 0          | 0         |
| Hispanic:  | 0        | 0        | 0        | 0        | 0        | 0        | 0          | 0         |
| <b>Total:</b>  | <b>0</b> | <b>0</b> | <b>0</b> | <b>0</b> | <b>0</b> | <b>0</b> | <b>235</b> | <b>18</b> |
| Female-headed Households:                                | 0        |          | 0        |          | 0        |          |            |           |



U.S. Department of Housing and Urban Development  
Office of Community Planning and Development  
Integrated Disbursement and Information System  
CDBG Activity Summary Report (GPR) for Program Year 2017  
ORANGE COUNTY

Date: 04-Sep-2018

Time: 12:06


Page: 56

*Income Category:*

|                  | <b>Owner</b> | <b>Renter</b> | <b>Total</b> | <b>Person</b> |
|------------------|--------------|---------------|--------------|---------------|
| Extremely Low    | 0            | 0             | 0            | 118           |
| Low Mod          | 0            | 0             | 0            | 68            |
| Moderate         | 0            | 0             | 0            | 49            |
| Non Low Moderate | 0            | 0             | 0            | 0             |
| Total            | 0            | 0             | 0            | 235           |
| Percent Low/Mod  |              |               |              | 100.0%        |

**Annual Accomplishments**

| <b>Years</b> | <b>Accomplishment Narrative</b>  | <b># Benefiting</b> |
|--------------|--|---------------------|
| 2016         | 7/1/16 - 9/30/16 - Served 3,625 meals to 160 unduplicated senior during the first quarter of FY 2016/17. cw 1/5/17                         |                     |
|              | 10/1/16 - 12/31/16 - Served 3,231 meals to 22 unduplicated seniors. cw 2/23/17   |                     |
|              | 1/1/17 - 3/31/17 - Served meals to 22 unduplicated seniors. cw 5/3/17  |                     |
|              | 4/1/17 - 6/30/17 (Final GPR) - Served 3,508 meals to 31 unduplicated seniors during. Total Served for 7/1/16 - 6/30/17 was 235. cw 8/23/17 |                     |



U.S. Department of Housing and Urban Development  
 Office of Community Planning and Development  
 Integrated Disbursement and Information System  
 CDBG Activity Summary Report (GPR) for Program Year 2017  
 ORANGE COUNTY

Date: 04-Sep-2018  
 Time: 12:06  
 Page: 57

**PGM Year:** 2016  
**Project:** 0025 - Neighborhood Improvement Program (Yorba Linda)  
**IDIS Activity:** 2163 - City of Yorba Linda - Neighborhood Improvement Program

**Status:** Completed 9/5/2017 5:20:27 PM      **Objective:** Provide decent affordable housing  
**Location:** 16791 Lake Ridge Way Yorba Linda, CA 92886-1534      **Outcome:** Affordability  
**Matrix Code:** Rehab; Single-Unit Residential (14A)      **National Objective:** LMH

**Initial Funding Date:** 11/09/2016

**Description:**

Funds will be for rehabilitation grants to qualified low-to-moderate income homeowners for interior and exterior improvements.

**Financing**

|              | Fund Type    | Grant Year | Grant       | Funded Amount      | Drawn In Program Year | Drawn Thru Program Year |
|--------------|--------------|------------|-------------|--------------------|-----------------------|-------------------------|
| CDBG         | EN           | 2015       | B15UC060504 | \$53,363.00        | \$0.00                | \$53,363.00             |
| <b>Total</b> | <b>Total</b> |            |             | <b>\$53,363.00</b> | <b>\$0.00</b>         | <b>\$53,363.00</b>      |

**Proposed Accomplishments**

Housing Units : 10

**Actual Accomplishments**

*Number assisted:*

|  | <b>Owner</b> |          | <b>Renter</b> |          | <b>Total</b> |          | <b>Person</b> |          |
|--|--------------|----------|---------------|----------|--------------|----------|---------------|----------|
|  | Total        | Hispanic | Total         | Hispanic | Total        | Hispanic | Total         | Hispanic |
| White:   | 17           | 5        | 0             | 0        | 17           | 5        | 0             | 0        |
| Black/African American:                                  | 0            | 0        | 0             | 0        | 0            | 0        | 0             | 0        |
| Asian:   | 1            | 0        | 0             | 0        | 1            | 0        | 0             | 0        |
| American Indian/Alaskan Native:                          | 0            | 0        | 0             | 0        | 0            | 0        | 0             | 0        |
| Native Hawaiian/Other Pacific Islander:                  | 0            | 0        | 0             | 0        | 0            | 0        | 0             | 0        |
| American Indian/Alaskan Native & White:                  | 0            | 0        | 0             | 0        | 0            | 0        | 0             | 0        |
| Asian White:   | 0            | 0        | 0             | 0        | 0            | 0        | 0             | 0        |
| Black/African American & White:                          | 0            | 0        | 0             | 0        | 0            | 0        | 0             | 0        |
| American Indian/Alaskan Native & Black/African American: | 0            | 0        | 0             | 0        | 0            | 0        | 0             | 0        |
| Other multi-racial:                                      | 0            | 0        | 0             | 0        | 0            | 0        | 0             | 0        |
| Asian/Pacific Islander:                                  | 0            | 0        | 0             | 0        | 0            | 0        | 0             | 0        |
| Hispanic:  | 0            | 0        | 0             | 0        | 0            | 0        | 0             | 0        |
| <b>Total:</b>  | <b>18</b>    | <b>5</b> | <b>0</b>      | <b>0</b> | <b>18</b>    | <b>5</b> | <b>0</b>      | <b>0</b> |
| Female-headed Households:                                | 12           |          | 0             |          | 12           |          |               |          |



U.S. Department of Housing and Urban Development  
Office of Community Planning and Development  
Integrated Disbursement and Information System  
CDBG Activity Summary Report (GPR) for Program Year 2017  
ORANGE COUNTY

Date: 04-Sep-2018

Time: 12:06


Page: 58

*Income Category:*

|                  | <b>Owner</b> | <b>Renter</b> | <b>Total</b> | <b>Person</b> |
|------------------|--------------|---------------|--------------|---------------|
| Extremely Low    | 10           | 0             | 10           | 0             |
| Low Mod          | 6            | 0             | 6            | 0             |
| Moderate         | 2            | 0             | 2            | 0             |
| Non Low Moderate | 0            | 0             | 0            | 0             |
| Total            | 18           | 0             | 18           | 0             |
| Percent Low/Mod  | 100.0%       |               | 100.0%       |               |

**Annual Accomplishments**

| <b>Years</b> | <b>Accomplishment Narrative</b>   | <b># Benefitting</b> |
|--------------|---|----------------------|
| 2016         | For the period from 7/1/16 - 6/30/17 (Final GPR) - 18 units were rehab. Rehab. involved painting, furnace/AC replacement, tree removal<br>Reprogrammed unspent funds in the amount of \$5852 toward next fiscal year project. CW 9/5/17 |                      |



U.S. Department of Housing and Urban Development  
 Office of Community Planning and Development  
 Integrated Disbursement and Information System  
 CDBG Activity Summary Report (GPR) for Program Year 2017  
 ORANGE COUNTY

Date: 04-Sep-2018  
 Time: 12:06  
 Page: 59

**PGM Year:** 2016  
**Project:** 0040 - Public Facilities Community Center and Park Improvements (Yorba Linda)  
**IDIS Activity:** 2164 - City of Yorba Linda - ADA Improvements - Hurless Barton Park and Yorba Linda Community Center

**Status:** Completed 9/5/2017 5:28:45 PM      **Objective:** Create suitable living environments  
**Location:** 4501 Casa Loma Ave Yorba Linda, CA 92886-3315      **Outcome:** Availability/accessibility  
**Matrix Code:** Neighborhood Facilities (03E)      **National Objective:** LMC

**Initial Funding Date:** 11/09/2016

**Description:**

Funds will be used for ADA Improvements to the Hurless Barton Park (1 ramp) and Yorba Linda Community Center (3 ramps).

**Financing**

|              | Fund Type    | Grant Year | Grant       | Funded Amount     | Drawn In Program Year | Drawn Thru Program Year |
|--------------|--------------|------------|-------------|-------------------|-----------------------|-------------------------|
| CDBG         | EN           | 2015       | B15UC060504 | \$8,910.00        | \$0.00                | \$8,910.00              |
| <b>Total</b> | <b>Total</b> |            |             | <b>\$8,910.00</b> | <b>\$0.00</b>         | <b>\$8,910.00</b>       |

**Proposed Accomplishments**

Public Facilities : 2

**Actual Accomplishments**

*Number assisted:*

|  | <b>Owner</b> |          | <b>Renter</b> |          | <b>Total</b> |          | <b>Person</b> |           |
|--|--------------|----------|---------------|----------|--------------|----------|---------------|-----------|
|  | Total        | Hispanic | Total         | Hispanic | Total        | Hispanic | Total         | Hispanic  |
| White:   | 0            | 0        | 0             | 0        | 0            | 0        | 1,047         | 86        |
| Black/African American:                                  | 0            | 0        | 0             | 0        | 0            | 0        | 10            | 0         |
| Asian:   | 0            | 0        | 0             | 0        | 0            | 0        | 116           | 0         |
| American Indian/Alaskan Native:                          | 0            | 0        | 0             | 0        | 0            | 0        | 0             | 0         |
| Native Hawaiian/Other Pacific Islander:                  | 0            | 0        | 0             | 0        | 0            | 0        | 17            | 0         |
| American Indian/Alaskan Native & White:                  | 0            | 0        | 0             | 0        | 0            | 0        | 0             | 0         |
| Asian White:   | 0            | 0        | 0             | 0        | 0            | 0        | 0             | 0         |
| Black/African American & White:                          | 0            | 0        | 0             | 0        | 0            | 0        | 0             | 0         |
| American Indian/Alaskan Native & Black/African American: | 0            | 0        | 0             | 0        | 0            | 0        | 0             | 0         |
| Other multi-racial:                                      | 0            | 0        | 0             | 0        | 0            | 0        | 48            | 0         |
| Asian/Pacific Islander:                                  | 0            | 0        | 0             | 0        | 0            | 0        | 0             | 0         |
| Hispanic:  | 0            | 0        | 0             | 0        | 0            | 0        | 0             | 0         |
| <b>Total:</b>  | <b>0</b>     | <b>0</b> | <b>0</b>      | <b>0</b> | <b>0</b>     | <b>0</b> | <b>1,238</b>  | <b>86</b> |
| Female-headed Households:                                | 0            |          | 0             |          | 0            |          |               |           |



U.S. Department of Housing and Urban Development  
Office of Community Planning and Development  
Integrated Disbursement and Information System  
CDBG Activity Summary Report (GPR) for Program Year 2017  
ORANGE COUNTY

Date: 04-Sep-2018  
Time: 12:06  
Page: 60

*Income Category:*

|                  | <b>Owner</b> | <b>Renter</b> | <b>Total</b> | <b>Person</b> |
|------------------|--------------|---------------|--------------|---------------|
| Extremely Low    | 0            | 0             | 0            | 0             |
| Low Mod          | 0            | 0             | 0            | 1,238         |
| Moderate         | 0            | 0             | 0            | 0             |
| Non Low Moderate | 0            | 0             | 0            | 0             |
| Total            | 0            | 0             | 0            | 1,238         |
| Percent Low/Mod  |              |               |              | 100.0%        |

**Annual Accomplishments**

| <b>Years</b> | <b>Accomplishment Narrative</b>   | <b># Benefitting</b> |
|--------------|---|----------------------|
| 2016         | For the period from July 1, 2016 - June 30, 2017 (Final GPR) - Project was approved by City Council during this time but work did not commence until November due to contract execution. Project is complete. Unspent funds in the amount of \$12,090 will be reprogrammed to next fiscal year. cw 9/1/17 |                      |





U.S. Department of Housing and Urban Development  
 Office of Community Planning and Development  
 Integrated Disbursement and Information System  
 CDBG Activity Summary Report (GPR) for Program Year 2017  
 ORANGE COUNTY

Date: 04-Sep-2018  
 Time: 12:06  
 Page: 61

**PGM Year:** 2016  
**Project:** 0028 - Administration County (Yorba Linda)  
**IDIS Activity:** 2165 - County of Orange - Admin. for Yorba Linda (Metro)

**Status:** Completed 8/17/2017 12:00:00 AM  
**Location:** ,

**Objective:**  
**Outcome:**  
**Matrix Code:** General Program Administration (21A)      **National Objective:**

**Initial Funding Date:** 11/09/2016

**Description:**

Funds will be used for County's administration of City of Yorba Linda HUD-sponsored programs, CAPER and ConPlanAAPAI.

**Financing**

|              | Fund Type    | Grant Year | Grant       | Funded Amount      | Drawn In Program Year | Drawn Thru Program Year |
|--------------|--------------|------------|-------------|--------------------|-----------------------|-------------------------|
| CDBG         | EN           | 2016       | B16UC060504 | \$2,486.74         | \$0.00                | \$2,486.74              |
|              | PI           |            |             | \$17,092.26        | \$0.00                | \$17,092.26             |
| <b>Total</b> | <b>Total</b> |            |             | <b>\$19,579.00</b> | <b>\$0.00</b>         | <b>\$19,579.00</b>      |

**Proposed Accomplishments**

**Actual Accomplishments**

*Number assisted:*

|  | <b>Owner</b> |          | <b>Renter</b> |          | <b>Total</b> |          | <b>Person</b> |          |
|--|--------------|----------|---------------|----------|--------------|----------|---------------|----------|
|  | Total        | Hispanic | Total         | Hispanic | Total        | Hispanic | Total         | Hispanic |
| White:   |              |          |               |          | 0            | 0        |               |          |
| Black/African American:                                  |              |          |               |          | 0            | 0        |               |          |
| Asian:   |              |          |               |          | 0            | 0        |               |          |
| American Indian/Alaskan Native:                          |              |          |               |          | 0            | 0        |               |          |
| Native Hawaiian/Other Pacific Islander:                  |              |          |               |          | 0            | 0        |               |          |
| American Indian/Alaskan Native & White:                  |              |          |               |          | 0            | 0        |               |          |
| Asian White:   |              |          |               |          | 0            | 0        |               |          |
| Black/African American & White:                          |              |          |               |          | 0            | 0        |               |          |
| American Indian/Alaskan Native & Black/African American: |              |          |               |          | 0            | 0        |               |          |
| Other multi-racial:                                      |              |          |               |          | 0            | 0        |               |          |
| Asian/Pacific Islander:                                  |              |          |               |          | 0            | 0        |               |          |
| Hispanic:  |              |          |               |          | 0            | 0        |               |          |
| <b>Total:</b>  | <b>0</b>     | <b>0</b> | <b>0</b>      | <b>0</b> | <b>0</b>     | <b>0</b> | <b>0</b>      | <b>0</b> |
| Female-headed Households:                                |              |          |               |          | 0            |          |               |          |



U.S. Department of Housing and Urban Development  
Office of Community Planning and Development  
Integrated Disbursement and Information System  
CDBG Activity Summary Report (GPR) for Program Year 2017  
ORANGE COUNTY

Date: 04-Sep-2018

Time: 12:06

Page: 62

*Income Category:*

|                  | <b>Owner</b> | <b>Renter</b> | <b>Total</b> | <b>Person</b> |
|------------------|--------------|---------------|--------------|---------------|
| Extremely Low    |              |               | 0            |               |
| Low Mod          |              |               | 0            |               |
| Moderate         |              |               | 0            |               |
| Non Low Moderate |              |               | 0            |               |
| Total            | 0            | 0             | 0            | 0             |
| Percent Low/Mod  |              |               |              |               |

**Annual Accomplishments**

No data returned for this view. This might be because the applied filter excludes all data.



U.S. Department of Housing and Urban Development  
 Office of Community Planning and Development  
 Integrated Disbursement and Information System  
 CDBG Activity Summary Report (GPR) for Program Year 2017  
 ORANGE COUNTY

Date: 04-Sep-2018  
 Time: 12:06  
 Page: 63

**PGM Year:** 2016  
**Project:** 0020 - Administration (Yorba Linda)  
**IDIS Activity:** 2166 - City of Yorba Linda Administration

Status: Completed 7/11/2017 6:13:59 PM  
 Location: ,

Objective:  
 Outcome:  
 Matrix Code: General Program Administration (21A)      National Objective:

**Initial Funding Date:** 11/09/2016

**Description:**  
 Funds will be used to administration of the City of Yorba Linda HUD-sponsored programs and activities.

**Financing**

|              | Fund Type    | Grant Year | Grant       | Funded Amount      | Drawn In Program Year | Drawn Thru Program Year |
|--------------|--------------|------------|-------------|--------------------|-----------------------|-------------------------|
| CDBG         | EN           | 2016       | B16UC060504 | \$19,579.00        | \$0.00                | \$19,579.00             |
| <b>Total</b> | <b>Total</b> |            |             | <b>\$19,579.00</b> | <b>\$0.00</b>         | <b>\$19,579.00</b>      |

**Proposed Accomplishments**

**Actual Accomplishments**

Number assisted:

|  | Owner    |          | Renter   |          | Total    |          | Person   |          |
|--|----------|----------|----------|----------|----------|----------|----------|----------|
|  | Total    | Hispanic | Total    | Hispanic | Total    | Hispanic | Total    | Hispanic |
| White:   |          |          |          |          | 0        | 0        |          |          |
| Black/African American:                                  |          |          |          |          | 0        | 0        |          |          |
| Asian:   |          |          |          |          | 0        | 0        |          |          |
| American Indian/Alaskan Native:                          |          |          |          |          | 0        | 0        |          |          |
| Native Hawaiian/Other Pacific Islander:                  |          |          |          |          | 0        | 0        |          |          |
| American Indian/Alaskan Native & White:                  |          |          |          |          | 0        | 0        |          |          |
| Asian White:   |          |          |          |          | 0        | 0        |          |          |
| Black/African American & White:                          |          |          |          |          | 0        | 0        |          |          |
| American Indian/Alaskan Native & Black/African American: |          |          |          |          | 0        | 0        |          |          |
| Other multi-racial:                                      |          |          |          |          | 0        | 0        |          |          |
| Asian/Pacific Islander:                                  |          |          |          |          | 0        | 0        |          |          |
| Hispanic:  |          |          |          |          | 0        | 0        |          |          |
| <b>Total:</b>  | <b>0</b> | <b>0</b> | <b>0</b> | <b>0</b> | <b>0</b> | <b>0</b> | <b>0</b> | <b>0</b> |
| Female-headed Households:                                |          |          |          |          | 0        |          |          |          |

Income Category:

**Owner    Renter    Total    Person**



U.S. Department of Housing and Urban Development  
Office of Community Planning and Development  
Integrated Disbursement and Information System  
CDBG Activity Summary Report (GPR) for Program Year 2017  
ORANGE COUNTY

Date: 04-Sep-2018

Time: 12:06

Page: 64

|                  |   |   |   |   |
|------------------|---|---|---|---|
| Extremely Low    |   |   | 0 |   |
| Low Mod          |   |   | 0 |   |
| Moderate         |   |   | 0 |   |
| Non Low Moderate |   |   | 0 |   |
| Total            | 0 | 0 | 0 | 0 |
| Percent Low/Mod  |   |   |   |   |

**Annual Accomplishments**

No data returned for this view. This might be because the applied filter excludes all data.



U.S. Department of Housing and Urban Development  
 Office of Community Planning and Development  
 Integrated Disbursement and Information System  
 CDBG Activity Summary Report (GPR) for Program Year 2017  
 ORANGE COUNTY

Date: 04-Sep-2018  
 Time: 12:06  
 Page: 65

**PGM Year:** 2016  
**Project:** 0010 - Year Round Emergency Shelter(County of Orange)  
**IDIS Activity:** 2167 - County of Orange - Year Round Emergency Shelter

**Status:** Completed 5/30/2018 4:33:40 PM  
**Location:** 1000 N Kraemer PI Anaheim, CA 92806-2610  
**Objective:** Create suitable living environments  
**Outcome:** Availability/accessibility  
**Matrix Code:** Homeless Facilities (not operating costs) (03C) **National Objective:** LMC

**Initial Funding Date:** 11/09/2016

**Description:**

Funds will be used for the rehabilitation of a building at 1000 N. Kraemer, Anaheim for a regional low threshold year round emergency shelter and multi-service center.

**Financing**

|              | Fund Type    | Grant Year | Grant       | Funded Amount       | Drawn In Program Year | Drawn Thru Program Year |
|--------------|--------------|------------|-------------|---------------------|-----------------------|-------------------------|
| CDBG         | EN           | 2015       | B15UC060504 | \$108,900.06        | \$0.00                | \$108,900.06            |
|              |              | 2016       | B16UC060504 | \$820,633.73        | \$576,488.67          | \$820,633.73            |
|              | PI           |            |             | \$8,385.45          | \$8,385.45            | \$8,385.45              |
| <b>Total</b> | <b>Total</b> |            |             | <b>\$937,919.24</b> | <b>\$584,874.12</b>   | <b>\$937,919.24</b>     |


**Proposed Accomplishments**

Public Facilities : 2,500

**Actual Accomplishments**

Number assisted:

|  | Owner    |          | Renter   |          | Total    |          | Person       |            |
|--|----------|----------|----------|----------|----------|----------|--------------|------------|
|  | Total    | Hispanic | Total    | Hispanic | Total    | Hispanic | Total        | Hispanic   |
| White:   | 0        | 0        | 0        | 0        | 0        | 0        | 698          | 50         |
| Black/African American:                                  | 0        | 0        | 0        | 0        | 0        | 0        | 255          | 21         |
| Asian:   | 0        | 0        | 0        | 0        | 0        | 0        | 60           | 3          |
| American Indian/Alaskan Native:                          | 0        | 0        | 0        | 0        | 0        | 0        | 382          | 354        |
| Native Hawaiian/Other Pacific Islander:                  | 0        | 0        | 0        | 0        | 0        | 0        | 23           | 6          |
| American Indian/Alaskan Native & White:                  | 0        | 0        | 0        | 0        | 0        | 0        | 48           | 19         |
| Asian White:   | 0        | 0        | 0        | 0        | 0        | 0        | 5            | 1          |
| Black/African American & White:                          | 0        | 0        | 0        | 0        | 0        | 0        | 14           | 2          |
| American Indian/Alaskan Native & Black/African American: | 0        | 0        | 0        | 0        | 0        | 0        | 12           | 5          |
| Other multi-racial:                                      | 0        | 0        | 0        | 0        | 0        | 0        | 82           | 43         |
| Asian/Pacific Islander:                                  | 0        | 0        | 0        | 0        | 0        | 0        | 0            | 0          |
| Hispanic:  | 0        | 0        | 0        | 0        | 0        | 0        | 0            | 0          |
| <b>Total:</b>  | <b>0</b> | <b>0</b> | <b>0</b> | <b>0</b> | <b>0</b> | <b>0</b> | <b>1,579</b> | <b>504</b> |



U.S. Department of Housing and Urban Development  
Office of Community Planning and Development  
Integrated Disbursement and Information System  
CDBG Activity Summary Report (GPR) for Program Year 2017  
ORANGE COUNTY

Date: 04-Sep-2018  
Time: 12:06  
Page: 66

Female-headed Households:

0 0 0

*Income Category:*

|                  | <b>Owner</b> | <b>Renter</b> | <b>Total</b> | <b>Person</b> |
|------------------|--------------|---------------|--------------|---------------|
| Extremely Low    | 0            | 0             | 0            | 1,579         |
| Low Mod          | 0            | 0             | 0            | 0             |
| Moderate         | 0            | 0             | 0            | 0             |
| Non Low Moderate | 0            | 0             | 0            | 0             |
| Total            | 0            | 0             | 0            | 1,579         |
| Percent Low/Mod  |              |               |              | 100.0%        |

**Annual Accomplishments**

| <b>Years</b> | <b>Accomplishment Narrative</b>  | <b># Benefiting</b> |
|--------------|--|---------------------|
| 2016         | Funds will be used for Phase I of two for improvements to an existing building turning it into a homeless shelter. |                     |

Year-End - Funds were used for design by Westgroup, fencing, exterior improvements, fire suppression and Interior improvements. Balance of \$677,080 was rolled over to IDIS 2199 (PY 2017). cw 3/2/18



U.S. Department of Housing and Urban Development  
 Office of Community Planning and Development  
 Integrated Disbursement and Information System  
 CDBG Activity Summary Report (GPR) for Program Year 2017  
 ORANGE COUNTY

Date: 04-Sep-2018  
 Time: 12:06  
 Page: 67

**PGM Year:** 2016  
**Project:** 0021 - Administration (CDBG)  
**IDIS Activity:** 2168 - County of Orange - Administration (CDBG)

**Status:** Completed 8/17/2017 12:00:00 AM  
**Location:** ,

**Objective:**  
**Outcome:**  
**Matrix Code:** General Program Administration (21A)      **National Objective:**

**Initial Funding Date:** 11/09/2016

**Description:**

Funds will be utilized for administration of HUD-sponsored Urban County program.  
 Includes salaries, benefits, supplies, and materials.

**Financing**

|              | Fund Type    | Grant Year | Grant       | Funded Amount       | Drawn In Program Year | Drawn Thru Program Year |
|--------------|--------------|------------|-------------|---------------------|-----------------------|-------------------------|
| CDBG         | EN           | 2016       | B16UC060504 | \$298,313.55        | \$0.00                | \$298,313.55            |
|              | PI           |            |             | \$190,198.38        | \$0.00                | \$190,198.38            |
| <b>Total</b> | <b>Total</b> |            |             | <b>\$488,511.93</b> | <b>\$0.00</b>         | <b>\$488,511.93</b>     |

**Proposed Accomplishments**

**Actual Accomplishments**

*Number assisted:*

|  | <b>Owner</b> |          | <b>Renter</b> |          | <b>Total</b> |          | <b>Person</b> |          |
|--|--------------|----------|---------------|----------|--------------|----------|---------------|----------|
|  | Total        | Hispanic | Total         | Hispanic | Total        | Hispanic | Total         | Hispanic |
| White:   |              |          |               |          | 0            | 0        |               |          |
| Black/African American:                                  |              |          |               |          | 0            | 0        |               |          |
| Asian:   |              |          |               |          | 0            | 0        |               |          |
| American Indian/Alaskan Native:                          |              |          |               |          | 0            | 0        |               |          |
| Native Hawaiian/Other Pacific Islander:                  |              |          |               |          | 0            | 0        |               |          |
| American Indian/Alaskan Native & White:                  |              |          |               |          | 0            | 0        |               |          |
| Asian White:   |              |          |               |          | 0            | 0        |               |          |
| Black/African American & White:                          |              |          |               |          | 0            | 0        |               |          |
| American Indian/Alaskan Native & Black/African American: |              |          |               |          | 0            | 0        |               |          |
| Other multi-racial:                                      |              |          |               |          | 0            | 0        |               |          |
| Asian/Pacific Islander:                                  |              |          |               |          | 0            | 0        |               |          |
| Hispanic:  |              |          |               |          | 0            | 0        |               |          |
| <b>Total:</b>  | <b>0</b>     | <b>0</b> | <b>0</b>      | <b>0</b> | <b>0</b>     | <b>0</b> | <b>0</b>      | <b>0</b> |
| Female-headed Households:                                |              |          |               |          | 0            |          |               |          |



U.S. Department of Housing and Urban Development  
Office of Community Planning and Development  
Integrated Disbursement and Information System  
CDBG Activity Summary Report (GPR) for Program Year 2017  
ORANGE COUNTY

Date: 04-Sep-2018

Time: 12:06

Page: 68

*Income Category:*

|                  | <b>Owner</b> | <b>Renter</b> | <b>Total</b> | <b>Person</b> |
|------------------|--------------|---------------|--------------|---------------|
| Extremely Low    |              |               | 0            |               |
| Low Mod          |              |               | 0            |               |
| Moderate         |              |               | 0            |               |
| Non Low Moderate |              |               | 0            |               |
| Total            | 0            | 0             | 0            | 0             |
| Percent Low/Mod  |              |               |              |               |

**Annual Accomplishments**

No data returned for this view. This might be because the applied filter excludes all data.





U.S. Department of Housing and Urban Development  
 Office of Community Planning and Development  
 Integrated Disbursement and Information System  
 CDBG Activity Summary Report (GPR) for Program Year 2017  
 ORANGE COUNTY

Date: 04-Sep-2018  
 Time: 12:06  
 Page: 69

**PGM Year:** 2017  
**Project:** 0018 - Administration (CDBG)  
**IDIS Activity:** 2175 - County of Orange - Administration (CDBG)

**Status:** Completed 8/30/2018 4:34:34 PM  
**Location:** ,

**Objective:**  
**Outcome:**  
**Matrix Code:** General Program Administration (21A)      **National Objective:**

**Initial Funding Date:** 11/13/2017

**Description:**

Funds will be utilized for administration of HUD-Sponsored Urban County program.  
 Includes salaries, benefits, supplies and materials.

**Financing**

|              | Fund Type    | Grant Year | Grant       | Funded Amount       | Drawn In Program Year | Drawn Thru Program Year |
|--------------|--------------|------------|-------------|---------------------|-----------------------|-------------------------|
| CDBG         | EN           | 2017       | B17UC060504 | \$333,338.20        | \$259,037.64          | \$259,037.64            |
|              | PI           |            |             | \$153,521.31        | \$150,026.28          | \$150,026.28            |
| <b>Total</b> | <b>Total</b> |            |             | <b>\$486,859.51</b> | <b>\$409,063.92</b>   | <b>\$409,063.92</b>     |

**Proposed Accomplishments**

**Actual Accomplishments**

*Number assisted:*

|  | <b>Owner</b> |          | <b>Renter</b> |          | <b>Total</b> |          | <b>Person</b> |          |
|--|--------------|----------|---------------|----------|--------------|----------|---------------|----------|
|  | Total        | Hispanic | Total         | Hispanic | Total        | Hispanic | Total         | Hispanic |
| White:   |              |          |               |          | 0            | 0        |               |          |
| Black/African American:                                  |              |          |               |          | 0            | 0        |               |          |
| Asian:   |              |          |               |          | 0            | 0        |               |          |
| American Indian/Alaskan Native:                          |              |          |               |          | 0            | 0        |               |          |
| Native Hawaiian/Other Pacific Islander:                  |              |          |               |          | 0            | 0        |               |          |
| American Indian/Alaskan Native & White:                  |              |          |               |          | 0            | 0        |               |          |
| Asian White:   |              |          |               |          | 0            | 0        |               |          |
| Black/African American & White:                          |              |          |               |          | 0            | 0        |               |          |
| American Indian/Alaskan Native & Black/African American: |              |          |               |          | 0            | 0        |               |          |
| Other multi-racial:                                      |              |          |               |          | 0            | 0        |               |          |
| Asian/Pacific Islander:                                  |              |          |               |          | 0            | 0        |               |          |
| Hispanic:  |              |          |               |          | 0            | 0        |               |          |
| <b>Total:</b>  | <b>0</b>     | <b>0</b> | <b>0</b>      | <b>0</b> | <b>0</b>     | <b>0</b> | <b>0</b>      | <b>0</b> |
| Female-headed Households:                                |              |          |               |          | 0            |          |               |          |



U.S. Department of Housing and Urban Development  
Office of Community Planning and Development  
Integrated Disbursement and Information System  
CDBG Activity Summary Report (GPR) for Program Year 2017  
ORANGE COUNTY

Date: 04-Sep-2018

Time: 12:06

Page: 70

*Income Category:*

|                  | <b>Owner</b> | <b>Renter</b> | <b>Total</b> | <b>Person</b> |
|------------------|--------------|---------------|--------------|---------------|
| Extremely Low    |              |               | 0            |               |
| Low Mod          |              |               | 0            |               |
| Moderate         |              |               | 0            |               |
| Non Low Moderate |              |               | 0            |               |
| Total            | 0            | 0             | 0            | 0             |
| Percent Low/Mod  |              |               |              |               |

**Annual Accomplishments**

No data returned for this view. This might be because the applied filter excludes all data.



U.S. Department of Housing and Urban Development  
 Office of Community Planning and Development  
 Integrated Disbursement and Information System  
 CDBG Activity Summary Report (GPR) for Program Year 2017  
 ORANGE COUNTY

Date: 04-Sep-2018  
 Time: 12:06  
 Page: 71

**PGM Year:** 2017  
**Project:** 0024 - Administration County (Placentia)  
**IDIS Activity:** 2177 - County of Orange - Admin for Placentia (Metro)

**Status:** Completed 8/30/2018 4:31:01 PM  
**Location:** ,  
**Objective:**  
**Outcome:**  
**Matrix Code:** General Program Administration (21A)      **National Objective:**

**Initial Funding Date:** 12/28/2017

**Description:**  
 Funds will be used for County's administration of City of Placentia HUD-sponsored programs, CAPER and AAP.

**Financing**

|              | Fund Type    | Grant Year | Grant       | Funded Amount      | Drawn In Program Year | Drawn Thru Program Year |
|--------------|--------------|------------|-------------|--------------------|-----------------------|-------------------------|
| CDBG         | EN           | 2016       | B16UC060504 | \$40,479.00        | \$33,935.40           | \$33,935.40             |
| <b>Total</b> | <b>Total</b> |            |             | <b>\$40,479.00</b> | <b>\$33,935.40</b>    | <b>\$33,935.40</b>      |

**Proposed Accomplishments**

**Actual Accomplishments**

*Number assisted:*

|  | Owner    |          | Renter   |          | Total    |          | Person   |          |
|--|----------|----------|----------|----------|----------|----------|----------|----------|
|  | Total    | Hispanic | Total    | Hispanic | Total    | Hispanic | Total    | Hispanic |
| White:   |          |          |          |          | 0        | 0        |          |          |
| Black/African American:                                  |          |          |          |          | 0        | 0        |          |          |
| Asian:   |          |          |          |          | 0        | 0        |          |          |
| American Indian/Alaskan Native:                          |          |          |          |          | 0        | 0        |          |          |
| Native Hawaiian/Other Pacific Islander:                  |          |          |          |          | 0        | 0        |          |          |
| American Indian/Alaskan Native & White:                  |          |          |          |          | 0        | 0        |          |          |
| Asian White:   |          |          |          |          | 0        | 0        |          |          |
| Black/African American & White:                          |          |          |          |          | 0        | 0        |          |          |
| American Indian/Alaskan Native & Black/African American: |          |          |          |          | 0        | 0        |          |          |
| Other multi-racial:                                      |          |          |          |          | 0        | 0        |          |          |
| Asian/Pacific Islander:                                  |          |          |          |          | 0        | 0        |          |          |
| Hispanic:  |          |          |          |          | 0        | 0        |          |          |
| <b>Total:</b>  | <b>0</b> | <b>0</b> | <b>0</b> | <b>0</b> | <b>0</b> | <b>0</b> | <b>0</b> | <b>0</b> |
| Female-headed Households:                                |          |          |          |          | 0        |          |          |          |

*Income Category:*

**Owner    Renter    Total    Person**



U.S. Department of Housing and Urban Development  
Office of Community Planning and Development  
Integrated Disbursement and Information System  
CDBG Activity Summary Report (GPR) for Program Year 2017  
ORANGE COUNTY

Date: 04-Sep-2018


Time: 12:06

Page: 72

|                  |   |   |   |   |
|------------------|---|---|---|---|
| Extremely Low    |   |   | 0 |   |
| Low Mod          |   |   | 0 |   |
| Moderate         |   |   | 0 |   |
| Non Low Moderate |   |   | 0 |   |
| Total            | 0 | 0 | 0 | 0 |
| Percent Low/Mod  |   |   |   |   |

**Annual Accomplishments**

No data returned for this view. This might be because the applied filter excludes all data.



U.S. Department of Housing and Urban Development  
 Office of Community Planning and Development  
 Integrated Disbursement and Information System  
 CDBG Activity Summary Report (GPR) for Program Year 2017  
 ORANGE COUNTY

Date: 04-Sep-2018  
 Time: 12:06  
 Page: 73

**PGM Year:** 2017  
**Project:** 0021 - Administration County (Aliso Viejo)  
**IDIS Activity:** 2178 - County of Orange - Admin. for Aliso Viejo (Metro)

**Status:** Completed 8/30/2018 4:29:45 PM  
**Location:** ,  
**Objective:**  
**Outcome:**  
**Matrix Code:** General Program Administration (21A)      **National Objective:**

**Initial Funding Date:** 12/28/2017

**Description:**  
 Funds will be used for County's administration of City of Aliso Viejo HUD-sponsored programs, CAPER and AAP.

**Financing**

|              | Fund Type    | Grant Year | Grant       | Funded Amount      | Drawn In Program Year | Drawn Thru Program Year |
|--------------|--------------|------------|-------------|--------------------|-----------------------|-------------------------|
| CDBG         | EN           | 2016       | B16UC060504 | \$22,461.00        | \$18,127.04           | \$18,127.04             |
| <b>Total</b> | <b>Total</b> |            |             | <b>\$22,461.00</b> | <b>\$18,127.04</b>    | <b>\$18,127.04</b>      |

**Proposed Accomplishments**

**Actual Accomplishments**

*Number assisted:*

|  | Owner    |          | Renter   |          | Total    |          | Person   |          |
|--|----------|----------|----------|----------|----------|----------|----------|----------|
|  | Total    | Hispanic | Total    | Hispanic | Total    | Hispanic | Total    | Hispanic |
| White:   |          |          |          |          | 0        | 0        |          |          |
| Black/African American:                                  |          |          |          |          | 0        | 0        |          |          |
| Asian:   |          |          |          |          | 0        | 0        |          |          |
| American Indian/Alaskan Native:                          |          |          |          |          | 0        | 0        |          |          |
| Native Hawaiian/Other Pacific Islander:                  |          |          |          |          | 0        | 0        |          |          |
| American Indian/Alaskan Native & White:                  |          |          |          |          | 0        | 0        |          |          |
| Asian White:   |          |          |          |          | 0        | 0        |          |          |
| Black/African American & White:                          |          |          |          |          | 0        | 0        |          |          |
| American Indian/Alaskan Native & Black/African American: |          |          |          |          | 0        | 0        |          |          |
| Other multi-racial:                                      |          |          |          |          | 0        | 0        |          |          |
| Asian/Pacific Islander:                                  |          |          |          |          | 0        | 0        |          |          |
| Hispanic:  |          |          |          |          | 0        | 0        |          |          |
| <b>Total:</b>  | <b>0</b> | <b>0</b> | <b>0</b> | <b>0</b> | <b>0</b> | <b>0</b> | <b>0</b> | <b>0</b> |
| Female-headed Households:                                |          |          |          |          | 0        |          |          |          |

*Income Category:*

|  | Owner | Renter | Total | Person |
|--|-------|--------|-------|--------|
|--|-------|--------|-------|--------|



U.S. Department of Housing and Urban Development  
Office of Community Planning and Development  
Integrated Disbursement and Information System  
CDBG Activity Summary Report (GPR) for Program Year 2017  
ORANGE COUNTY

Date: 04-Sep-2018

Time: 12:06

Page: 74

|                  |   |   |   |   |
|------------------|---|---|---|---|
| Extremely Low    |   |   | 0 |   |
| Low Mod          |   |   | 0 |   |
| Moderate         |   |   | 0 |   |
| Non Low Moderate |   |   | 0 |   |
| Total            | 0 | 0 | 0 | 0 |
| Percent Low/Mod  |   |   |   |   |

**Annual Accomplishments**

No data returned for this view. This might be because the applied filter excludes all data.



U.S. Department of Housing and Urban Development  
 Office of Community Planning and Development  
 Integrated Disbursement and Information System  
 CDBG Activity Summary Report (GPR) for Program Year 2017  
 ORANGE COUNTY

Date: 04-Sep-2018  
 Time: 12:06  
 Page: 75

**PGM Year:** 2017  
**Project:** 0031 - Administration County (Yorba Linda)  
**IDIS Activity:** 2179 - County of Orange Admin. for Yorba Linda (Metro)

**Status:** Completed 8/30/2018 4:28:54 PM  
**Location:** ,  
**Objective:**  
**Outcome:**  
**Matrix Code:** General Program Administration (21A)      **National Objective:**

**Initial Funding Date:** 12/28/2017

**Description:**

Funds will be used for County's administration of City of Yorba Linda HUD-sponsored programs, CAPER and AAP.

**Financing**

|              | Fund Type    | Grant Year | Grant       | Funded Amount      | Drawn In Program Year | Drawn Thru Program Year |
|--------------|--------------|------------|-------------|--------------------|-----------------------|-------------------------|
| CDBG         | EN           | 2016       | B16UC060504 | \$20,078.00        | \$16,077.70           | \$16,077.70             |
| <b>Total</b> | <b>Total</b> |            |             | <b>\$20,078.00</b> | <b>\$16,077.70</b>    | <b>\$16,077.70</b>      |

**Proposed Accomplishments**

**Actual Accomplishments**

*Number assisted:*

|  | <b>Owner</b> |          | <b>Renter</b> |          | <b>Total</b> |          | <b>Person</b> |          |
|--|--------------|----------|---------------|----------|--------------|----------|---------------|----------|
|  | Total        | Hispanic | Total         | Hispanic | Total        | Hispanic | Total         | Hispanic |
| White:   |              |          |               |          | 0            | 0        |               |          |
| Black/African American:                                  |              |          |               |          | 0            | 0        |               |          |
| Asian:   |              |          |               |          | 0            | 0        |               |          |
| American Indian/Alaskan Native:                          |              |          |               |          | 0            | 0        |               |          |
| Native Hawaiian/Other Pacific Islander:                  |              |          |               |          | 0            | 0        |               |          |
| American Indian/Alaskan Native & White:                  |              |          |               |          | 0            | 0        |               |          |
| Asian White:   |              |          |               |          | 0            | 0        |               |          |
| Black/African American & White:                          |              |          |               |          | 0            | 0        |               |          |
| American Indian/Alaskan Native & Black/African American: |              |          |               |          | 0            | 0        |               |          |
| Other multi-racial:                                      |              |          |               |          | 0            | 0        |               |          |
| Asian/Pacific Islander:                                  |              |          |               |          | 0            | 0        |               |          |
| Hispanic:  |              |          |               |          | 0            | 0        |               |          |
| <b>Total:</b>  | <b>0</b>     | <b>0</b> | <b>0</b>      | <b>0</b> | <b>0</b>     | <b>0</b> | <b>0</b>      | <b>0</b> |
| Female-headed Households:                                |              |          |               |          | 0            |          |               |          |

*Income Category:*

**Owner    Renter    Total    Person**



U.S. Department of Housing and Urban Development  
Office of Community Planning and Development  
Integrated Disbursement and Information System  
CDBG Activity Summary Report (GPR) for Program Year 2017  
ORANGE COUNTY

Date: 04-Sep-2018

Time: 12:06

Page: 76

|                  |   |   |   |   |
|------------------|---|---|---|---|
| Extremely Low    |   |   | 0 |   |
| Low Mod          |   |   | 0 |   |
| Moderate         |   |   | 0 |   |
| Non Low Moderate |   |   | 0 |   |
| Total            | 0 | 0 | 0 | 0 |
| Percent Low/Mod  |   |   |   |   |

**Annual Accomplishments**

No data returned for this view. This might be because the applied filter excludes all data.





U.S. Department of Housing and Urban Development  
 Office of Community Planning and Development  
 Integrated Disbursement and Information System  
 CDBG Activity Summary Report (GPR) for Program Year 2017  
 ORANGE COUNTY

Date: 04-Sep-2018  
 Time: 12:06  
 Page: 77

**PGM Year:** 2017  
**Project:** 0004 - Midway City Community Services and Education Center  
**IDIS Activity:** 2181 - Midway City Community Center

**Status:** Completed 8/30/2018 2:08:31 PM      **Objective:** Create suitable living environments  
**Location:** 14900 Park Ln Midway City, CA 92655-1128      **Outcome:** Availability/accessibility  
**Matrix Code:** Other Public Services Not Listed in      **National Objective:** LMC  
 05A-05Y, 03T (05Z)

**Initial Funding Date:** 12/28/2017

**Description:**  
 Funds will be used to provide social services programming at the Community Center.  
 Services provided include: educational, recreational, cultural and senior citizen programming, transportation, employment, health and medical information and referrals.

**Financing**

|              | Fund Type    | Grant Year | Grant       | Funded Amount      | Drawn In Program Year | Drawn Thru Program Year |
|--------------|--------------|------------|-------------|--------------------|-----------------------|-------------------------|
| CDBG         | EN           | Pre-2015   |             | \$3,655.05         | \$0.00                | \$0.00                  |
|              |              | 2014       | B14UC060504 |                    | \$3,655.05            | \$3,655.05              |
|              |              | 2015       | B15UC060504 | \$35,920.43        | \$35,920.43           | \$35,920.43             |
|              | PI           |            |             | \$4,062.76         | \$4,062.76            | \$4,062.76              |
| <b>Total</b> | <b>Total</b> |            |             | <b>\$43,638.24</b> | <b>\$43,638.24</b>    | <b>\$43,638.24</b>      |


**Proposed Accomplishments**

People (General) : 1,075

**Actual Accomplishments**

Number assisted:

|  | Owner |          | Renter |          | Total |          | Person |          |
|--|-------|----------|--------|----------|-------|----------|--------|----------|
|  | Total | Hispanic | Total  | Hispanic | Total | Hispanic | Total  | Hispanic |
| White:   | 0     | 0        | 0      | 0        | 0     | 0        | 211    | 164      |
| Black/African American:                                  | 0     | 0        | 0      | 0        | 0     | 0        | 1      | 0        |
| Asian:   | 0     | 0        | 0      | 0        | 0     | 0        | 836    | 0        |
| American Indian/Alaskan Native:                          | 0     | 0        | 0      | 0        | 0     | 0        | 0      | 0        |
| Native Hawaiian/Other Pacific Islander:                  | 0     | 0        | 0      | 0        | 0     | 0        | 6      | 0        |
| American Indian/Alaskan Native & White:                  | 0     | 0        | 0      | 0        | 0     | 0        | 0      | 0        |
| Asian White:   | 0     | 0        | 0      | 0        | 0     | 0        | 18     | 0        |
| Black/African American & White:                          | 0     | 0        | 0      | 0        | 0     | 0        | 0      | 0        |
| American Indian/Alaskan Native & Black/African American: | 0     | 0        | 0      | 0        | 0     | 0        | 0      | 0        |
| Other multi-racial:                                      | 0     | 0        | 0      | 0        | 0     | 0        | 6      | 0        |
| Asian/Pacific Islander:                                  | 0     | 0        | 0      | 0        | 0     | 0        | 0      | 0        |
| Hispanic:  | 0     | 0        | 0      | 0        | 0     | 0        | 0      | 0        |



U.S. Department of Housing and Urban Development  
 Office of Community Planning and Development  
 Integrated Disbursement and Information System  
 CDBG Activity Summary Report (GPR) for Program Year 2017  
 ORANGE COUNTY

Date: 04-Sep-2018  
 Time: 12:06  
 Page: 78

**Total:** 0 0 0 0 0 0 1,078 164

Female-headed Households: 0 0 0 0

*Income Category:*


|                  | Owner  | Renter | Total | Person |
|------------------|--------|--------|-------|--------|
| Extremely Low    | 0      | 0      | 0     | 1,046  |
| Low Mod          | 0      | 0      | 0     | 31     |
| Moderate         | 0      | 0      | 0     | 1      |
| Non Low Moderate | 0      | 0      | 0     | 0      |
| Total            | 0      | 0      | 0     | 1,078  |
| Percent Low/Mod  | 100.0% |        |       |        |

**Annual Accomplishments**

| Years | Accomplishment Narrative | # Benefitting |
|-------|--------------------------|---------------|
|-------|--------------------------|---------------|

|      |  |  |
|------|--|--|
| 2017 | <p>Funds will be used to provide social services programming at the Community Center. Services provided include: educational, recreational, cultural and senior citizen programming, transportation, employment, health and medical information and referrals.</p> <p>7/1/17 - 7/31/17 - Clients received multiple services (Translation, document preparation, emergency food, health and wellness activities, etc. Additionally provided free breakfast and lunch to over 150 youth (18 and under) during summer and re-enroll participants for new fiscal year into the PRIDE STEAM SUMMER ACADEMY (over 188 students enrolled in the program). A total of 716 unduplicated clients were served. cw 2/27/18</p> <p>8/1/17 - 8/31/17 - An additional 121 unduplicated clients were served for a total of 827. cw 2/27/18</p> <p>9/1/17 - 9/31/17 - An additional 54 unduplicated clients were served for a total of 891. cw 2/27/18</p> <p>10/1/17 - 10/31/17 - An additional 36 unduplicated clients were served for a total of 927. cw 2/27/18</p> <p>11/1/17 - 11/30/17 - An additional 37 unduplicated clients were served for a total of 964. cw 2/27/18</p> <p>12/1/17 - 12/31/17 - An additional 22 unduplicated clients were served for a total of 986. cw 2/27/18</p> <p>1/1/18 - 1/31/18 - An additional 19 unduplicated clients were served for a total of 1005. cw 3/29/18</p> <p>2/1/18 - 2/28/18 - An additional 7 unduplicated clients were served for a total of 1012. cw 4/5/18</p> <p>3/1/18 - 3/31/18 - An additional 29 unduplicated clients were served for a total of 1041. cw 5/2/18</p> <p>4/1/18 - 4/30/18 - An additional 19 unduplicated clients were served for a total of 1060. cw 6/6/18</p> <p>5/1/18 - 5/31/18 (Final) - an additional 18 unduplicated clients were served for a total of 1078. cw 6/14/18</p> |  |
|------|--|--|

Reprogrammed \$11.76 and closed out activity. cw 8/30/18



U.S. Department of Housing and Urban Development  
 Office of Community Planning and Development  
 Integrated Disbursement and Information System  
 CDBG Activity Summary Report (GPR) for Program Year 2017  
 ORANGE COUNTY

Date: 04-Sep-2018  
 Time: 12:06  
 Page: 79

**PGM Year:** 2017  
**Project:** 0005 - El Modena Community Family Resource Center  
**IDIS Activity:** 2182 - El Modena Community Center

**Status:** Completed 8/30/2018 4:24:54 PM  
**Location:** 18672 E Center Ave Orange, CA 92869-3520

**Objective:** Create suitable living environments  
**Outcome:** Availability/accessibility  
**Matrix Code:** Other Public Services Not Listed in 05A-05Y, 03T (05Z)      **National Objective:** LMC

**Initial Funding Date:** 12/28/2017

**Description:**  
 Funds will be used to provide social services programming.  
 Services provided include: recreational, educational and cultural programming, health services, employment information and referrals, and senior citizen activities.

**Financing**

|              | Fund Type    | Grant Year | Grant       | Funded Amount      | Drawn In Program Year | Drawn Thru Program Year |
|--------------|--------------|------------|-------------|--------------------|-----------------------|-------------------------|
| CDBG         | EN           | 2015       | B15UC060504 | \$43,650.00        | \$43,650.00           | \$43,650.00             |
| <b>Total</b> | <b>Total</b> |            |             | <b>\$43,650.00</b> | <b>\$43,650.00</b>    | <b>\$43,650.00</b>      |


**Proposed Accomplishments**

People (General) : 1,000

**Actual Accomplishments**

Number assisted:

|  | Owner    |          | Renter   |          | Total    |          | Person       |              |
|--|----------|----------|----------|----------|----------|----------|--------------|--------------|
|  | Total    | Hispanic | Total    | Hispanic | Total    | Hispanic | Total        | Hispanic     |
| White:   | 0        | 0        | 0        | 0        | 0        | 0        | 1,282        | 1,197        |
| Black/African American:                                  | 0        | 0        | 0        | 0        | 0        | 0        | 17           | 0            |
| Asian:   | 0        | 0        | 0        | 0        | 0        | 0        | 58           | 0            |
| American Indian/Alaskan Native:                          | 0        | 0        | 0        | 0        | 0        | 0        | 2            | 0            |
| Native Hawaiian/Other Pacific Islander:                  | 0        | 0        | 0        | 0        | 0        | 0        | 4            | 0            |
| American Indian/Alaskan Native & White:                  | 0        | 0        | 0        | 0        | 0        | 0        | 0            | 0            |
| Asian White:   | 0        | 0        | 0        | 0        | 0        | 0        | 0            | 0            |
| Black/African American & White:                          | 0        | 0        | 0        | 0        | 0        | 0        | 0            | 0            |
| American Indian/Alaskan Native & Black/African American: | 0        | 0        | 0        | 0        | 0        | 0        | 0            | 0            |
| Other multi-racial:                                      | 0        | 0        | 0        | 0        | 0        | 0        | 4            | 0            |
| Asian/Pacific Islander:                                  | 0        | 0        | 0        | 0        | 0        | 0        | 0            | 0            |
| Hispanic:  | 0        | 0        | 0        | 0        | 0        | 0        | 0            | 0            |
| <b>Total:</b>  | <b>0</b> | <b>0</b> | <b>0</b> | <b>0</b> | <b>0</b> | <b>0</b> | <b>1,367</b> | <b>1,197</b> |
| Female-headed Households:                                | 0        |          | 0        |          | 0        |          |              |              |



U.S. Department of Housing and Urban Development  
 Office of Community Planning and Development  
 Integrated Disbursement and Information System  
 CDBG Activity Summary Report (GPR) for Program Year 2017  
 ORANGE COUNTY


Date: 04-Sep-2018  
 Time: 12:06  
 Page: 80

*Income Category:*

|                  | <b>Owner</b> | <b>Renter</b> | <b>Total</b> | <b>Person</b> |
|------------------|--------------|---------------|--------------|---------------|
| Extremely Low    | 0            | 0             | 0            | 1,161         |
| Low Mod          | 0            | 0             | 0            | 180           |
| Moderate         | 0            | 0             | 0            | 26            |
| Non Low Moderate | 0            | 0             | 0            | 0             |
| Total            | 0            | 0             | 0            | 1,367         |
| Percent Low/Mod  |              |               |              | 100.0%        |

**Annual Accomplishments**

| <b>Years</b> | <b>Accomplishment Narrative</b>  | <b># Benefitting</b> |
|--------------|--|----------------------|
| 2017         | <p>Funds will be used to provide social services programming. Services provided include: recreational, educational and cultural programming, health services, employment information and referrals, and senior citizen activities for a minimum of 1000 people.</p> <p>7/1/17 - 7/31/17 - Social Svcs (SS): OCHCA-WIC 11; OCSSA-MediCal &amp; Cal Fresh 7; Karate 38, YMCA 39; SeniorServ 11; F.A.C.E.S. Parenting Class 2; WTLC PE 5; Total SS: 113; Support Svcs (SPS): Access Svc 12; Family Advocacy 3; Emergency Food 4; Summer Teen Camp 16; Senior Program 11; Total SPS 46, 2-27-18 cw</p> <p>8/1/17 - 8/31/17 - SS RSCCD-ESL 10; OCHCA-WIC 11; OCSSA MediCal/Food Stamps 4; Access 14; F.A.C.E.S. Individual 1; Parenting 2, WTLC 2; Total SS 44; SPS Access Svc 4; Case Mgmt. 6; Emerg. Food 7; Resources 2; Backpacks 185, Teen Program 5; SPS 209 cw 2-27-18</p> <p>9/1/17 - 9/30/17 - SS RSCCD-ESL 9; OCSSA MediCal/Food Stamps 7; MediCal/Cal Fresh 5; Access 2; YMCA 3; SeniorServ 3; F.A.C.E.S. Crisis 2; Individual 1; Family 1; Parenting 4; WTLC 1; Total SS 38; SPS Access Svc 6; Family Adv 7; Immigration 2; Emerg. Food 3; Teen Program 11; Senior Program 3; SPS 32 cw 2-27-18</p> <p>10/1/17 - 10/31/17 - SS RSCCD-ESL 1; OCHCA-WIC 10; OCSSA MediCal/Food Stamps 6; SeniorServ 2; F.A.C.E.S. Crisis 4; Individual 4; Family 3; Parenting 10, Total SS 40; SPS Access Svc 7; Family Advocacy 4; Emerg. Food 8; Senior Program 2; SPS 21 cw 2-27-18</p> <p>11/1/17 - 11/30/17 -SS RSCCD-ESL 1; OCHCA-WIC 8; OCSSA MediCal/Food Stamps 1; SeniorServ 1; F.A.C.E.S. Crisis 2; Individual 4; Family 3; Parenting 8, WTLC 5; Total SS 33; SPS Access Svc 8; Family Advocacy 13; Family Fun 6; Emerg. Food 11; Resources 1; Thanksgiving Basket 310; Senior Program 1; SPS 350 cw 2-27-18</p> <p>12/1/17 - 12/31/17 -SS RSCCD-ESL 1; OCHCA-WIC 4; OCSSA MediCal/Food Stamps 2; SeniorServ 8; F.A.C.E.S. Crisis 2; Individual 3; Family 1; Parenting 2, WTLC 5; Total SS 28; SPS Access Svc 8; Family Advocacy 13; Immigration 1; Emerg. Food 1; Resources 1; OC Toy Collaborative 218; Senior Program 8; SPS 250 cw 2-28-18</p> <p>1/1/18 - 1/31/18 -SS RSCCD-ESL 1; OCHCA-WIIC 4; OCSSA MediCal/Food Stamps 6; YMCA 5; SeniorServ 1; F.A.C.E.S. Individual 7; Family 2; Parenting 3, WTLC 5; Total SS 34; SPS Access Svc 5; Family Advocacy 3; Emerg. Food 15; Teen Program 1; Senior Program 1; SPS 25 cw 2-28-18</p> <p>2/1/18 - 2/28/18 -SS RSCCD-ESL 1; YMCA 5; SeniorServ 2; Crisis Counseling 4; F.A.C.E.S. Individual 1; Family 3; Parenting 3, Total SS 19; Family Activities 2; SPS Access Svc 11; Family Advocacy 2; Emerg. Food 8; Senior Program 2; SPS 25 cw 3-28-18</p> <p>3/1/18 - 3/31/18 - SS RSCCD-ESL 2; YMCA 6; MediCal &amp; CalFresh 1; Karate 22; Crisis Counseling 2; F.A.C.E.S. Individual 1; Family 3; Group 6 Total SS 40; SPS Access Svc 11; Family Advocacy 4; Emerg. Food 1; Youth Academic 4 SPS 20 cw 4-24-18</p> <p>Closed out activity in IDIS. cw 8/30/18</p> |                      |



U.S. Department of Housing and Urban Development  
 Office of Community Planning and Development  
 Integrated Disbursement and Information System  
 CDBG Activity Summary Report (GPR) for Program Year 2017  
 ORANGE COUNTY

Date: 04-Sep-2018  
 Time: 12:06  
 Page: 81

**PGM Year:** 2017  
**Project:** 0003 - City of Laguna Beach Emergency Weather Shelter  
**IDIS Activity:** 2183 - City of Laguna Beach Emergency Weather Shelter

**Status:** Completed 8/30/2018 2:17:14 PM      **Objective:** Create suitable living environments  
**Location:** 20652 Laguna Canyon Rd Laguna Beach, CA 92651-1137      **Outcome:** Availability/accessibility  
**Matrix Code:** Operating Costs of Homeless/AIDS Patients Programs (03T)      **National Objective:** LMC

**Initial Funding Date:** 12/28/2017

**Description:**

Funds will be used to provide emergency shelter for 45 homeless individuals from the City of Laguna Beach and surrounding cities.

**Financing**

|              | Fund Type    | Grant Year | Grant       | Funded Amount       | Drawn In Program Year | Drawn Thru Program Year |
|--------------|--------------|------------|-------------|---------------------|-----------------------|-------------------------|
| CDBG         | EN           | 2015       | B15UC060504 | \$118,150.00        | \$118,150.00          | \$118,150.00            |
| <b>Total</b> | <b>Total</b> |            |             | <b>\$118,150.00</b> | <b>\$118,150.00</b>   | <b>\$118,150.00</b>     |

**Proposed Accomplishments**

People (General) : 45

**Actual Accomplishments**

Number assisted:

|  | Owner    |          | Renter   |          | Total    |          | Person     |          |
|--|----------|----------|----------|----------|----------|----------|------------|----------|
|  | Total    | Hispanic | Total    | Hispanic | Total    | Hispanic | Total      | Hispanic |
| White:   | 0        | 0        | 0        | 0        | 0        | 0        | 531        | 0        |
| Black/African American:                                  | 0        | 0        | 0        | 0        | 0        | 0        | 26         | 0        |
| Asian:   | 0        | 0        | 0        | 0        | 0        | 0        | 23         | 0        |
| American Indian/Alaskan Native:                          | 0        | 0        | 0        | 0        | 0        | 0        | 0          | 0        |
| Native Hawaiian/Other Pacific Islander:                  | 0        | 0        | 0        | 0        | 0        | 0        | 0          | 0        |
| American Indian/Alaskan Native & White:                  | 0        | 0        | 0        | 0        | 0        | 0        | 0          | 0        |
| Asian White:   | 0        | 0        | 0        | 0        | 0        | 0        | 0          | 0        |
| Black/African American & White:                          | 0        | 0        | 0        | 0        | 0        | 0        | 0          | 0        |
| American Indian/Alaskan Native & Black/African American: | 0        | 0        | 0        | 0        | 0        | 0        | 0          | 0        |
| Other multi-racial:                                      | 0        | 0        | 0        | 0        | 0        | 0        | 76         | 0        |
| Asian/Pacific Islander:                                  | 0        | 0        | 0        | 0        | 0        | 0        | 0          | 0        |
| Hispanic:  | 0        | 0        | 0        | 0        | 0        | 0        | 0          | 0        |
| <b>Total:</b>  | <b>0</b> | <b>0</b> | <b>0</b> | <b>0</b> | <b>0</b> | <b>0</b> | <b>656</b> | <b>0</b> |
| Female-headed Households:                                | 0        |          | 0        |          | 0        |          |            |          |



U.S. Department of Housing and Urban Development  
Office of Community Planning and Development  
Integrated Disbursement and Information System  
CDBG Activity Summary Report (GPR) for Program Year 2017  
ORANGE COUNTY

Date: 04-Sep-2018  
Time: 12:06  
Page: 82

*Income Category:*

|                  | <b>Owner</b> | <b>Renter</b> | <b>Total</b> | <b>Person</b> |
|------------------|--------------|---------------|--------------|---------------|
| Extremely Low    | 0            | 0             | 0            | 656           |
| Low Mod          | 0            | 0             | 0            | 0             |
| Moderate         | 0            | 0             | 0            | 0             |
| Non Low Moderate | 0            | 0             | 0            | 0             |
| Total            | 0            | 0             | 0            | 656           |
| Percent Low/Mod  |              |               |              | 100.0%        |

**Annual Accomplishments**

| <b>Years</b> | <b>Accomplishment Narrative</b>   | <b># Benefitting</b> |
|--------------|---|----------------------|
| 2017         | <p>Funds will be used to provide emergency shelter for 45 homeless individuals from the City of Laguna Beach and surrounding cities.</p> <p>7/1/17 - 12/31/17 - Funds were used to meet the goal of housing 45 homeless individuals each night at the Alternative Sleeping Location. Services provided include transporting individuals to and from the shelter each day in addition to providing meals, showers, laundry, case management, and access to services for the general homeless population. cw 3/14/18</p> <p>1-1-18 - 6-30-18 (Final) - Funds were used to meet the goal of housing 45 homeless individuals each night at the Alternative Sleeping Location. Services provided include transporting individuals to and from the shelter each day in addition to providing meals, showers, laundry, case management, and access to services for the general homeless population. A total of 375 homeless individuals were served during period. cw</p> <p>Closed out activity in IDIS. cw 8/30/18</p> |                      |



U.S. Department of Housing and Urban Development  
 Office of Community Planning and Development  
 Integrated Disbursement and Information System  
 CDBG Activity Summary Report (GPR) for Program Year 2017  
 ORANGE COUNTY

Date: 04-Sep-2018  
 Time: 12:06  
 Page: 83

**PGM Year:** 2017  
**Project:** 0009 - Leisure World Bathroom Accessibility Program (Seal Beach)  
**IDIS Activity:** 2184 - City of Seal Beach Leisure World Bathroom Accessibility

**Status:** Completed 8/7/2018 3:40:07 PM      **Objective:** Provide decent affordable housing  
**Location:** 13151 Shawnee Ln Apt 266C Seal Beach, CA 90740-3414      **Outcome:** Availability/accessibility  
**Matrix Code:** Rehab; Single-Unit Residential (14A)      **National Objective:** LMH

**Initial Funding Date:** 12/28/2017

**Description:**

Funds will be used to provide grants to income qualified, disabled seniors to improve bathroom accessibility and safety by converting the tubshower into an accessible shower stall.

**Financing**

|              | Fund Type    | Grant Year | Grant       | Funded Amount       | Drawn In Program Year | Drawn Thru Program Year |
|--------------|--------------|------------|-------------|---------------------|-----------------------|-------------------------|
| CDBG         | EN           | 2015       | B15UC060504 | \$179,472.69        | \$169,068.21          | \$169,068.21            |
|              |              | 2016       | B16UC060504 | \$11,327.31         | \$11,327.31           | \$11,327.31             |
| <b>Total</b> | <b>Total</b> |            |             | <b>\$190,800.00</b> | <b>\$180,395.52</b>   | <b>\$180,395.52</b>     |

**Proposed Accomplishments**

Housing Units : 65

**Actual Accomplishments**

Number assisted:


|  | Owner     |          | Renter   |          | Total     |          | Person   |          |
|--|-----------|----------|----------|----------|-----------|----------|----------|----------|
|  | Total     | Hispanic | Total    | Hispanic | Total     | Hispanic | Total    | Hispanic |
| White:   | 63        | 3        | 0        | 0        | 63        | 3        | 0        | 0        |
| Black/African American:                                  | 1         | 0        | 0        | 0        | 1         | 0        | 0        | 0        |
| Asian:   | 15        | 0        | 0        | 0        | 15        | 0        | 0        | 0        |
| American Indian/Alaskan Native:                          | 1         | 0        | 0        | 0        | 1         | 0        | 0        | 0        |
| Native Hawaiian/Other Pacific Islander:                  | 0         | 0        | 0        | 0        | 0         | 0        | 0        | 0        |
| American Indian/Alaskan Native & White:                  | 0         | 0        | 0        | 0        | 0         | 0        | 0        | 0        |
| Asian White:   | 0         | 0        | 0        | 0        | 0         | 0        | 0        | 0        |
| Black/African American & White:                          | 0         | 0        | 0        | 0        | 0         | 0        | 0        | 0        |
| American Indian/Alaskan Native & Black/African American: | 0         | 0        | 0        | 0        | 0         | 0        | 0        | 0        |
| Other multi-racial:                                      | 2         | 0        | 0        | 0        | 2         | 0        | 0        | 0        |
| Asian/Pacific Islander:                                  | 0         | 0        | 0        | 0        | 0         | 0        | 0        | 0        |
| Hispanic:  | 0         | 0        | 0        | 0        | 0         | 0        | 0        | 0        |
| <b>Total:</b>  | <b>82</b> | <b>3</b> | <b>0</b> | <b>0</b> | <b>82</b> | <b>3</b> | <b>0</b> | <b>0</b> |

Female-headed Households: 41

0

41

41



U.S. Department of Housing and Urban Development  
Office of Community Planning and Development  
Integrated Disbursement and Information System  
CDBG Activity Summary Report (GPR) for Program Year 2017  
ORANGE COUNTY

Date: 04-Sep-2018  
Time: 12:06  
Page: 84

*Income Category:*

|                  | <b>Owner</b> | <b>Renter</b> | <b>Total</b> | <b>Person</b> |
|------------------|--------------|---------------|--------------|---------------|
| Extremely Low    | 27           | 0             | 27           | 0             |
| Low Mod          | 23           | 0             | 23           | 0             |
| Moderate         | 32           | 0             | 32           | 0             |
| Non Low Moderate | 0            | 0             | 0            | 0             |
| Total            | 82           | 0             | 82           | 0             |
| Percent Low/Mod  | 100.0%       |               | 100.0%       |               |

**Annual Accomplishments**

| <b>Years</b> | <b>Accomplishment Narrative</b>  | <b># Benefiting</b> |
|--------------|--|---------------------|
| 2017         | <p>Funds will be used to provide grants to income qualified, disabled seniors to improve bathroom accessibility and safety by converting the tub/shower into an accessible shower stall.</p> <p>7/1/17 - 8/31/17 - 8 units have been completed during this reporting period. cw 2/27/18</p> <p>9/1/17 - 9/30/17 - Completed an additional 14 units for a total of 22 units with other units in various stages of construction. cw 2/27/18</p> <p>10/1/17 - 10/31/17 - Completed an additional 7 units for a total of 29 units with other units in various stages of construction. cw 2/27/18</p> <p>11/1/17 - 11/30/17 - Completed an additional 8 units for a total of 37 units with other units in various stages of construction. cw 2/27/18</p> <p>11/1/17 - 11/30/17 - Completed an additional 8 units for a total of 37 units with other units in various stages of construction. cw 2/27/18</p> <p>12/1/17 - 1/31/18 - Completed an additional 18 units for a total of 55 units with other units in various stages of construction. cw 3/15/18</p> <p>2/1/18 - 2/28/18 - Completed an additional 2 units for a total of 57 units with other units in various stages of construction. cw 4/11/18</p> <p>3/1/18 - 3/31/18 - Completed an additional 7 units for a total of 64 units with other units in various stages of construction. cw 5/3/18</p> <p>4/1/18 - 4/30/18 - Completed an additional 6 units for a total of 70 units with other units in various stages of construction. cw 5/15/18</p> <p>5/1/18 - 5/31/18 - Completed an additional 11 units for a total of 81 units with other units in various stages of construction. cw 8/3/18</p> <p>6/1/18 - 6/30/18 (Final GPR) - Completed an additional 1 unit for a total of 82 units. cw 8/3/18</p> |                     |





U.S. Department of Housing and Urban Development  
 Office of Community Planning and Development  
 Integrated Disbursement and Information System  
 CDBG Activity Summary Report (GPR) for Program Year 2017  
 ORANGE COUNTY

Date: 04-Sep-2018  
 Time: 12:06  
 Page: 85

**PGM Year:** 2017  
**Project:** 0006 - Single Family Housing Rehabilitation (Brea)  
**IDIS Activity:** 2185 - City of Brea SFR Rehabilitation

**Status:** Open  
**Location:** 184 Cool Oak Way Brea, CA 92821-4366  
**Objective:** Provide decent affordable housing  
**Outcome:** Availability/accessibility  
**Matrix Code:** Rehab; Single-Unit Residential (14A) **National Objective:** LMH

**Initial Funding Date:** 12/28/2017

**Description:**

Funds will be used for rehabilitation of single family lowvery-low income owner occupied residences.  
 Improvements wil include interior and exterior improvements to homes and mobile home units.

**Financing**

|              | Fund Type    | Grant Year | Grant       | Funded Amount       | Drawn In Program Year | Drawn Thru Program Year |
|--------------|--------------|------------|-------------|---------------------|-----------------------|-------------------------|
| CDBG         | EN           | 2016       | B16UC060504 | \$190,800.00        | \$79,810.94           | \$79,810.94             |
| <b>Total</b> | <b>Total</b> |            |             | <b>\$190,800.00</b> | <b>\$79,810.94</b>    | <b>\$79,810.94</b>      |

**Proposed Accomplishments**

Housing Units : 20

**Actual Accomplishments**

Number assisted:

|  | Owner    |          | Renter   |          | Total    |          | Person   |          |
|--|----------|----------|----------|----------|----------|----------|----------|----------|
|  | Total    | Hispanic | Total    | Hispanic | Total    | Hispanic | Total    | Hispanic |
| White:   | 3        | 0        | 0        | 0        | 3        | 0        | 0        | 0        |
| Black/African American:                                  | 0        | 0        | 0        | 0        | 0        | 0        | 0        | 0        |
| Asian:   | 0        | 0        | 0        | 0        | 0        | 0        | 0        | 0        |
| American Indian/Alaskan Native:                          | 0        | 0        | 0        | 0        | 0        | 0        | 0        | 0        |
| Native Hawaiian/Other Pacific Islander:                  | 0        | 0        | 0        | 0        | 0        | 0        | 0        | 0        |
| American Indian/Alaskan Native & White:                  | 0        | 0        | 0        | 0        | 0        | 0        | 0        | 0        |
| Asian White:   | 0        | 0        | 0        | 0        | 0        | 0        | 0        | 0        |
| Black/African American & White:                          | 0        | 0        | 0        | 0        | 0        | 0        | 0        | 0        |
| American Indian/Alaskan Native & Black/African American: | 0        | 0        | 0        | 0        | 0        | 0        | 0        | 0        |
| Other multi-racial:                                      | 0        | 0        | 0        | 0        | 0        | 0        | 0        | 0        |
| Asian/Pacific Islander:                                  | 0        | 0        | 0        | 0        | 0        | 0        | 0        | 0        |
| Hispanic:  | 0        | 0        | 0        | 0        | 0        | 0        | 0        | 0        |
| <b>Total:</b>  | <b>3</b> | <b>0</b> | <b>0</b> | <b>0</b> | <b>3</b> | <b>0</b> | <b>0</b> | <b>0</b> |
| Female-headed Households:                                | 0        |          | 0        |          | 0        |          |          |          |



U.S. Department of Housing and Urban Development  
Office of Community Planning and Development  
Integrated Disbursement and Information System  
CDBG Activity Summary Report (GPR) for Program Year 2017  
ORANGE COUNTY

Date: 04-Sep-2018

Time: 12:06


Page: 86

*Income Category:*

|                  | <b>Owner</b> | <b>Renter</b> | <b>Total</b> | <b>Person</b> |
|------------------|--------------|---------------|--------------|---------------|
| Extremely Low    | 2            | 0             | 2            | 0             |
| Low Mod          | 0            | 0             | 0            | 0             |
| Moderate         | 1            | 0             | 1            | 0             |
| Non Low Moderate | 0            | 0             | 0            | 0             |
| Total            | 3            | 0             | 3            | 0             |
| Percent Low/Mod  | 100.0%       |               | 100.0%       |               |

**Annual Accomplishments**

| <b>Years</b> | <b>Accomplishment Narrative</b>  | <b># Benefiting</b> |
|--------------|--|---------------------|
| 2017         | <p>Funds will be used for rehabilitation of single family low/very-low income owner occupied residences. Improvements will include interior and exterior improvements to homes and mobile home units.</p> <p>1/1/18 - 3/31/18 - One single family home and one mobile home rehabilitation project was completed during this reporting period. cw 5/23/18</p> <p>4/1/18 - 6/30/18 - Contract has been extended through 12/31/18. One single family home was completed during this reporting period. cw 8/7/18</p> |                     |



U.S. Department of Housing and Urban Development  
 Office of Community Planning and Development  
 Integrated Disbursement and Information System  
 CDBG Activity Summary Report (GPR) for Program Year 2017  
 ORANGE COUNTY

Date: 04-Sep-2018  
 Time: 12:06  
 Page: 87

**PGM Year:** 2017  
**Project:** 0007 - Single-Family Housing Rehabilitation Program (Cypress)  
**IDIS Activity:** 2186 - City of Cypress SFR Rehabilitation

**Status:** Open  
**Location:** 10272 Tanforan Dr Cypress, CA 90630-4165  
**Objective:** Provide decent affordable housing  
**Outcome:** Availability/accessibility  
**Matrix Code:** Rehab; Single-Unit Residential (14A)      **National Objective:** LMH

**Initial Funding Date:** 12/28/2017

**Description:**

Funds will be used to support the Home Enhancement Program or HELP II, which provides forgivable loans up to \$20,000 to income eligible homeowners in order to assist them with home improvements.

**Financing**

|              | Fund Type    | Grant Year | Grant       | Funded Amount       | Drawn In Program Year | Drawn Thru Program Year |
|--------------|--------------|------------|-------------|---------------------|-----------------------|-------------------------|
| CDBG         | EN           | 2016       | B16UC060504 | \$116,747.50        | \$85,248.53           | \$85,248.53             |
|              | PI           |            |             | \$26,352.50         | \$26,352.50           | \$26,352.50             |
| <b>Total</b> | <b>Total</b> |            |             | <b>\$143,100.00</b> | <b>\$111,601.03</b>   | <b>\$111,601.03</b>     |

**Proposed Accomplishments**

Housing Units : 20

**Actual Accomplishments**

Number assisted:

|  | Owner    |          | Renter   |          | Total    |          | Person   |          |
|--|----------|----------|----------|----------|----------|----------|----------|----------|
|  | Total    | Hispanic | Total    | Hispanic | Total    | Hispanic | Total    | Hispanic |
| White:   | 2        | 0        | 0        | 0        | 2        | 0        | 0        | 0        |
| Black/African American:                                  | 0        | 0        | 0        | 0        | 0        | 0        | 0        | 0        |
| Asian:   | 2        | 0        | 0        | 0        | 2        | 0        | 0        | 0        |
| American Indian/Alaskan Native:                          | 0        | 0        | 0        | 0        | 0        | 0        | 0        | 0        |
| Native Hawaiian/Other Pacific Islander:                  | 0        | 0        | 0        | 0        | 0        | 0        | 0        | 0        |
| American Indian/Alaskan Native & White:                  | 0        | 0        | 0        | 0        | 0        | 0        | 0        | 0        |
| Asian White:   | 0        | 0        | 0        | 0        | 0        | 0        | 0        | 0        |
| Black/African American & White:                          | 0        | 0        | 0        | 0        | 0        | 0        | 0        | 0        |
| American Indian/Alaskan Native & Black/African American: | 0        | 0        | 0        | 0        | 0        | 0        | 0        | 0        |
| Other multi-racial:                                      | 0        | 0        | 0        | 0        | 0        | 0        | 0        | 0        |
| Asian/Pacific Islander:                                  | 0        | 0        | 0        | 0        | 0        | 0        | 0        | 0        |
| Hispanic:  | 0        | 0        | 0        | 0        | 0        | 0        | 0        | 0        |
| <b>Total:</b>  | <b>4</b> | <b>0</b> | <b>0</b> | <b>0</b> | <b>4</b> | <b>0</b> | <b>0</b> | <b>0</b> |



U.S. Department of Housing and Urban Development  
Office of Community Planning and Development  
Integrated Disbursement and Information System  
CDBG Activity Summary Report (GPR) for Program Year 2017  
ORANGE COUNTY

Date: 04-Sep-2018  
Time: 12:06  
Page: 88

Female-headed Households:

1                                  0                                  1

*Income Category:*

|                  | <b>Owner</b> | <b>Renter</b> | <b>Total</b> | <b>Person</b> |
|------------------|--------------|---------------|--------------|---------------|
| Extremely Low    | 2            | 0             | 2            | 0             |
| Low Mod          | 1            | 0             | 1            | 0             |
| Moderate         | 1            | 0             | 1            | 0             |
| Non Low Moderate | 0            | 0             | 0            | 0             |
| <b>Total</b>     | <b>4</b>     | <b>0</b>      | <b>4</b>     | <b>0</b>      |
| Percent Low/Mod  | 100.0%       |               | 100.0%       |               |

**Annual Accomplishments**

| <b>Years</b> | <b>Accomplishment Narrative</b>   | <b># Benefiting</b> |
|--------------|---|---------------------|
| 2017         | <p>Funds will be used to support the Home Enhancement Program or HELP II, which provides forgivable loans up to \$20,000 to income eligible homeowners in order to assist them with home improvements.</p> <p>For the period from 7/1/17 - 12/31/17 - The rehabilitation program is ongoing and several applicants are proceeding through the loan approval process. cw 3/15/18</p> <p>For the period from 1/1/18 - 2/28/18 - One income qualified household rehabilitation was completed. Specific improvements undertaken included (but were not limited to): window replacement, door replacement, garage door installation, ceiling repair, and smoke detector installation. cw 4/5/18</p> <p>For the period from 3/1/18 - 3/31/18 One income qualified household rehabilitation was completed. Specific improvements undertaken included (but not limited to): heating/air conditioner replacement and bathroom renovation. cw 5/3/18</p> <p>For the period from 4/1/18 - 5/31/18 - One income qualified household rehabilitation was completed. Specific improvements undertaken included (but were not limited to): roof replacement bathroom renovation, door replacement, rain gutters and water heater replacement.</p> <p>For the period from 6/1/18 - 6/30/18 - One income qualified household rehabilitation was completed. Specific improvements undertaken included (but were not limited to): roof replacement, electrical repair and termite extermination. Contract has been extended through 12/31/18. cw 8/3/18</p> |                     |



U.S. Department of Housing and Urban Development  
 Office of Community Planning and Development  
 Integrated Disbursement and Information System  
 CDBG Activity Summary Report (GPR) for Program Year 2017  
 ORANGE COUNTY

Date: 04-Sep-2018  
 Time: 12:06  
 Page: 89

**PGM Year:** 2017  
**Project:** 0017 - Fair Housing Education, Counseling and Enforcement (Urban County)  
**IDIS Activity:** 2187 - Fair Housing Education, Counseling and Enforcement

**Status:** Completed 8/30/2018 4:22:44 PM  
**Location:** ,  
**Objective:**  
**Outcome:**  
**Matrix Code:** Fair Housing Activities (subject to 20% Admin Cap) (21D)      **National Objective:**

**Initial Funding Date:** 12/28/2017

**Description:**

Funds will be used to provide fair housing education, 18 community events, counseling, enforcement, and landlordtenant counseling and updates to the AI.

**Financing**

|              | Fund Type    | Grant Year | Grant       | Funded Amount      | Drawn In Program Year | Drawn Thru Program Year |
|--------------|--------------|------------|-------------|--------------------|-----------------------|-------------------------|
| CDBG         | EN           | 2016       | B16UC060504 | \$50,000.00        | \$50,000.00           | \$50,000.00             |
| <b>Total</b> | <b>Total</b> |            |             | <b>\$50,000.00</b> | <b>\$50,000.00</b>    | <b>\$50,000.00</b>      |

**Proposed Accomplishments**

**Actual Accomplishments**

| <i>Number assisted:</i>                                  | <b>Owner</b> |          | <b>Renter</b> |          | <b>Total</b> |          | <b>Person</b> |          |
|--|--------------|----------|---------------|----------|--------------|----------|---------------|----------|
|  | Total        | Hispanic | Total         | Hispanic | Total        | Hispanic | Total         | Hispanic |
| White:   |              |          |               |          | 0            | 0        |               |          |
| Black/African American:                                  |              |          |               |          | 0            | 0        |               |          |
| Asian:   |              |          |               |          | 0            | 0        |               |          |
| American Indian/Alaskan Native:                          |              |          |               |          | 0            | 0        |               |          |
| Native Hawaiian/Other Pacific Islander:                  |              |          |               |          | 0            | 0        |               |          |
| American Indian/Alaskan Native & White:                  |              |          |               |          | 0            | 0        |               |          |
| Asian White:   |              |          |               |          | 0            | 0        |               |          |
| Black/African American & White:                          |              |          |               |          | 0            | 0        |               |          |
| American Indian/Alaskan Native & Black/African American: |              |          |               |          | 0            | 0        |               |          |
| Other multi-racial:                                      |              |          |               |          | 0            | 0        |               |          |
| Asian/Pacific Islander:                                  |              |          |               |          | 0            | 0        |               |          |
| Hispanic:  |              |          |               |          | 0            | 0        |               |          |
| <b>Total:</b>  | <b>0</b>     | <b>0</b> | <b>0</b>      | <b>0</b> | <b>0</b>     | <b>0</b> | <b>0</b>      | <b>0</b> |
| Female-headed Households:                                |              |          |               |          | 0            |          |               |          |

*Income Category:*

**Owner    Renter    Total    Person**



U.S. Department of Housing and Urban Development  
Office of Community Planning and Development  
Integrated Disbursement and Information System  
CDBG Activity Summary Report (GPR) for Program Year 2017  
ORANGE COUNTY

Date: 04-Sep-2018

Time: 12:06

Page: 90

|                  |   |   |   |   |
|------------------|---|---|---|---|
| Extremely Low    |   |   | 0 |   |
| Low Mod          |   |   | 0 |   |
| Moderate         |   |   | 0 |   |
| Non Low Moderate |   |   | 0 |   |
| Total            | 0 | 0 | 0 | 0 |
| Percent Low/Mod  |   |   |   |   |

**Annual Accomplishments**

No data returned for this view. This might be because the applied filter excludes all data.



U.S. Department of Housing and Urban Development  
 Office of Community Planning and Development  
 Integrated Disbursement and Information System  
 CDBG Activity Summary Report (GPR) for Program Year 2017  
 ORANGE COUNTY

Date: 04-Sep-2018  
 Time: 12:06  
 Page: 91

**PGM Year:** 2017  
**Project:** 0020 - Administration (Aliso Viejo)  
**IDIS Activity:** 2188 - City of Aliso Viejo Administration

**Status:** Open  
**Location:** ,  
**Objective:**  
**Outcome:**  
**Matrix Code:** General Program Administration (21A)      **National Objective:**

**Initial Funding Date:** 12/28/2017

**Description:**  
 Funds will be used for the Cities Administration of one project

**Financing**

|              | Fund Type    | Grant Year | Grant       | Funded Amount      | Drawn In Program Year | Drawn Thru Program Year |
|--------------|--------------|------------|-------------|--------------------|-----------------------|-------------------------|
| CDBG         | EN           | 2016       | B16UC060504 | \$22,461.00        | \$7,259.00            | \$7,259.00              |
| <b>Total</b> | <b>Total</b> |            |             | <b>\$22,461.00</b> | <b>\$7,259.00</b>     | <b>\$7,259.00</b>       |

**Proposed Accomplishments**

**Actual Accomplishments**

*Number assisted:*

|  | Owner    |          | Renter   |          | Total    |          | Person   |          |
|--|----------|----------|----------|----------|----------|----------|----------|----------|
|  | Total    | Hispanic | Total    | Hispanic | Total    | Hispanic | Total    | Hispanic |
| White:   |          |          |          |          | 0        | 0        |          |          |
| Black/African American:                                  |          |          |          |          | 0        | 0        |          |          |
| Asian:   |          |          |          |          | 0        | 0        |          |          |
| American Indian/Alaskan Native:                          |          |          |          |          | 0        | 0        |          |          |
| Native Hawaiian/Other Pacific Islander:                  |          |          |          |          | 0        | 0        |          |          |
| American Indian/Alaskan Native & White:                  |          |          |          |          | 0        | 0        |          |          |
| Asian White:   |          |          |          |          | 0        | 0        |          |          |
| Black/African American & White:                          |          |          |          |          | 0        | 0        |          |          |
| American Indian/Alaskan Native & Black/African American: |          |          |          |          | 0        | 0        |          |          |
| Other multi-racial:                                      |          |          |          |          | 0        | 0        |          |          |
| Asian/Pacific Islander:                                  |          |          |          |          | 0        | 0        |          |          |
| Hispanic:  |          |          |          |          | 0        | 0        |          |          |
| <b>Total:</b>  | <b>0</b> | <b>0</b> | <b>0</b> | <b>0</b> | <b>0</b> | <b>0</b> | <b>0</b> | <b>0</b> |
| Female-headed Households:                                |          |          |          |          | 0        |          |          |          |

*Income Category:*

**Owner    Renter    Total    Person**



U.S. Department of Housing and Urban Development  
Office of Community Planning and Development  
Integrated Disbursement and Information System  
CDBG Activity Summary Report (GPR) for Program Year 2017  
ORANGE COUNTY

Date: 04-Sep-2018

Time: 12:06

Page: 92

|                  |   |   |   |   |
|------------------|---|---|---|---|
| Extremely Low    |   |   | 0 |   |
| Low Mod          |   |   | 0 |   |
| Moderate         |   |   | 0 |   |
| Non Low Moderate |   |   | 0 |   |
| Total            | 0 | 0 | 0 | 0 |
| Percent Low/Mod  |   |   |   |   |

**Annual Accomplishments**

No data returned for this view. This might be because the applied filter excludes all data.





U.S. Department of Housing and Urban Development  
 Office of Community Planning and Development  
 Integrated Disbursement and Information System  
 CDBG Activity Summary Report (GPR) for Program Year 2017  
 ORANGE COUNTY

Date: 04-Sep-2018  
 Time: 12:06  
 Page: 93

**PGM Year:** 2017  
**Project:** 0023 - Administration (Placentia)  
**IDIS Activity:** 2189 - City of Placentia Admin

**Status:** Completed 8/30/2018 2:16:00 PM  
**Location:** ,

**Objective:**  
**Outcome:**  
**Matrix Code:** General Program Administration (21A)      **National Objective:**

**Initial Funding Date:** 12/28/2017

**Description:**  
 Funds will be used for the Cities Administration of 5 projects

**Financing**

|              | Fund Type    | Grant Year | Grant       | Funded Amount      | Drawn In Program Year | Drawn Thru Program Year |
|--------------|--------------|------------|-------------|--------------------|-----------------------|-------------------------|
| CDBG         | EN           | 2016       | B16UC060504 | \$40,479.00        | \$40,479.00           | \$40,479.00             |
| <b>Total</b> | <b>Total</b> |            |             | <b>\$40,479.00</b> | <b>\$40,479.00</b>    | <b>\$40,479.00</b>      |

**Proposed Accomplishments**

**Actual Accomplishments**

*Number assisted:*

|  | <b>Owner</b> |          | <b>Renter</b> |          | <b>Total</b> |          | <b>Person</b> |          |
|--|--------------|----------|---------------|----------|--------------|----------|---------------|----------|
|  | Total        | Hispanic | Total         | Hispanic | Total        | Hispanic | Total         | Hispanic |
| White:   |              |          |               |          | 0            | 0        |               |          |
| Black/African American:                                  |              |          |               |          | 0            | 0        |               |          |
| Asian:   |              |          |               |          | 0            | 0        |               |          |
| American Indian/Alaskan Native:                          |              |          |               |          | 0            | 0        |               |          |
| Native Hawaiian/Other Pacific Islander:                  |              |          |               |          | 0            | 0        |               |          |
| American Indian/Alaskan Native & White:                  |              |          |               |          | 0            | 0        |               |          |
| Asian White:   |              |          |               |          | 0            | 0        |               |          |
| Black/African American & White:                          |              |          |               |          | 0            | 0        |               |          |
| American Indian/Alaskan Native & Black/African American: |              |          |               |          | 0            | 0        |               |          |
| Other multi-racial:                                      |              |          |               |          | 0            | 0        |               |          |
| Asian/Pacific Islander:                                  |              |          |               |          | 0            | 0        |               |          |
| Hispanic:  |              |          |               |          | 0            | 0        |               |          |
| <b>Total:</b>  | <b>0</b>     | <b>0</b> | <b>0</b>      | <b>0</b> | <b>0</b>     | <b>0</b> | <b>0</b>      | <b>0</b> |
| Female-headed Households:                                |              |          |               |          | 0            |          |               |          |

*Income Category:*

|  | <b>Owner</b> | <b>Renter</b> | <b>Total</b> | <b>Person</b> |
|--|--------------|---------------|--------------|---------------|
|--|--------------|---------------|--------------|---------------|



U.S. Department of Housing and Urban Development  
Office of Community Planning and Development  
Integrated Disbursement and Information System  
CDBG Activity Summary Report (GPR) for Program Year 2017  
ORANGE COUNTY

Date: 04-Sep-2018

Time: 12:06

Page: 94

|                  |   |   |   |   |
|------------------|---|---|---|---|
| Extremely Low    |   |   | 0 |   |
| Low Mod          |   |   | 0 |   |
| Moderate         |   |   | 0 |   |
| Non Low Moderate |   |   | 0 |   |
| Total            | 0 | 0 | 0 | 0 |
| Percent Low/Mod  |   |   |   |   |

**Annual Accomplishments**

No data returned for this view. This might be because the applied filter excludes all data.



U.S. Department of Housing and Urban Development  
 Office of Community Planning and Development  
 Integrated Disbursement and Information System  
 CDBG Activity Summary Report (GPR) for Program Year 2017  
 ORANGE COUNTY

Date: 04-Sep-2018  
 Time: 12:06  
 Page: 95

**PGM Year:** 2017  
**Project:** 0030 - Administration (Yorba Linda)  
**IDIS Activity:** 2190 - City of Yorba Linda Admin

**Status:** Completed 8/30/2018 4:21:32 PM  
**Location:** ,

**Objective:**  
**Outcome:**  
**Matrix Code:** General Program Administration (21A)      **National Objective:**

**Initial Funding Date:** 12/28/2017

**Description:**  
 Funds will be used by the city of Yorba Linda for the Administration of 4 projects.

**Financing**

|              | Fund Type    | Grant Year | Grant       | Funded Amount      | Drawn In Program Year | Drawn Thru Program Year |
|--------------|--------------|------------|-------------|--------------------|-----------------------|-------------------------|
| CDBG         | EN           | 2016       | B16UC060504 | \$20,078.00        | \$20,078.00           | \$20,078.00             |
| <b>Total</b> | <b>Total</b> |            |             | <b>\$20,078.00</b> | <b>\$20,078.00</b>    | <b>\$20,078.00</b>      |

**Proposed Accomplishments**

**Actual Accomplishments**

*Number assisted:*

|  | <b>Owner</b> |          | <b>Renter</b> |          | <b>Total</b> |          | <b>Person</b> |          |
|--|--------------|----------|---------------|----------|--------------|----------|---------------|----------|
|  | Total        | Hispanic | Total         | Hispanic | Total        | Hispanic | Total         | Hispanic |
| White:   |              |          |               |          | 0            | 0        |               |          |
| Black/African American:                                  |              |          |               |          | 0            | 0        |               |          |
| Asian:   |              |          |               |          | 0            | 0        |               |          |
| American Indian/Alaskan Native:                          |              |          |               |          | 0            | 0        |               |          |
| Native Hawaiian/Other Pacific Islander:                  |              |          |               |          | 0            | 0        |               |          |
| American Indian/Alaskan Native & White:                  |              |          |               |          | 0            | 0        |               |          |
| Asian White:   |              |          |               |          | 0            | 0        |               |          |
| Black/African American & White:                          |              |          |               |          | 0            | 0        |               |          |
| American Indian/Alaskan Native & Black/African American: |              |          |               |          | 0            | 0        |               |          |
| Other multi-racial:                                      |              |          |               |          | 0            | 0        |               |          |
| Asian/Pacific Islander:                                  |              |          |               |          | 0            | 0        |               |          |
| Hispanic:  |              |          |               |          | 0            | 0        |               |          |
| <b>Total:</b>  | <b>0</b>     | <b>0</b> | <b>0</b>      | <b>0</b> | <b>0</b>     | <b>0</b> | <b>0</b>      | <b>0</b> |
| Female-headed Households:                                |              |          |               |          | 0            |          |               |          |

*Income Category:*

**Owner    Renter    Total    Person**



U.S. Department of Housing and Urban Development  
Office of Community Planning and Development  
Integrated Disbursement and Information System  
CDBG Activity Summary Report (GPR) for Program Year 2017  
ORANGE COUNTY

Date: 04-Sep-2018


Time: 12:06

Page: 96

|                  |   |   |   |   |
|------------------|---|---|---|---|
| Extremely Low    |   |   | 0 |   |
| Low Mod          |   |   | 0 |   |
| Moderate         |   |   | 0 |   |
| Non Low Moderate |   |   | 0 |   |
| Total            | 0 | 0 | 0 | 0 |
| Percent Low/Mod  |   |   |   |   |

**Annual Accomplishments**

No data returned for this view. This might be because the applied filter excludes all data.



U.S. Department of Housing and Urban Development  
 Office of Community Planning and Development  
 Integrated Disbursement and Information System  
 CDBG Activity Summary Report (GPR) for Program Year 2017  
 ORANGE COUNTY

Date: 04-Sep-2018  
 Time: 12:06  
 Page: 97

**PGM Year:** 2017  
**Project:** 0001 - County's Emergency Shelters (CDBG)  
**IDIS Activity:** 2192 - County's Homeless Shelters

**Status:** Completed 8/30/2018 4:37:22 PM  
**Location:** 1505 E 17th St Santa Ana, CA 92705-8520

**Objective:** Create suitable living environments  
**Outcome:** Availability/accessibility  
**Matrix Code:** Operating Costs of Homeless/AIDS Patients Programs (03T)      **National Objective:** LMC

**Initial Funding Date:** 12/28/2017

**Description:**

Funds will be used to provide essential services, operations, emergency shelter, showers and meals for homeless clients, rapid rehousing, data research and input and administration.

**Financing**

|              | Fund Type    | Grant Year | Grant       | Funded Amount       | Drawn In Program Year | Drawn Thru Program Year |
|--------------|--------------|------------|-------------|---------------------|-----------------------|-------------------------|
| CDBG         | EN           | 2016       | B16UC060504 | \$182,217.56        | \$182,217.56          | \$182,217.56            |
|              | PI           |            |             | \$1,716.44          | \$1,716.44            | \$1,716.44              |
| <b>Total</b> | <b>Total</b> |            |             | <b>\$183,934.00</b> | <b>\$183,934.00</b>   | <b>\$183,934.00</b>     |

**Proposed Accomplishments**

People (General) : 610

**Actual Accomplishments**

Number assisted:

|  | Owner    |          | Renter   |          | Total    |          | Person       |            |
|--|----------|----------|----------|----------|----------|----------|--------------|------------|
|  | Total    | Hispanic | Total    | Hispanic | Total    | Hispanic | Total        | Hispanic   |
| White:   | 0        | 0        | 0        | 0        | 0        | 0        | 706          | 140        |
| Black/African American:                                  | 0        | 0        | 0        | 0        | 0        | 0        | 162          | 2          |
| Asian:   | 0        | 0        | 0        | 0        | 0        | 0        | 45           | 0          |
| American Indian/Alaskan Native:                          | 0        | 0        | 0        | 0        | 0        | 0        | 215          | 193        |
| Native Hawaiian/Other Pacific Islander:                  | 0        | 0        | 0        | 0        | 0        | 0        | 14           | 2          |
| American Indian/Alaskan Native & White:                  | 0        | 0        | 0        | 0        | 0        | 0        | 16           | 11         |
| Asian White:   | 0        | 0        | 0        | 0        | 0        | 0        | 9            | 2          |
| Black/African American & White:                          | 0        | 0        | 0        | 0        | 0        | 0        | 10           | 3          |
| American Indian/Alaskan Native & Black/African American: | 0        | 0        | 0        | 0        | 0        | 0        | 8            | 1          |
| Other multi-racial:                                      | 0        | 0        | 0        | 0        | 0        | 0        | 123          | 84         |
| Asian/Pacific Islander:                                  | 0        | 0        | 0        | 0        | 0        | 0        | 0            | 0          |
| Hispanic:  | 0        | 0        | 0        | 0        | 0        | 0        | 0            | 0          |
| <b>Total:</b>  | <b>0</b> | <b>0</b> | <b>0</b> | <b>0</b> | <b>0</b> | <b>0</b> | <b>1,308</b> | <b>438</b> |

Female-headed Households: 0



U.S. Department of Housing and Urban Development  
Office of Community Planning and Development  
Integrated Disbursement and Information System  
CDBG Activity Summary Report (GPR) for Program Year 2017  
ORANGE COUNTY


Date: 04-Sep-2018  
Time: 12:06  
Page: 98

*Income Category:*

|                  | <b>Owner</b> | <b>Renter</b> | <b>Total</b> | <b>Person</b> |
|------------------|--------------|---------------|--------------|---------------|
| Extremely Low    | 0            | 0             | 0            | 1,308         |
| Low Mod          | 0            | 0             | 0            | 0             |
| Moderate         | 0            | 0             | 0            | 0             |
| Non Low Moderate | 0            | 0             | 0            | 0             |
| Total            | 0            | 0             | 0            | 1,308         |
| Percent Low/Mod  |              |               |              | 100.0%        |

**Annual Accomplishments**

| <b>Years</b> | <b>Accomplishment Narrative</b>  | <b># Benefitting</b> |
|--------------|--|----------------------|
| 2017         | <p>10/1/17 - 10/31/17 - Mercy House is preparing to open the shelter around October 30th. cw 5/2/18</p> <p>11/1/17 - 11/30/17 - The Santa Ana Armory Shelter Program opened on October 30, 2017. The Fullerton Armory will open on December 1, 2017. During the month of November the program provided shelter and services to 295 unduplicated individuals. The emergency shelter program offers meals, showers and beds, as well as rotating clinics and services that clients can access. cw 5/2/18</p> <p>12/1/17 - 12/30/17 - During the month of December, the program provided shelter and services to 433 unduplicated individuals. cw 5/2/18</p> <p>1/1/18 - 1/31/18 - During the month of January, the program provided shelter and services to 319 unduplicated individuals. cw 5/2/18</p> <p>2/1/18 - 2/28/18 (Final) - During the month of February, the program provided shelter and services to 221 unduplicated individuals. All funds have been expended. cw 5/2/18</p> <p>Closed out activity in IDIS cw 8/30/18</p> |                      |



U.S. Department of Housing and Urban Development  
 Office of Community Planning and Development  
 Integrated Disbursement and Information System  
 CDBG Activity Summary Report (GPR) for Program Year 2017  
 ORANGE COUNTY

Date: 04-Sep-2018  
 Time: 12:06  
 Page: 99

**PGM Year:** 2017  
**Project:** 0011 - Brea Senior Center Kitchen Improvements (Brea)  
**IDIS Activity:** 2193 - Brea Senior Center Kitchen Improvements

**Status:** Open  
**Location:** 500 Sievers Ave Brea, CA 92821-5357

**Objective:** Create suitable living environments  
**Outcome:** Availability/accessibility  
**Matrix Code:** Senior Centers (03A)

**National Objective:** LMC

**Initial Funding Date:** 12/29/2017

**Description:**  
 Funds will be used for many improvements so that it is more easily accessible, functional, safe, well ventilated, and is space efficient considering increasing demands.

**Financing**

|              | Fund Type    | Grant Year | Grant       | Funded Amount       | Drawn In Program Year | Drawn Thru Program Year |
|--------------|--------------|------------|-------------|---------------------|-----------------------|-------------------------|
| CDBG         | EN           | 2016       | B16UC060504 | \$53,326.91         | \$2,985.94            | \$2,985.94              |
|              |              | 2017       | B17UC060504 | \$158,673.09        | \$0.00                | \$0.00                  |
| <b>Total</b> | <b>Total</b> |            |             | <b>\$212,000.00</b> | <b>\$2,985.94</b>     | <b>\$2,985.94</b>       |


**Proposed Accomplishments**

Public Facilities : 4,950

**Actual Accomplishments**

Number assisted:

|  | Owner    |          | Renter   |          | Total    |          | Person   |          |
|--|----------|----------|----------|----------|----------|----------|----------|----------|
|  | Total    | Hispanic | Total    | Hispanic | Total    | Hispanic | Total    | Hispanic |
| White:   | 0        | 0        | 0        | 0        | 0        | 0        |          | 0        |
| Black/African American:                                  | 0        | 0        | 0        | 0        | 0        | 0        | 0        | 0        |
| Asian:   | 0        | 0        | 0        | 0        | 0        | 0        | 0        | 0        |
| American Indian/Alaskan Native:                          | 0        | 0        | 0        | 0        | 0        | 0        | 0        | 0        |
| Native Hawaiian/Other Pacific Islander:                  | 0        | 0        | 0        | 0        | 0        | 0        | 0        | 0        |
| American Indian/Alaskan Native & White:                  | 0        | 0        | 0        | 0        | 0        | 0        | 0        | 0        |
| Asian White:   | 0        | 0        | 0        | 0        | 0        | 0        | 0        | 0        |
| Black/African American & White:                          | 0        | 0        | 0        | 0        | 0        | 0        | 0        | 0        |
| American Indian/Alaskan Native & Black/African American: | 0        | 0        | 0        | 0        | 0        | 0        | 0        | 0        |
| Other multi-racial:                                      | 0        | 0        | 0        | 0        | 0        | 0        | 0        | 0        |
| Asian/Pacific Islander:                                  | 0        | 0        | 0        | 0        | 0        | 0        | 0        | 0        |
| Hispanic:  | 0        | 0        | 0        | 0        | 0        | 0        | 0        | 0        |
| <b>Total:</b>  | <b>0</b> | <b>0</b> | <b>0</b> | <b>0</b> | <b>0</b> | <b>0</b> | <b>0</b> | <b>0</b> |
| Female-headed Households:                                | 0        |          | 0        |          | 0        |          |          |          |



U.S. Department of Housing and Urban Development  
Office of Community Planning and Development  
Integrated Disbursement and Information System  
CDBG Activity Summary Report (GPR) for Program Year 2017  
ORANGE COUNTY

Date: 04-Sep-2018

Time: 12:06

Page: 100

*Income Category:*

|                  | <b>Owner</b> | <b>Renter</b> | <b>Total</b> | <b>Person</b> |
|------------------|--------------|---------------|--------------|---------------|
| Extremely Low    | 0            | 0             | 0            | 0             |
| Low Mod          | 0            | 0             | 0            | 0             |
| Moderate         | 0            | 0             | 0            | 0             |
| Non Low Moderate | 0            | 0             | 0            | 0             |
| Total            | 0            | 0             | 0            | 0             |
| Percent Low/Mod  |              |               |              |               |

**Annual Accomplishments**

| <b>Years</b> | <b>Accomplishment Narrative</b>  | <b># Benefitting</b> |
|--------------|--|----------------------|
| 2017         | Funds will be used for many improvements so that it is more easily accessible, functional, safe, well ventilated, and is space efficient considering increasing demands. |                      |





U.S. Department of Housing and Urban Development  
 Office of Community Planning and Development  
 Integrated Disbursement and Information System  
 CDBG Activity Summary Report (GPR) for Program Year 2017  
 ORANGE COUNTY

Date: 04-Sep-2018  
 Time: 12:06  
 Page: 101

**PGM Year:** 2017  
**Project:** 0012 - Pedestrian Accessibility Improvements Project Phase I (Laguna Woods)  
**IDIS Activity:** 2194 - Laguna Woods Pedestrian Improvements Phase I

**Status:** Open  
**Location:** 24264 El Toro Rd Laguna Woods, CA 92637-3488  
**Objective:** Create suitable living environments  
**Outcome:** Availability/accessibility  
**Matrix Code:** Sidewalks (03L) **National Objective:** LMA

**Initial Funding Date:** 12/29/2017

**Description:**

Funds will be used for reconstruction of curb ramps to comply with ADA requirements, sidewalk lifts and adjustments needed.

**Financing**


|              | Fund Type    | Grant Year | Grant       | Funded Amount       | Drawn In Program Year | Drawn Thru Program Year |
|--------------|--------------|------------|-------------|---------------------|-----------------------|-------------------------|
| CDBG         | EN           | 2017       | B17UC060504 | \$154,442.00        | \$0.00                | \$0.00                  |
| <b>Total</b> | <b>Total</b> |            |             | <b>\$154,442.00</b> | <b>\$0.00</b>         | <b>\$0.00</b>           |

**Proposed Accomplishments**

People (General) : 10,770  
 Total Population in Service Area: 15,395  
 Census Tract Percent Low / Mod: 69.96

**Annual Accomplishments**

| Years | Accomplishment Narrative   | # Benefiting |
|-------|--|--------------|
| 2017  | Funds will be used for the reconstruction of curp ramps to comply with ADA requirements, sidewalk lifts and adjustments needed on Moulton Parkway. |              |



U.S. Department of Housing and Urban Development  
 Office of Community Planning and Development  
 Integrated Disbursement and Information System  
 CDBG Activity Summary Report (GPR) for Program Year 2017  
 ORANGE COUNTY

Date: 04-Sep-2018  
 Time: 12:06  
 Page: 102

**PGM Year:** 2017  
**Project:** 0013 - Florence Sylvester Senior Center Improvements (Laguna Hills)  
**IDIS Activity:** 2195 - City of Laguna Hills - Florence Sylvester Memorial Senior Center

**Status:** Open      **Objective:** Create suitable living environments  
**Location:** 23721 Moulton Pkwy Laguna Hills, CA 92653-1913      **Outcome:** Availability/accessibility  
**Matrix Code:** Senior Centers (03A)      **National Objective:** LMC

**Initial Funding Date:** 12/29/2017

**Description:**

Funds will be used to rehabilitate the senior center, improvements to flooring and restroom improvements.

**Financing**

|              | Fund Type    | Grant Year | Grant       | Funded Amount       | Drawn In Program Year | Drawn Thru Program Year |
|--------------|--------------|------------|-------------|---------------------|-----------------------|-------------------------|
| CDBG         | EN           | 2017       | B17UC060504 | \$148,400.00        | \$1,458.62            | \$1,458.62              |
| <b>Total</b> | <b>Total</b> |            |             | <b>\$148,400.00</b> | <b>\$1,458.62</b>     | <b>\$1,458.62</b>       |

**Proposed Accomplishments**

Public Facilities : 5,045

**Actual Accomplishments**

*Number assisted:*

|  | <b>Owner</b> |          | <b>Renter</b> |          | <b>Total</b> |          | <b>Person</b> |          |
|--|--------------|----------|---------------|----------|--------------|----------|---------------|----------|
|  | Total        | Hispanic | Total         | Hispanic | Total        | Hispanic | Total         | Hispanic |
| White:   | 0            | 0        | 0             | 0        | 0            | 0        |               | 0        |
| Black/African American:                                  | 0            | 0        | 0             | 0        | 0            | 0        | 0             | 0        |
| Asian:   | 0            | 0        | 0             | 0        | 0            | 0        | 0             | 0        |
| American Indian/Alaskan Native:                          | 0            | 0        | 0             | 0        | 0            | 0        | 0             | 0        |
| Native Hawaiian/Other Pacific Islander:                  | 0            | 0        | 0             | 0        | 0            | 0        | 0             | 0        |
| American Indian/Alaskan Native & White:                  | 0            | 0        | 0             | 0        | 0            | 0        | 0             | 0        |
| Asian White:   | 0            | 0        | 0             | 0        | 0            | 0        | 0             | 0        |
| Black/African American & White:                          | 0            | 0        | 0             | 0        | 0            | 0        | 0             | 0        |
| American Indian/Alaskan Native & Black/African American: | 0            | 0        | 0             | 0        | 0            | 0        | 0             | 0        |
| Other multi-racial:                                      | 0            | 0        | 0             | 0        | 0            | 0        | 0             | 0        |
| Asian/Pacific Islander:                                  | 0            | 0        | 0             | 0        | 0            | 0        | 0             | 0        |
| Hispanic:  | 0            | 0        | 0             | 0        | 0            | 0        | 0             | 0        |
| <b>Total:</b>  | <b>0</b>     | <b>0</b> | <b>0</b>      | <b>0</b> | <b>0</b>     | <b>0</b> | <b>0</b>      | <b>0</b> |
| Female-headed Households:                                | 0            |          | 0             |          | 0            |          |               |          |



U.S. Department of Housing and Urban Development  
Office of Community Planning and Development  
Integrated Disbursement and Information System  
CDBG Activity Summary Report (GPR) for Program Year 2017  
ORANGE COUNTY

Date: 04-Sep-2018

Time: 12:06


Page: 103

*Income Category:*

|                  | <b>Owner</b> | <b>Renter</b> | <b>Total</b> | <b>Person</b> |
|------------------|--------------|---------------|--------------|---------------|
| Extremely Low    | 0            | 0             | 0            | 0             |
| Low Mod          | 0            | 0             | 0            | 0             |
| Moderate         | 0            | 0             | 0            | 0             |
| Non Low Moderate | 0            | 0             | 0            | 0             |
| Total            | 0            | 0             | 0            | 0             |
| Percent Low/Mod  |              |               |              |               |

**Annual Accomplishments**

| <b>Years</b> | <b>Accomplishment Narrative</b>   | <b># Benefitting</b> |
|--------------|---|----------------------|
| 2017         | Funds will be used to rehabilitate the senior center, improvements to flooring and restroom improvements. \$60,000 added from unallocated due to bid s higher |                      |



U.S. Department of Housing and Urban Development  
 Office of Community Planning and Development  
 Integrated Disbursement and Information System  
 CDBG Activity Summary Report (GPR) for Program Year 2017  
 ORANGE COUNTY

Date: 04-Sep-2018  
 Time: 12:06  
 Page: 104

**PGM Year:** 2017  
**Project:** 0014 - La Palma ADA Accessible Curb Ramps (La Palma)  
**IDIS Activity:** 2196 - City of La Palma ADA Access

**Status:** Open  
**Location:** 7822 Walker St La Palma, CA 90623-1721  
**Objective:** Create suitable living environments  
**Outcome:** Availability/accessibility  
**Matrix Code:** Sidewalks (03L) **National Objective:** LMC

**Initial Funding Date:** 12/29/2017

**Description:**  
 Funds will be used to remove barriers by installing 75 ADA compliant curb ramps.

**Financing**

|              | Fund Type    | Grant Year | Grant       | Funded Amount       | Drawn In Program Year | Drawn Thru Program Year |
|--------------|--------------|------------|-------------|---------------------|-----------------------|-------------------------|
| CDBG         | EN           | 2017       | B17UC060504 | \$286,200.00        | \$0.00                | \$0.00                  |
| <b>Total</b> | <b>Total</b> |            |             | <b>\$286,200.00</b> | <b>\$0.00</b>         | <b>\$0.00</b>           |


**Proposed Accomplishments**

People (General) : 15,892

**Actual Accomplishments**

*Number assisted:*

|  | Owner    |          | Renter   |          | Total    |          | Person   |          |
|--|----------|----------|----------|----------|----------|----------|----------|----------|
|  | Total    | Hispanic | Total    | Hispanic | Total    | Hispanic | Total    | Hispanic |
| White:   | 0        | 0        | 0        | 0        | 0        | 0        |          | 0        |
| Black/African American:                                  | 0        | 0        | 0        | 0        | 0        | 0        | 0        | 0        |
| Asian:   | 0        | 0        | 0        | 0        | 0        | 0        | 0        | 0        |
| American Indian/Alaskan Native:                          | 0        | 0        | 0        | 0        | 0        | 0        | 0        | 0        |
| Native Hawaiian/Other Pacific Islander:                  | 0        | 0        | 0        | 0        | 0        | 0        | 0        | 0        |
| American Indian/Alaskan Native & White:                  | 0        | 0        | 0        | 0        | 0        | 0        | 0        | 0        |
| Asian White:   | 0        | 0        | 0        | 0        | 0        | 0        | 0        | 0        |
| Black/African American & White:                          | 0        | 0        | 0        | 0        | 0        | 0        | 0        | 0        |
| American Indian/Alaskan Native & Black/African American: | 0        | 0        | 0        | 0        | 0        | 0        | 0        | 0        |
| Other multi-racial:                                      | 0        | 0        | 0        | 0        | 0        | 0        | 0        | 0        |
| Asian/Pacific Islander:                                  | 0        | 0        | 0        | 0        | 0        | 0        | 0        | 0        |
| Hispanic:  | 0        | 0        | 0        | 0        | 0        | 0        | 0        | 0        |
| <b>Total:</b>  | <b>0</b> | <b>0</b> | <b>0</b> | <b>0</b> | <b>0</b> | <b>0</b> | <b>0</b> | <b>0</b> |
| Female-headed Households:                                | 0        |          | 0        |          | 0        |          |          |          |



U.S. Department of Housing and Urban Development  
Office of Community Planning and Development  
Integrated Disbursement and Information System  
CDBG Activity Summary Report (GPR) for Program Year 2017  
ORANGE COUNTY

Date: 04-Sep-2018

Time: 12:06


Page: 105

*Income Category:*

|                  | <b>Owner</b> | <b>Renter</b> | <b>Total</b> | <b>Person</b> |
|------------------|--------------|---------------|--------------|---------------|
| Extremely Low    | 0            | 0             | 0            | 0             |
| Low Mod          | 0            | 0             | 0            | 0             |
| Moderate         | 0            | 0             | 0            | 0             |
| Non Low Moderate | 0            | 0             | 0            | 0             |
| Total            | 0            | 0             | 0            | 0             |
| Percent Low/Mod  |              |               |              |               |

**Annual Accomplishments**

| <b>Years</b> | <b>Accomplishment Narrative</b>  | <b># Benefitting</b> |
|--------------|--|----------------------|
| 2017         | Funds will be used to remove barriers by installing 75 ADA compliant curb ramps. |                      |



U.S. Department of Housing and Urban Development  
 Office of Community Planning and Development  
 Integrated Disbursement and Information System  
 CDBG Activity Summary Report (GPR) for Program Year 2017  
 ORANGE COUNTY

Date: 04-Sep-2018  
 Time: 12:06  
 Page: 106

**PGM Year:** 2017  
**Project:** 0015 - Cerritos Sidewalk Improvements Project (Los Alamitos)  
**IDIS Activity:** 2197 - City of Los Alamitos

**Status:** Completed 8/29/2018 5:51:18 PM  
**Location:** 3191 Katella Ave Los Alamitos, CA 90720-2335  
**Objective:** Create suitable living environments  
**Outcome:** Availability/accessibility  
**Matrix Code:** Sidewalks (03L) **National Objective:** LMC

**Initial Funding Date:** 01/02/2018

**Description:**

Funds will be used for sidewalk improvements and the addition of ADA ramps on the south side of Cerritos, 450 ft west of Chestnut to Coyote Creek Bridge.

**Financing**

|              | Fund Type    | Grant Year | Grant       | Funded Amount      | Drawn In Program Year | Drawn Thru Program Year |
|--------------|--------------|------------|-------------|--------------------|-----------------------|-------------------------|
| CDBG         | EN           | 2017       | B17UC060504 | \$73,162.42        | \$73,072.08           | \$73,072.08             |
| <b>Total</b> | <b>Total</b> |            |             | <b>\$73,162.42</b> | <b>\$73,072.08</b>    | <b>\$73,072.08</b>      |


**Proposed Accomplishments**

People (General) : 519

**Actual Accomplishments**

*Number assisted:*

|  | Owner    |          | Renter   |          | Total    |          | Person     |          |
|--|----------|----------|----------|----------|----------|----------|------------|----------|
|  | Total    | Hispanic | Total    | Hispanic | Total    | Hispanic | Total      | Hispanic |
| White:   | 0        | 0        | 0        | 0        | 0        | 0        | 576        | 0        |
| Black/African American:                                  | 0        | 0        | 0        | 0        | 0        | 0        | 32         | 0        |
| Asian:   | 0        | 0        | 0        | 0        | 0        | 0        | 103        | 0        |
| American Indian/Alaskan Native:                          | 0        | 0        | 0        | 0        | 0        | 0        | 4          | 0        |
| Native Hawaiian/Other Pacific Islander:                  | 0        | 0        | 0        | 0        | 0        | 0        | 0          | 0        |
| American Indian/Alaskan Native & White:                  | 0        | 0        | 0        | 0        | 0        | 0        | 0          | 0        |
| Asian White:   | 0        | 0        | 0        | 0        | 0        | 0        | 0          | 0        |
| Black/African American & White:                          | 0        | 0        | 0        | 0        | 0        | 0        | 0          | 0        |
| American Indian/Alaskan Native & Black/African American: | 0        | 0        | 0        | 0        | 0        | 0        | 0          | 0        |
| Other multi-racial:                                      | 0        | 0        | 0        | 0        | 0        | 0        | 109        | 0        |
| Asian/Pacific Islander:                                  | 0        | 0        | 0        | 0        | 0        | 0        | 0          | 0        |
| Hispanic:  | 0        | 0        | 0        | 0        | 0        | 0        | 0          | 0        |
| <b>Total:</b>  | <b>0</b> | <b>0</b> | <b>0</b> | <b>0</b> | <b>0</b> | <b>0</b> | <b>824</b> | <b>0</b> |
| Female-headed Households:                                | 0        |          | 0        |          | 0        |          |            |          |



U.S. Department of Housing and Urban Development  
Office of Community Planning and Development  
Integrated Disbursement and Information System  
CDBG Activity Summary Report (GPR) for Program Year 2017  
ORANGE COUNTY


Date: 04-Sep-2018  
Time: 12:06  
Page: 107

*Income Category:*

|                  | <b>Owner</b> | <b>Renter</b> | <b>Total</b> | <b>Person</b> |
|------------------|--------------|---------------|--------------|---------------|
| Extremely Low    | 0            | 0             | 0            | 98            |
| Low Mod          | 0            | 0             | 0            | 65            |
| Moderate         | 0            | 0             | 0            | 197           |
| Non Low Moderate | 0            | 0             | 0            | 464           |
| Total            | 0            | 0             | 0            | 824           |
| Percent Low/Mod  |              |               |              | 43.7%         |

**Annual Accomplishments**

| <b>Years</b> | <b>Accomplishment Narrative</b>   | <b># Benefitting</b> |
|--------------|---|----------------------|
| 2017         | <p>The City has been fortunate to have decent, safe and sanitary multi-tenant residential areas due to the City's ability to keep the area free from physical blight. However, with the Federal mandate for the elimination of discrimination against individuals with disabilities, Congress emphasized that ADA regulations seek to dispel stereotypes and assumptions about disabilities and to assure equality of opportunity, full participation, independent living, and economic self-sufficiency for people with disabilities. The repair of these sidewalks will add to the livability of the City for not only residents of all ages but especially for seniors and persons with disabilities if the accessibility in these areas is improved.</p> <p>7/1/17 - 6/30/18 - Completed 537 feet of concrete sidewalk with ADA ramps. cw 8/27/18</p> |                      |



U.S. Department of Housing and Urban Development  
 Office of Community Planning and Development  
 Integrated Disbursement and Information System  
 CDBG Activity Summary Report (GPR) for Program Year 2017  
 ORANGE COUNTY

Date: 04-Sep-2018  
 Time: 12:06  
 Page: 108

**PGM Year:** 2017  
**Project:** 0022 - 2017 CDBG Curb Ramps Project (PF&I) (Aliso Viejo)  
**IDIS Activity:** 2198 - City of Aliso Viejo(Metro) Curb Ramps

**Status:** Open      **Objective:** Create suitable living environments  
**Location:** 12 Journey Ste 100 Suite 100 Aliso Viejo, CA 92656-5335      **Outcome:** Availability/accessibility  
**Matrix Code:** Street Improvements (03K)      **National Objective:** LMC

**Initial Funding Date:** 12/29/2017

**Description:**  
 The City of Aliso Viejo will use CDBG funds for two activities.  
 The approved activities they have chosen to provide is their Design for ADA Improvements at the Aliso Viejo Ranch Project and Citywide ADA Push-Button Stations Project.

**Financing**

|              | Fund Type    | Grant Year | Grant       | Funded Amount       | Drawn In Program Year | Drawn Thru Program Year |
|--------------|--------------|------------|-------------|---------------------|-----------------------|-------------------------|
| CDBG         | EN           | 2017       | B17UC060504 | \$179,696.00        | \$166,135.00          | \$166,135.00            |
| <b>Total</b> | <b>Total</b> |            |             | <b>\$179,696.00</b> | <b>\$166,135.00</b>   | <b>\$166,135.00</b>     |

**Proposed Accomplishments**


People (General) : 14,941

**Actual Accomplishments**

Number assisted:

|  | Owner    |          | Renter   |          | Total    |          | Person        |              |
|--|----------|----------|----------|----------|----------|----------|---------------|--------------|
|  | Total    | Hispanic | Total    | Hispanic | Total    | Hispanic | Total         | Hispanic     |
| White:   | 0        | 0        | 0        | 0        | 0        | 0        | 12,606        | 2,044        |
| Black/African American:                                  | 0        | 0        | 0        | 0        | 0        | 0        | 330           | 0            |
| Asian:   | 0        | 0        | 0        | 0        | 0        | 0        | 2,005         | 0            |
| American Indian/Alaskan Native:                          | 0        | 0        | 0        | 0        | 0        | 0        | 0             | 0            |
| Native Hawaiian/Other Pacific Islander:                  | 0        | 0        | 0        | 0        | 0        | 0        | 0             | 0            |
| American Indian/Alaskan Native & White:                  | 0        | 0        | 0        | 0        | 0        | 0        | 0             | 0            |
| Asian White:   | 0        | 0        | 0        | 0        | 0        | 0        | 0             | 0            |
| Black/African American & White:                          | 0        | 0        | 0        | 0        | 0        | 0        | 0             | 0            |
| American Indian/Alaskan Native & Black/African American: | 0        | 0        | 0        | 0        | 0        | 0        | 0             | 0            |
| Other multi-racial:                                      | 0        | 0        | 0        | 0        | 0        | 0        | 0             | 0            |
| Asian/Pacific Islander:                                  | 0        | 0        | 0        | 0        | 0        | 0        | 0             | 0            |
| Hispanic:  | 0        | 0        | 0        | 0        | 0        | 0        | 0             | 0            |
| <b>Total:</b>  | <b>0</b> | <b>0</b> | <b>0</b> | <b>0</b> | <b>0</b> | <b>0</b> | <b>14,941</b> | <b>2,044</b> |
| Female-headed Households:                                | 0        |          | 0        |          | 0        |          |               |              |





U.S. Department of Housing and Urban Development  
 Office of Community Planning and Development  
 Integrated Disbursement and Information System  
 CDBG Activity Summary Report (GPR) for Program Year 2017  
 ORANGE COUNTY


Date: 04-Sep-2018  
 Time: 12:06  
 Page: 109

*Income Category:*

|                  | <b>Owner</b> | <b>Renter</b> | <b>Total</b> | <b>Person</b> |
|------------------|--------------|---------------|--------------|---------------|
| Extremely Low    | 0            | 0             | 0            | 970           |
| Low Mod          | 0            | 0             | 0            | 0             |
| Moderate         | 0            | 0             | 0            | 0             |
| Non Low Moderate | 0            | 0             | 0            | 13,971        |
| Total            | 0            | 0             | 0            | 14,941        |
| Percent Low/Mod  |              |               |              | 6.5%          |

**Annual Accomplishments**

| <b>Years</b> | <b>Accomplishment Narrative</b>  | <b># Benefiting</b> |
|--------------|--|---------------------|
| 2017         | <p>The City of Aliso Viejo will use CDBG funds for two activities. The approved activities they have chosen to provide is their Design for ADA Improvements at the Aliso Viejo Ranch Project and Citywide ADA Push-Button Stations Project.</p> <p>For the period from 7/1/17 - 12/31/17 - 46% of design work related to the ADA Improvements at the Ranch have been completed. cw 4/5/18</p> <p>For the period from 1/1/18 - 3/31/18 - 62% of the design work related to the ADA improvements at the Ranch have been completed. cw 6/6/18</p> |                     |



U.S. Department of Housing and Urban Development  
 Office of Community Planning and Development  
 Integrated Disbursement and Information System  
 CDBG Activity Summary Report (GPR) for Program Year 2017  
 ORANGE COUNTY

Date: 04-Sep-2018  
 Time: 12:06  
 Page: 110

**PGM Year:** 2017  
**Project:** 0010 - Year Round Emergency Shelter(County of Orange)  
**IDIS Activity:** 2199 - Year Round Emergency Shelter

**Status:** Open  
**Location:** 1000 N Kraemer Pl Anaheim, CA 92806-2610  
**Objective:** Create suitable living environments  
**Outcome:** Availability/accessibility  
**Matrix Code:** Homeless Facilities (not operating costs) (03C) **National Objective:** LMC

**Initial Funding Date:** 12/29/2017

**Description:**

Funds will be used for the acquisition/rehabilitation and/or new construction of regional low threshold year round emergency shelter and multi-service center. 500,000 from unallocated.

**Financing**

|              | Fund Type    | Grant Year | Grant       | Funded Amount         | Drawn In Program Year | Drawn Thru Program Year |
|--------------|--------------|------------|-------------|-----------------------|-----------------------|-------------------------|
| CDBG         | EN           | 2016       | B16UC060504 | \$797,363.39          | \$797,363.39          | \$797,363.39            |
|              |              | 2017       | B17UC060504 | \$888,217.37          | \$785,305.86          | \$785,305.86            |
| <b>Total</b> | <b>Total</b> |            |             | <b>\$1,685,580.76</b> | <b>\$1,582,669.25</b> | <b>\$1,582,669.25</b>   |

**Proposed Accomplishments**

Public Facilities : 2,500

**Actual Accomplishments**

Number assisted:

|  | Owner    |          | Renter   |          | Total    |          | Person   |          |
|--|----------|----------|----------|----------|----------|----------|----------|----------|
|  | Total    | Hispanic | Total    | Hispanic | Total    | Hispanic | Total    | Hispanic |
| White:   | 0        | 0        | 0        | 0        | 0        | 0        | 0        | 0        |
| Black/African American:                                  | 0        | 0        | 0        | 0        | 0        | 0        | 0        | 0        |
| Asian:   | 0        | 0        | 0        | 0        | 0        | 0        | 0        | 0        |
| American Indian/Alaskan Native:                          | 0        | 0        | 0        | 0        | 0        | 0        | 0        | 0        |
| Native Hawaiian/Other Pacific Islander:                  | 0        | 0        | 0        | 0        | 0        | 0        | 0        | 0        |
| American Indian/Alaskan Native & White:                  | 0        | 0        | 0        | 0        | 0        | 0        | 0        | 0        |
| Asian White:   | 0        | 0        | 0        | 0        | 0        | 0        | 0        | 0        |
| Black/African American & White:                          | 0        | 0        | 0        | 0        | 0        | 0        | 0        | 0        |
| American Indian/Alaskan Native & Black/African American: | 0        | 0        | 0        | 0        | 0        | 0        | 0        | 0        |
| Other multi-racial:                                      | 0        | 0        | 0        | 0        | 0        | 0        | 0        | 0        |
| Asian/Pacific Islander:                                  | 0        | 0        | 0        | 0        | 0        | 0        | 0        | 0        |
| Hispanic:  | 0        | 0        | 0        | 0        | 0        | 0        | 0        | 0        |
| <b>Total:</b>  | <b>0</b> | <b>0</b> | <b>0</b> | <b>0</b> | <b>0</b> | <b>0</b> | <b>0</b> | <b>0</b> |



U.S. Department of Housing and Urban Development  
Office of Community Planning and Development  
Integrated Disbursement and Information System  
CDBG Activity Summary Report (GPR) for Program Year 2017  
ORANGE COUNTY

Date: 04-Sep-2018

Time: 12:06

Page: 111

Female-headed Households:

0 0 0


*Income Category:*

|                  | <b>Owner</b> | <b>Renter</b> | <b>Total</b> | <b>Person</b> |
|------------------|--------------|---------------|--------------|---------------|
| Extremely Low    | 0            | 0             | 0            | 0             |
| Low Mod          | 0            | 0             | 0            | 0             |
| Moderate         | 0            | 0             | 0            | 0             |
| Non Low Moderate | 0            | 0             | 0            | 0             |
| Total            | 0            | 0             | 0            | 0             |

Percent Low/Mod

**Annual Accomplishments**

No data returned for this view. This might be because the applied filter excludes all data.



U.S. Department of Housing and Urban Development  
 Office of Community Planning and Development  
 Integrated Disbursement and Information System  
 CDBG Activity Summary Report (GPR) for Program Year 2017  
 ORANGE COUNTY

Date: 04-Sep-2018  
 Time: 12:06  
 Page: 112

**PGM Year:** 2017  
**Project:** 0025 - Neighborhood Services (Placentia) PS  
**IDIS Activity:** 2200 - Placentia Neighborhood Services PS

**Status:** Completed 8/29/2018 5:08:59 PM  
**Location:** 401 E Chapman Ave Placentia, CA 92870-6101

**Objective:** Create suitable living environments  
**Outcome:** Availability/accessibility  
**Matrix Code:** Other Public Services Not Listed in 05A-05Y, 03T (05Z)      **National Objective:** LMC

**Initial Funding Date:** 12/29/2017

**Description:**

City of Placentia Public Services Neighborhood Services - Funds will be used for the operations and support staff on the Neighborhood Services Division for various food distribution programs and coordinating services for low income residents.

**Financing**

|              | Fund Type    | Grant Year | Grant       | Funded Amount      | Drawn In Program Year | Drawn Thru Program Year |
|--------------|--------------|------------|-------------|--------------------|-----------------------|-------------------------|
| CDBG         | EN           | 2017       | B17UC060504 | \$20,710.00        | \$20,710.00           | \$20,710.00             |
| <b>Total</b> | <b>Total</b> |            |             | <b>\$20,710.00</b> | <b>\$20,710.00</b>    | <b>\$20,710.00</b>      |

**Proposed Accomplishments**

People (General) : 800

**Actual Accomplishments**

Number assisted:

|  | Owner    |          | Renter   |          | Total    |          | Person       |          |
|--|----------|----------|----------|----------|----------|----------|--------------|----------|
|  | Total    | Hispanic | Total    | Hispanic | Total    | Hispanic | Total        | Hispanic |
| White:   | 0        | 0        | 0        | 0        | 0        | 0        | 4,057        | 0        |
| Black/African American:                                  | 0        | 0        | 0        | 0        | 0        | 0        | 50           | 0        |
| Asian:   | 0        | 0        | 0        | 0        | 0        | 0        | 846          | 0        |
| American Indian/Alaskan Native:                          | 0        | 0        | 0        | 0        | 0        | 0        | 0            | 0        |
| Native Hawaiian/Other Pacific Islander:                  | 0        | 0        | 0        | 0        | 0        | 0        | 23           | 0        |
| American Indian/Alaskan Native & White:                  | 0        | 0        | 0        | 0        | 0        | 0        | 0            | 0        |
| Asian White:   | 0        | 0        | 0        | 0        | 0        | 0        | 0            | 0        |
| Black/African American & White:                          | 0        | 0        | 0        | 0        | 0        | 0        | 0            | 0        |
| American Indian/Alaskan Native & Black/African American: | 0        | 0        | 0        | 0        | 0        | 0        | 0            | 0        |
| Other multi-racial:                                      | 0        | 0        | 0        | 0        | 0        | 0        | 0            | 0        |
| Asian/Pacific Islander:                                  | 0        | 0        | 0        | 0        | 0        | 0        | 0            | 0        |
| Hispanic:  | 0        | 0        | 0        | 0        | 0        | 0        | 0            | 0        |
| <b>Total:</b>  | <b>0</b> | <b>0</b> | <b>0</b> | <b>0</b> | <b>0</b> | <b>0</b> | <b>4,976</b> | <b>0</b> |
| Female-headed Households:                                | 0        |          | 0        |          | 0        |          |              |          |



U.S. Department of Housing and Urban Development  
Office of Community Planning and Development  
Integrated Disbursement and Information System  
CDBG Activity Summary Report (GPR) for Program Year 2017  
ORANGE COUNTY

Date: 04-Sep-2018

Time: 12:06

Page: 113

*Income Category:*

|                  | <b>Owner</b> | <b>Renter</b> | <b>Total</b> | <b>Person</b> |
|------------------|--------------|---------------|--------------|---------------|
| Extremely Low    | 0            | 0             | 0            | 990           |
| Low Mod          | 0            | 0             | 0            | 1,986         |
| Moderate         | 0            | 0             | 0            | 2,000         |
| Non Low Moderate | 0            | 0             | 0            | 0             |
| Total            | 0            | 0             | 0            | 4,976         |
| Percent Low/Mod  |              |               |              | 100.0%        |

**Annual Accomplishments**

| <b>Years</b> | <b>Accomplishment Narrative</b>  | <b># Benefiting</b> |
|--------------|--|---------------------|
| 2018         | For the period from 7/1/17 - 6/30/18 (Final) - Funds have been used toward the operations and support staff for Neighborhood Services Division for various food programs and health service referrals assisting 4,976 low income persons. cw 8/29/18 |                     |



U.S. Department of Housing and Urban Development  
 Office of Community Planning and Development  
 Integrated Disbursement and Information System  
 CDBG Activity Summary Report (GPR) for Program Year 2017  
 ORANGE COUNTY

Date: 04-Sep-2018  
 Time: 12:06  
 Page: 114

**PGM Year:** 2017  
**Project:** 0026 - Senior Services (Placentia) PS  
**IDIS Activity:** 2201 - Placentia Senior Services PS

**Status:** Completed 8/29/2018 4:55:19 PM  
**Location:** 401 E Chapman Ave Placentia, CA 92870-6101

**Objective:** Create suitable living environments  
**Outcome:** Availability/accessibility  
**Matrix Code:** Senior Services (05A)

**National Objective:** LMC

**Initial Funding Date:** 12/29/2017

**Description:**  
 Senior Services (Lunch Program)

**Financing**

|              | Fund Type    | Grant Year | Grant       | Funded Amount      | Drawn In Program Year | Drawn Thru Program Year |
|--------------|--------------|------------|-------------|--------------------|-----------------------|-------------------------|
| CDBG         | EN           | 2017       | B17UC060504 | \$40,000.00        | \$40,000.00           | \$40,000.00             |
| <b>Total</b> | <b>Total</b> |            |             | <b>\$40,000.00</b> | <b>\$40,000.00</b>    | <b>\$40,000.00</b>      |

**Proposed Accomplishments**

People (General) : 450

**Actual Accomplishments**

*Number assisted:*

|  | <b>Owner</b> |          | <b>Renter</b> |          | <b>Total</b> |          | <b>Person</b> |          |
|--|--------------|----------|---------------|----------|--------------|----------|---------------|----------|
|  | Total        | Hispanic | Total         | Hispanic | Total        | Hispanic | Total         | Hispanic |
| White:   | 0            | 0        | 0             | 0        | 0            | 0        | 958           | 0        |
| Black/African American:                                  | 0            | 0        | 0             | 0        | 0            | 0        | 9             | 0        |
| Asian:   | 0            | 0        | 0             | 0        | 0            | 0        | 195           | 0        |
| American Indian/Alaskan Native:                          | 0            | 0        | 0             | 0        | 0            | 0        | 0             | 0        |
| Native Hawaiian/Other Pacific Islander:                  | 0            | 0        | 0             | 0        | 0            | 0        | 0             | 0        |
| American Indian/Alaskan Native & White:                  | 0            | 0        | 0             | 0        | 0            | 0        | 0             | 0        |
| Asian White:   | 0            | 0        | 0             | 0        | 0            | 0        | 0             | 0        |
| Black/African American & White:                          | 0            | 0        | 0             | 0        | 0            | 0        | 0             | 0        |
| American Indian/Alaskan Native & Black/African American: | 0            | 0        | 0             | 0        | 0            | 0        | 0             | 0        |
| Other multi-racial:                                      | 0            | 0        | 0             | 0        | 0            | 0        | 38            | 0        |
| Asian/Pacific Islander:                                  | 0            | 0        | 0             | 0        | 0            | 0        | 0             | 0        |
| Hispanic:  | 0            | 0        | 0             | 0        | 0            | 0        | 0             | 0        |
| <b>Total:</b>  | <b>0</b>     | <b>0</b> | <b>0</b>      | <b>0</b> | <b>0</b>     | <b>0</b> | <b>1,200</b>  | <b>0</b> |
| Female-headed Households:                                | 0            |          | 0             |          | 0            |          |               |          |



U.S. Department of Housing and Urban Development  
Office of Community Planning and Development  
Integrated Disbursement and Information System  
CDBG Activity Summary Report (GPR) for Program Year 2017  
ORANGE COUNTY

Date: 04-Sep-2018

Time: 12:06

Page: 115

*Income Category:*

|                  | <b>Owner</b> | <b>Renter</b> | <b>Total</b> | <b>Person</b> |
|------------------|--------------|---------------|--------------|---------------|
| Extremely Low    | 0            | 0             | 0            | 120           |
| Low Mod          | 0            | 0             | 0            | 360           |
| Moderate         | 0            | 0             | 0            | 720           |
| Non Low Moderate | 0            | 0             | 0            | 0             |
| Total            | 0            | 0             | 0            | 1,200         |
| Percent Low/Mod  |              |               |              | 100.0%        |

**Annual Accomplishments**

| <b>Years</b> | <b>Accomplishment Narrative</b>   | <b># Benefitting</b> |
|--------------|---|----------------------|
| 2017         | 7/1/17 - 6/30/18 (Final) - Funds were used for the senior lunch program which served 1200 older adults. The City currently partners with the Community Senior Serv to provide nutritional meals to older adults ages 60 and over. |                      |



U.S. Department of Housing and Urban Development  
 Office of Community Planning and Development  
 Integrated Disbursement and Information System  
 CDBG Activity Summary Report (GPR) for Program Year 2017  
 ORANGE COUNTY

Date: 04-Sep-2018  
 Time: 12:06  
 Page: 116

**PGM Year:** 2017  
**Project:** 0027 - Pedestrian Accessibility Improvements Phase IV (Placentia)  
**IDIS Activity:** 2202 - Placentia Pedestrian Improvements - PF&I

**Status:** Completed 8/29/2018 4:49:46 PM      **Objective:** Create suitable living environments  
**Location:** 401 E Chapman Ave Placentia, CA 92870-6101      **Outcome:** Availability/accessibility  
**Matrix Code:** Sidewalks (03L)      **National Objective:** LMC

**Initial Funding Date:** 12/29/2017

**Description:**

Funds will be used by installing 5 ADA compliant curb ramps, 5,570 square feet of sidewalk, 120 linear feet of curb and gutter.

**Financing**

|              | Fund Type    | Grant Year | Grant       | Funded Amount      | Drawn In Program Year | Drawn Thru Program Year |
|--------------|--------------|------------|-------------|--------------------|-----------------------|-------------------------|
| CDBG         | EN           | 2017       | B17UC060504 | \$68,565.00        | \$68,565.00           | \$68,565.00             |
| <b>Total</b> | <b>Total</b> |            |             | <b>\$68,565.00</b> | <b>\$68,565.00</b>    | <b>\$68,565.00</b>      |

**Proposed Accomplishments**

People (General) : 8,600

**Actual Accomplishments**

*Number assisted:*

|  | <b>Owner</b> |          | <b>Renter</b> |          | <b>Total</b> |          | <b>Person</b> |          |
|--|--------------|----------|---------------|----------|--------------|----------|---------------|----------|
|  | Total        | Hispanic | Total         | Hispanic | Total        | Hispanic | Total         | Hispanic |
| White:   | 0            | 0        | 0             | 0        | 0            | 0        | 12,213        | 0        |
| Black/African American:                                  | 0            | 0        | 0             | 0        | 0            | 0        | 186           | 0        |
| Asian:   | 0            | 0        | 0             | 0        | 0            | 0        | 2,666         | 0        |
| American Indian/Alaskan Native:                          | 0            | 0        | 0             | 0        | 0            | 0        | 8             | 0        |
| Native Hawaiian/Other Pacific Islander:                  | 0            | 0        | 0             | 0        | 0            | 0        | 9             | 0        |
| American Indian/Alaskan Native & White:                  | 0            | 0        | 0             | 0        | 0            | 0        | 0             | 0        |
| Asian White:   | 0            | 0        | 0             | 0        | 0            | 0        | 0             | 0        |
| Black/African American & White:                          | 0            | 0        | 0             | 0        | 0            | 0        | 0             | 0        |
| American Indian/Alaskan Native & Black/African American: | 0            | 0        | 0             | 0        | 0            | 0        | 0             | 0        |
| Other multi-racial:                                      | 0            | 0        | 0             | 0        | 0            | 0        | 418           | 0        |
| Asian/Pacific Islander:                                  | 0            | 0        | 0             | 0        | 0            | 0        | 0             | 0        |
| Hispanic:  | 0            | 0        | 0             | 0        | 0            | 0        | 0             | 0        |
| <b>Total:</b>  | <b>0</b>     | <b>0</b> | <b>0</b>      | <b>0</b> | <b>0</b>     | <b>0</b> | <b>15,500</b> | <b>0</b> |
| Female-headed Households:                                | 0            |          | 0             |          | 0            |          |               |          |





U.S. Department of Housing and Urban Development  
Office of Community Planning and Development  
Integrated Disbursement and Information System  
CDBG Activity Summary Report (GPR) for Program Year 2017  
ORANGE COUNTY

Date: 04-Sep-2018

Time: 12:06

Page: 117

*Income Category:*

|                  | <b>Owner</b> | <b>Renter</b> | <b>Total</b> | <b>Person</b> |
|------------------|--------------|---------------|--------------|---------------|
| Extremely Low    | 0            | 0             | 0            | 0             |
| Low Mod          | 0            | 0             | 0            | 15,500        |
| Moderate         | 0            | 0             | 0            | 0             |
| Non Low Moderate | 0            | 0             | 0            | 0             |
| Total            | 0            | 0             | 0            | 15,500        |
| Percent Low/Mod  |              |               |              | 100.0%        |

**Annual Accomplishments**

| <b>Years</b> | <b>Accomplishment Narrative</b>   | <b># Benefitting</b> |
|--------------|---|----------------------|
| 2017         | 7/1/17 - 6/30/18 (Final) - On March 20, 2018 City Council awarded a contract for the project. A notice of completion was issued on July 10, 2018. The project is complete and all funds allocated to the project was exhausted prior to the June 30, 2018 contract date. cw 8/27/18 |                      |



U.S. Department of Housing and Urban Development  
 Office of Community Planning and Development  
 Integrated Disbursement and Information System  
 CDBG Activity Summary Report (GPR) for Program Year 2017  
 ORANGE COUNTY

Date: 04-Sep-2018  
 Time: 12:06  
 Page: 118

**PGM Year:** 2017  
**Project:** 0028 - Neighborhood Facility Improvement PF&I (Placentia)  
**IDIS Activity:** 2203 - Placentia Neighborhood Facility Improvements

**Status:** Open  
**Location:** 401 E Chapman Ave Placentia, CA 92870-6101

**Objective:** Create suitable living environments  
**Outcome:** Availability/accessibility  
**Matrix Code:** Neighborhood Facilities (03E) **National Objective:** LMA

**Initial Funding Date:** 12/29/2017

**Description:**  
 Neighborhood Facility Improvements - ADA Improvements to Edwin T. Powell Building

**Financing**

|              | Fund Type    | Grant Year | Grant       | Funded Amount       | Drawn In Program Year | Drawn Thru Program Year |
|--------------|--------------|------------|-------------|---------------------|-----------------------|-------------------------|
| CDBG         | EN           | 2017       | B17UC060504 | \$108,124.00        | \$0.00                | \$0.00                  |
| <b>Total</b> | <b>Total</b> |            |             | <b>\$108,124.00</b> | <b>\$0.00</b>         | <b>\$0.00</b>           |

**Proposed Accomplishments**

Public Facilities : 600  
 Total Population in Service Area: 4,555  
 Census Tract Percent Low / Mod: 81.89

**Annual Accomplishments**

No data returned for this view. This might be because the applied filter excludes all data.



U.S. Department of Housing and Urban Development  
 Office of Community Planning and Development  
 Integrated Disbursement and Information System  
 CDBG Activity Summary Report (GPR) for Program Year 2017  
 ORANGE COUNTY

Date: 04-Sep-2018  
 Time: 12:06  
 Page: 119

**PGM Year:** 2017  
**Project:** 0029 - Housing Rehabilitation - SFR (Placentia)  
**IDIS Activity:** 2204 - Placentia Housing Rehabilitation - SFR

**Status:** Open  
**Location:** 401 E Chapman Ave Placentia, CA 92870-6101

**Objective:** Provide decent affordable housing  
**Outcome:** Sustainability  
**Matrix Code:** Rehab; Single-Unit Residential (14A)      **National Objective:** LMH

**Initial Funding Date:** 12/29/2017

**Description:**  
 Housing Rehab - SFR - 6 units

**Financing**

|              | Fund Type    | Grant Year | Grant       | Funded Amount      | Drawn In Program Year | Drawn Thru Program Year |
|--------------|--------------|------------|-------------|--------------------|-----------------------|-------------------------|
| CDBG         | EN           | 2017       | B17UC060504 | \$66,500.00        | \$0.00                | \$0.00                  |
| <b>Total</b> | <b>Total</b> |            |             | <b>\$66,500.00</b> | <b>\$0.00</b>         | <b>\$0.00</b>           |

**Proposed Accomplishments**

Housing Units : 6

**Actual Accomplishments**

*Number assisted:*

|  | <b>Owner</b> |          | <b>Renter</b> |          | <b>Total</b> |          | <b>Person</b> |          |
|--|--------------|----------|---------------|----------|--------------|----------|---------------|----------|
|  | Total        | Hispanic | Total         | Hispanic | Total        | Hispanic | Total         | Hispanic |
| White:   | 0            | 0        | 0             | 0        | 0            | 0        |               | 0        |
| Black/African American:                                  | 0            | 0        | 0             | 0        | 0            | 0        | 0             | 0        |
| Asian:   | 0            | 0        | 0             | 0        | 0            | 0        | 0             | 0        |
| American Indian/Alaskan Native:                          | 0            | 0        | 0             | 0        | 0            | 0        | 0             | 0        |
| Native Hawaiian/Other Pacific Islander:                  | 0            | 0        | 0             | 0        | 0            | 0        | 0             | 0        |
| American Indian/Alaskan Native & White:                  | 0            | 0        | 0             | 0        | 0            | 0        | 0             | 0        |
| Asian White:   | 0            | 0        | 0             | 0        | 0            | 0        | 0             | 0        |
| Black/African American & White:                          | 0            | 0        | 0             | 0        | 0            | 0        | 0             | 0        |
| American Indian/Alaskan Native & Black/African American: | 0            | 0        | 0             | 0        | 0            | 0        | 0             | 0        |
| Other multi-racial:                                      | 0            | 0        | 0             | 0        | 0            | 0        | 0             | 0        |
| Asian/Pacific Islander:                                  | 0            | 0        | 0             | 0        | 0            | 0        | 0             | 0        |
| Hispanic:  | 0            | 0        | 0             | 0        | 0            | 0        | 0             | 0        |
| <b>Total:</b>  | <b>0</b>     | <b>0</b> | <b>0</b>      | <b>0</b> | <b>0</b>     | <b>0</b> | <b>0</b>      | <b>0</b> |
| Female-headed Households:                                | 0            |          | 0             |          | 0            |          |               |          |



U.S. Department of Housing and Urban Development  
Office of Community Planning and Development  
Integrated Disbursement and Information System  
CDBG Activity Summary Report (GPR) for Program Year 2017  
ORANGE COUNTY

Date: 04-Sep-2018

Time: 12:06

Page: 120

*Income Category:*

|                  | <b>Owner</b> | <b>Renter</b> | <b>Total</b> | <b>Person</b> |
|------------------|--------------|---------------|--------------|---------------|
| Extremely Low    | 0            | 0             | 0            | 0             |
| Low Mod          | 0            | 0             | 0            | 0             |
| Moderate         | 0            | 0             | 0            | 0             |
| Non Low Moderate | 0            | 0             | 0            | 0             |
| Total            | 0            | 0             | 0            | 0             |
| Percent Low/Mod  |              |               |              |               |

**Annual Accomplishments**

| <b>Years</b> | <b>Accomplishment Narrative</b> | <b># Benefitting</b> |
|--------------|---------------------------------|----------------------|
| 2017         | Housing Rehab - SFR - 6 units   |                      |



U.S. Department of Housing and Urban Development  
 Office of Community Planning and Development  
 Integrated Disbursement and Information System  
 CDBG Activity Summary Report (GPR) for Program Year 2017  
 ORANGE COUNTY

Date: 04-Sep-2018  
 Time: 12:06  
 Page: 121

**PGM Year:** 2017  
**Project:** 0032 - Senior Nutrition Program (Yorba Linda) PS  
**IDIS Activity:** 2205 - Yorba Linda Senior Nutrition - PS

**Status:** Completed 8/30/2018 4:20:18 PM      **Objective:** Create suitable living environments  
**Location:** 4845 Casa Loma Ave Yorba Linda, CA 92886-3364      **Outcome:** Availability/accessibility  
**Matrix Code:** Senior Services (05A)      **National Objective:** LMC

**Initial Funding Date:** 12/29/2017

**Description:**  
 Senior Nutrition Program

**Financing**

|              | Fund Type    | Grant Year | Grant       | Funded Amount      | Drawn In Program Year | Drawn Thru Program Year |
|--------------|--------------|------------|-------------|--------------------|-----------------------|-------------------------|
| CDBG         | EN           | 2017       | B17UC060504 | \$30,117.00        | \$30,117.00           | \$30,117.00             |
| <b>Total</b> | <b>Total</b> |            |             | <b>\$30,117.00</b> | <b>\$30,117.00</b>    | <b>\$30,117.00</b>      |

**Proposed Accomplishments**

People (General) : 300

**Actual Accomplishments**

Number assisted:

|  | Owner    |          | Renter   |          | Total    |          | Person     |           |
|--|----------|----------|----------|----------|----------|----------|------------|-----------|
|  | Total    | Hispanic | Total    | Hispanic | Total    | Hispanic | Total      | Hispanic  |
| White:   | 0        | 0        | 0        | 0        | 0        | 0        | 271        | 35        |
| Black/African American:                                  | 0        | 0        | 0        | 0        | 0        | 0        | 2          | 0         |
| Asian:   | 0        | 0        | 0        | 0        | 0        | 0        | 16         | 0         |
| American Indian/Alaskan Native:                          | 0        | 0        | 0        | 0        | 0        | 0        | 0          | 0         |
| Native Hawaiian/Other Pacific Islander:                  | 0        | 0        | 0        | 0        | 0        | 0        | 0          | 0         |
| American Indian/Alaskan Native & White:                  | 0        | 0        | 0        | 0        | 0        | 0        | 0          | 0         |
| Asian White:   | 0        | 0        | 0        | 0        | 0        | 0        | 0          | 0         |
| Black/African American & White:                          | 0        | 0        | 0        | 0        | 0        | 0        | 0          | 0         |
| American Indian/Alaskan Native & Black/African American: | 0        | 0        | 0        | 0        | 0        | 0        | 0          | 0         |
| Other multi-racial:                                      | 0        | 0        | 0        | 0        | 0        | 0        | 18         | 0         |
| Asian/Pacific Islander:                                  | 0        | 0        | 0        | 0        | 0        | 0        | 0          | 0         |
| Hispanic:  | 0        | 0        | 0        | 0        | 0        | 0        | 0          | 0         |
| <b>Total:</b>  | <b>0</b> | <b>0</b> | <b>0</b> | <b>0</b> | <b>0</b> | <b>0</b> | <b>307</b> | <b>35</b> |
| Female-headed Households:                                | 0        |          | 0        |          | 0        |          |            |           |



U.S. Department of Housing and Urban Development  
Office of Community Planning and Development  
Integrated Disbursement and Information System  
CDBG Activity Summary Report (GPR) for Program Year 2017  
ORANGE COUNTY

Date: 04-Sep-2018  
Time: 12:06  
Page: 122

*Income Category:*

|                  | <b>Owner</b> | <b>Renter</b> | <b>Total</b> | <b>Person</b> |
|------------------|--------------|---------------|--------------|---------------|
| Extremely Low    | 0            | 0             | 0            | 175           |
| Low Mod          | 0            | 0             | 0            | 58            |
| Moderate         | 0            | 0             | 0            | 74            |
| Non Low Moderate | 0            | 0             | 0            | 0             |
| Total            | 0            | 0             | 0            | 307           |
| Percent Low/Mod  |              |               |              | 100.0%        |

**Annual Accomplishments**

| <b>Years</b> | <b>Accomplishment Narrative</b>  | <b># Benefitting</b> |
|--------------|--|----------------------|
| 2017         | 7/1/17 - 9/30/17 - Served 3,458 meals to 166 un duplicated seniors. cw 2/27/18<br>10/1/17 - 12/31/17 - Served 3,319 meals to 58 unduplicated seniors during this period. cw 4/5/18<br>1/1/18 - 3/31/18 - Served 3,522 meals to 57 unduplicated seniors during this period. cw 5/3/18<br>4/1/18 - 6/30/18 (Final GPR) - Served 3,691 meals to 26 unduplicated senior during this quarter. cw 8/7/18<br><br>Closed out activity in IDIS cw 8/30/18 |                      |



U.S. Department of Housing and Urban Development  
 Office of Community Planning and Development  
 Integrated Disbursement and Information System  
 CDBG Activity Summary Report (GPR) for Program Year 2017  
 ORANGE COUNTY

Date: 04-Sep-2018  
 Time: 12:06  
 Page: 123

**PGM Year:** 2017  
**Project:** 0034 - Senior Complex ADA Improvements HR - Multi Unit (Yorba Linda)  
**IDIS Activity:** 2206 - Yorba Linda Senior Complex - HR

**Status:** Completed 8/30/2018 3:47:06 PM      **Objective:** Provide decent affordable housing  
**Location:** 4845 Casa Loma Ave Yorba Linda, CA 92886-3364      **Outcome:** Availability/accessibility  
**Matrix Code:** Rehab; Multi-Unit Residential (14B)      **National Objective:** LMH

**Initial Funding Date:** 12/29/2017

**Description:**  
 ADA improvements atEvergreenSenior Complex

**Financing**

|              | Fund Type    | Grant Year | Grant       | Funded Amount       | Drawn In Program Year | Drawn Thru Program Year |
|--------------|--------------|------------|-------------|---------------------|-----------------------|-------------------------|
| CDBG         | EN           | 2017       | B17UC060504 | \$109,174.00        | \$109,174.00          | \$109,174.00            |
| <b>Total</b> | <b>Total</b> |            |             | <b>\$109,174.00</b> | <b>\$109,174.00</b>   | <b>\$109,174.00</b>     |

**Proposed Accomplishments**

Housing Units : 52

**Actual Accomplishments**

*Number assisted:*

|  | <b>Owner</b> |          | <b>Renter</b> |           | <b>Total</b> |           | <b>Person</b> |          |
|--|--------------|----------|---------------|-----------|--------------|-----------|---------------|----------|
|  | Total        | Hispanic | Total         | Hispanic  | Total        | Hispanic  | Total         | Hispanic |
| White:   | 0            | 0        | 37            | 12        | 37           | 12        | 0             | 0        |
| Black/African American:                                  | 0            | 0        | 1             | 0         | 1            | 0         | 0             | 0        |
| Asian:   | 0            | 0        | 3             | 0         | 3            | 0         | 0             | 0        |
| American Indian/Alaskan Native:                          | 0            | 0        | 0             | 0         | 0            | 0         | 0             | 0        |
| Native Hawaiian/Other Pacific Islander:                  | 0            | 0        | 0             | 0         | 0            | 0         | 0             | 0        |
| American Indian/Alaskan Native & White:                  | 0            | 0        | 0             | 0         | 0            | 0         | 0             | 0        |
| Asian White:   | 0            | 0        | 0             | 0         | 0            | 0         | 0             | 0        |
| Black/African American & White:                          | 0            | 0        | 0             | 0         | 0            | 0         | 0             | 0        |
| American Indian/Alaskan Native & Black/African American: | 0            | 0        | 0             | 0         | 0            | 0         | 0             | 0        |
| Other multi-racial:                                      | 0            | 0        | 11            | 0         | 11           | 0         | 0             | 0        |
| Asian/Pacific Islander:                                  | 0            | 0        | 0             | 0         | 0            | 0         | 0             | 0        |
| Hispanic:  | 0            | 0        | 0             | 0         | 0            | 0         | 0             | 0        |
| <b>Total:</b>  | <b>0</b>     | <b>0</b> | <b>52</b>     | <b>12</b> | <b>52</b>    | <b>12</b> | <b>0</b>      | <b>0</b> |
| Female-headed Households:                                | 0            |          | 0             |           | 0            |           |               |          |



U.S. Department of Housing and Urban Development  
Office of Community Planning and Development  
Integrated Disbursement and Information System  
CDBG Activity Summary Report (GPR) for Program Year 2017  
ORANGE COUNTY

Date: 04-Sep-2018  
Time: 12:06  
Page: 124

*Income Category:*

|                  | <b>Owner</b> | <b>Renter</b> | <b>Total</b> | <b>Person</b> |
|------------------|--------------|---------------|--------------|---------------|
| Extremely Low    | 0            | 21            | 21           | 0             |
| Low Mod          | 0            | 15            | 15           | 0             |
| Moderate         | 0            | 16            | 16           | 0             |
| Non Low Moderate | 0            | 0             | 0            | 0             |
| Total            | 0            | 52            | 52           | 0             |
| Percent Low/Mod  |              | 100.0%        | 100.0%       |               |

**Annual Accomplishments**

| <b>Years</b> | <b>Accomplishment Narrative</b>  | <b># Benefitting</b> |
|--------------|--|----------------------|
| 2017         | 7/1/17 - 9/30/17 - The community has all approved contracts with their selected contractor, waiting for executed Contract with County. cw 2/27/18<br><br>1/1/18 - 3/31/18 - Currently work is being done with the final elevator installation. cw 4/11/18<br><br>4/1/18 - 6/30/18 - Work has been completed with the final elevator installation. cw 8/7/18<br><br>Reprogrammed \$181.00 and closed out activity. cw 8/30/18 |                      |





U.S. Department of Housing and Urban Development  
 Office of Community Planning and Development  
 Integrated Disbursement and Information System  
 CDBG Activity Summary Report (GPR) for Program Year 2017  
 ORANGE COUNTY

Date: 04-Sep-2018  
 Time: 12:06  
 Page: 125

**PGM Year:** 2017  
**Project:** 0033 - Neighborhood Improvement Program (Yorba Linda)  
**IDIS Activity:** 2207 - Yorba Linda Neighborhood Improvement - SFR - HR

**Status:** Completed 8/30/2018 4:14:22 PM      **Objective:** Provide decent affordable housing  
**Location:** 16991 Lake Terrace Way Yorba Linda, CA 92886-1514      **Outcome:** Sustainability  
**Matrix Code:** Rehab; Single-Unit Residential (14A)      **National Objective:** LMH

**Initial Funding Date:** 01/02/2018

**Description:**

Funds will be used to provide rehabilitation grants for up to 10 qualified homeowners for general property improvements and repairs to meet local codes, standards and ordinances.

**Financing**

|              | Fund Type    | Grant Year | Grant       | Funded Amount      | Drawn In Program Year | Drawn Thru Program Year |
|--------------|--------------|------------|-------------|--------------------|-----------------------|-------------------------|
| CDBG         | EN           | 2017       | B17UC060504 | \$60,225.56        | \$60,225.56           | \$60,225.56             |
|              | PI           |            |             | \$1,716.44         | \$1,716.44            | \$1,716.44              |
| <b>Total</b> | <b>Total</b> |            |             | <b>\$61,942.00</b> | <b>\$61,942.00</b>    | <b>\$61,942.00</b>      |

**Proposed Accomplishments**


Housing Units : 10

**Actual Accomplishments**

*Number assisted:*

|  | Owner     |          | Renter   |          | Total     |          | Person   |          |
|--|-----------|----------|----------|----------|-----------|----------|----------|----------|
|  | Total     | Hispanic | Total    | Hispanic | Total     | Hispanic | Total    | Hispanic |
| White:   | 13        | 0        | 0        | 0        | 13        | 0        | 0        | 0        |
| Black/African American:                                  | 0         | 0        | 0        | 0        | 0         | 0        | 0        | 0        |
| Asian:   | 0         | 0        | 0        | 0        | 0         | 0        | 0        | 0        |
| American Indian/Alaskan Native:                          | 0         | 0        | 0        | 0        | 0         | 0        | 0        | 0        |
| Native Hawaiian/Other Pacific Islander:                  | 0         | 0        | 0        | 0        | 0         | 0        | 0        | 0        |
| American Indian/Alaskan Native & White:                  | 0         | 0        | 0        | 0        | 0         | 0        | 0        | 0        |
| Asian White:   | 0         | 0        | 0        | 0        | 0         | 0        | 0        | 0        |
| Black/African American & White:                          | 0         | 0        | 0        | 0        | 0         | 0        | 0        | 0        |
| American Indian/Alaskan Native & Black/African American: | 0         | 0        | 0        | 0        | 0         | 0        | 0        | 0        |
| Other multi-racial:                                      | 0         | 0        | 0        | 0        | 0         | 0        | 0        | 0        |
| Asian/Pacific Islander:                                  | 0         | 0        | 0        | 0        | 0         | 0        | 0        | 0        |
| Hispanic:  | 0         | 0        | 0        | 0        | 0         | 0        | 0        | 0        |
| <b>Total:</b>  | <b>13</b> | <b>0</b> | <b>0</b> | <b>0</b> | <b>13</b> | <b>0</b> | <b>0</b> | <b>0</b> |

Female-headed Households: 3



U.S. Department of Housing and Urban Development  
Office of Community Planning and Development  
Integrated Disbursement and Information System  
CDBG Activity Summary Report (GPR) for Program Year 2017  
ORANGE COUNTY

Date: 04-Sep-2018  
Time: 12:06  
Page: 126

*Income Category:*

|                  | <b>Owner</b> | <b>Renter</b> | <b>Total</b> | <b>Person</b> |
|------------------|--------------|---------------|--------------|---------------|
| Extremely Low    | 6            | 0             | 6            | 0             |
| Low Mod          | 5            | 0             | 5            | 0             |
| Moderate         | 2            | 0             | 2            | 0             |
| Non Low Moderate | 0            | 0             | 0            | 0             |
| Total            | 13           | 0             | 13           | 0             |
| Percent Low/Mod  | 100.0%       |               | 100.0%       |               |

**Annual Accomplishments**

| <b>Years</b> | <b>Accomplishment Narrative</b>  | <b># Benefiting</b> |
|--------------|--|---------------------|
| 2017         | <p>Funds will be used to provide rehabilitation grants to qualified homeowners for general property improvements and repairs to meet local codes, standards and ordinances.</p> <p>7/1/17 - 9/30/17 - No projects to date, waiting for executed contract with County. cw 2/27/18</p> <p>10/1/17 - 12/31/17 - Two rehabilitation have been completed. One additional rehabilitation that had been assisted in a prior quarter, was assisted again. The grant program assisted with the removal of two (2) very dangerous trees on private property, assisted with the installation of a new roof on a single family home and a roof replacement on a mobile home. cw 4/5/18</p> <p>1/1/18 - 3/31/18 - An additional 5 rehabilitation have been completed. The grant program assisted with replacement of 3 non-operating or dilapidated furnaces, 2 non-operating air conditioning units and 2 properties were assisted with changing windows out. cw 6/6/18</p> <p>4/1/18 - 6/30/18 (Final GPR) - An additional 5 rehabilitation have been completed. The grant program assisted with the replacement of 2 non-operating or dilapidated furnaces, 1 non-operating air conditioning unit, 1 water heater replacement with additional plumbing repairs and 2 properties assisted with changing window outs. The window are original and do not provide weatherproofing and several of these types of windows in both properties do not open due to metal framing and wear and tear over the years causing dents and bends in the window tracks. 1 additional rehabilitation was invoiced for an additional cost. cw 8/7/18</p> |                     |



U.S. Department of Housing and Urban Development  
 Office of Community Planning and Development  
 Integrated Disbursement and Information System  
 CDBG Activity Summary Report (GPR) for Program Year 2017  
 ORANGE COUNTY

Date: 04-Sep-2018  
 Time: 12:06  
 Page: 127

**PGM Year:** 2017  
**Project:** 0035 - ADA Improvements - Public Facility (Yorba Linda)  
**IDIS Activity:** 2208 - Yorba Linda ADA Improvements PF&I

**Status:** Open  
**Location:** 4845 Casa Loma Ave 4845 Casa Loma Ave Yorba Linda, CA 92886-3364  
**Objective:** Create suitable living environments  
**Outcome:** Availability/accessibility  
**Matrix Code:** Neighborhood Facilities (03E) **National Objective:** LMC

**Initial Funding Date:** 12/29/2017

**Description:**  
 ADA Public improvements adding ADA ramps throughout the city.

**Financing**

|              | Fund Type    | Grant Year | Grant       | Funded Amount      | Drawn In Program Year | Drawn Thru Program Year |
|--------------|--------------|------------|-------------|--------------------|-----------------------|-------------------------|
| CDBG         | EN           | 2017       | B17UC060504 | \$58,507.00        | \$57,950.00           | \$57,950.00             |
| <b>Total</b> | <b>Total</b> |            |             | <b>\$58,507.00</b> | <b>\$57,950.00</b>    | <b>\$57,950.00</b>      |

**Proposed Accomplishments**

Public Facilities : 7,091

**Actual Accomplishments**

Number assisted:

|  | Owner    |          | Renter   |          | Total    |          | Person   |          |
|--|----------|----------|----------|----------|----------|----------|----------|----------|
|  | Total    | Hispanic | Total    | Hispanic | Total    | Hispanic | Total    | Hispanic |
| White:   | 0        | 0        | 0        | 0        | 0        | 0        |          | 0        |
| Black/African American:                                  | 0        | 0        | 0        | 0        | 0        | 0        | 0        | 0        |
| Asian:   | 0        | 0        | 0        | 0        | 0        | 0        | 0        | 0        |
| American Indian/Alaskan Native:                          | 0        | 0        | 0        | 0        | 0        | 0        | 0        | 0        |
| Native Hawaiian/Other Pacific Islander:                  | 0        | 0        | 0        | 0        | 0        | 0        | 0        | 0        |
| American Indian/Alaskan Native & White:                  | 0        | 0        | 0        | 0        | 0        | 0        | 0        | 0        |
| Asian White:   | 0        | 0        | 0        | 0        | 0        | 0        | 0        | 0        |
| Black/African American & White:                          | 0        | 0        | 0        | 0        | 0        | 0        | 0        | 0        |
| American Indian/Alaskan Native & Black/African American: | 0        | 0        | 0        | 0        | 0        | 0        | 0        | 0        |
| Other multi-racial:                                      | 0        | 0        | 0        | 0        | 0        | 0        | 0        | 0        |
| Asian/Pacific Islander:                                  | 0        | 0        | 0        | 0        | 0        | 0        | 0        | 0        |
| Hispanic:  | 0        | 0        | 0        | 0        | 0        | 0        | 0        | 0        |
| <b>Total:</b>  | <b>0</b> | <b>0</b> | <b>0</b> | <b>0</b> | <b>0</b> | <b>0</b> | <b>0</b> | <b>0</b> |
| Female-headed Households:                                | 0        |          | 0        |          | 0        |          |          |          |



U.S. Department of Housing and Urban Development  
Office of Community Planning and Development  
Integrated Disbursement and Information System  
CDBG Activity Summary Report (GPR) for Program Year 2017  
ORANGE COUNTY

Date: 04-Sep-2018  
Time: 12:06  
Page: 128

*Income Category:*

|                  | <b>Owner</b> | <b>Renter</b> | <b>Total</b> | <b>Person</b> |
|------------------|--------------|---------------|--------------|---------------|
| Extremely Low    | 0            | 0             | 0            | 0             |
| Low Mod          | 0            | 0             | 0            | 0             |
| Moderate         | 0            | 0             | 0            | 0             |
| Non Low Moderate | 0            | 0             | 0            | 0             |
| Total            | 0            | 0             | 0            | 0             |
| Percent Low/Mod  |              |               |              |               |

**Annual Accomplishments**

| <b>Years</b> | <b>Accomplishment Narrative</b>   | <b># Benefitting</b> |
|--------------|---|----------------------|
| 2017         | ADA Public improvements adding ADA ramps throughout the city.<br><br>7/1/17 - 9/30/17 - Project was bid and ramps identified. cw 2/27/18<br><br>1/1/18 - 3/31/18 - During this period, project was able to provide assistance with the rehabilitation (bringing it up to ADA requirements) with 12 handicap ramps. cw 8/7/18<br><br>4/1/18 - 6/30/18 (Final) - No expenditures during this period. Project was complete during the previous quarter. cw<br><br>Reprogrammed \$557.00 and closed out project. cw 8/30/18 |                      |



U.S. Department of Housing and Urban Development  
 Office of Community Planning and Development  
 Integrated Disbursement and Information System  
 CDBG Activity Summary Report (GPR) for Program Year 2017  
 ORANGE COUNTY

Date: 04-Sep-2018  
 Time: 12:06  
 Page: 129

**PGM Year:** 2017  
**Project:** 0038 - Facade Improvements - HR (Placentia)  
**IDIS Activity:** 2209 - Placentia - Facade Improvements - HR

**Status:** Open  
**Location:** 401 E Chapman Ave City Address Placentia, CA 92870-6101  
**Objective:** Create economic opportunities  
**Outcome:** Sustainability  
**Matrix Code:** Rehab; Publicly or Privately-Owned Commercial/Industrial (14E)  
**National Objective:** LMC

**Initial Funding Date:** 01/02/2018

**Description:**  
 Housing Rehabilitation to up to 5 Businesses within the city of Placentia

**Financing**

|              | Fund Type    | Grant Year | Grant       | Funded Amount      | Drawn In Program Year | Drawn Thru Program Year |
|--------------|--------------|------------|-------------|--------------------|-----------------------|-------------------------|
| CDBG         | EN           | 2017       | B17UC060504 | \$50,000.00        | \$0.00                | \$0.00                  |
| <b>Total</b> | <b>Total</b> |            |             | <b>\$50,000.00</b> | <b>\$0.00</b>         | <b>\$0.00</b>           |

**Proposed Accomplishments**

Businesses : 5

**Actual Accomplishments**

*Number assisted:*

|  | Owner    |          | Renter   |          | Total    |          | Person   |          |
|--|----------|----------|----------|----------|----------|----------|----------|----------|
|  | Total    | Hispanic | Total    | Hispanic | Total    | Hispanic | Total    | Hispanic |
| White:   | 0        | 0        | 0        | 0        | 0        | 0        |          | 0        |
| Black/African American:                                  | 0        | 0        | 0        | 0        | 0        | 0        | 0        | 0        |
| Asian:   | 0        | 0        | 0        | 0        | 0        | 0        | 0        | 0        |
| American Indian/Alaskan Native:                          | 0        | 0        | 0        | 0        | 0        | 0        | 0        | 0        |
| Native Hawaiian/Other Pacific Islander:                  | 0        | 0        | 0        | 0        | 0        | 0        | 0        | 0        |
| American Indian/Alaskan Native & White:                  | 0        | 0        | 0        | 0        | 0        | 0        | 0        | 0        |
| Asian White:   | 0        | 0        | 0        | 0        | 0        | 0        | 0        | 0        |
| Black/African American & White:                          | 0        | 0        | 0        | 0        | 0        | 0        | 0        | 0        |
| American Indian/Alaskan Native & Black/African American: | 0        | 0        | 0        | 0        | 0        | 0        | 0        | 0        |
| Other multi-racial:                                      | 0        | 0        | 0        | 0        | 0        | 0        | 0        | 0        |
| Asian/Pacific Islander:                                  | 0        | 0        | 0        | 0        | 0        | 0        | 0        | 0        |
| Hispanic:  | 0        | 0        | 0        | 0        | 0        | 0        | 0        | 0        |
| <b>Total:</b>  | <b>0</b> | <b>0</b> | <b>0</b> | <b>0</b> | <b>0</b> | <b>0</b> | <b>0</b> | <b>0</b> |
| Female-headed Households:                                | 0        |          | 0        |          | 0        |          |          |          |



U.S. Department of Housing and Urban Development  
Office of Community Planning and Development  
Integrated Disbursement and Information System  
CDBG Activity Summary Report (GPR) for Program Year 2017  
ORANGE COUNTY

Date: 04-Sep-2018

Time: 12:06

Page: 130

*Income Category:*

|                  | <b>Owner</b> | <b>Renter</b> | <b>Total</b> | <b>Person</b> |
|------------------|--------------|---------------|--------------|---------------|
| Extremely Low    | 0            | 0             | 0            | 0             |
| Low Mod          | 0            | 0             | 0            | 0             |
| Moderate         | 0            | 0             | 0            | 0             |
| Non Low Moderate | 0            | 0             | 0            | 0             |
| Total            | 0            | 0             | 0            | 0             |
| Percent Low/Mod  |              |               |              |               |

**Annual Accomplishments**

| <b>Years</b> | <b>Accomplishment Narrative</b>  | <b># Benefitting</b> |
|--------------|--|----------------------|
| 2017         | The Facade Improvement Program will be implemented in an effort to remove blight and provide for the expansion of the City's tax base through the use of CDBG funded loans for eligible facade improvements to local businesses. The loans can be used for exterior improvements among the aging commercial buildings in the Old Town Placentia District area. |                      |



U.S. Department of Housing and Urban Development  
 Office of Community Planning and Development  
 Integrated Disbursement and Information System  
 CDBG Activity Summary Report (GPR) for Program Year 2017  
 ORANGE COUNTY

Date: 04-Sep-2018  
 Time: 12:06  
 Page: 131

**PGM Year:** 2017  
**Project:** 0016 - Community Center Improvements (County of Orange)  
**IDIS Activity:** 2210 - County Community Center Improvements (2017)

**Status:** Open  
**Location:** 14900 Park Ln 18672 E. Center, Orange Midway City, CA 92655-1128  
**Objective:** Create suitable living environments  
**Outcome:** Availability/accessibility  
**Matrix Code:** Neighborhood Facilities (03E) **National Objective:** LMC

**Initial Funding Date:** 01/04/2018

**Description:**  
 Funds will be used for Improvements to County owned Community Centers

**Financing**

|              | Fund Type    | Grant Year | Grant       | Funded Amount       | Drawn In Program Year | Drawn Thru Program Year |
|--------------|--------------|------------|-------------|---------------------|-----------------------|-------------------------|
| CDBG         | EN           | Pre-2015   |             | \$24,670.94         | \$0.00                | \$0.00                  |
|              |              | 2014       | B14UC060504 |                     | \$24,167.28           | \$24,167.28             |
|              |              | 2015       | B15UC060504 | \$68,425.96         | \$30,854.38           | \$30,854.38             |
|              | PI           |            |             | \$67,824.89         | \$67,824.89           | \$67,824.89             |
| <b>Total</b> | <b>Total</b> |            |             | <b>\$160,921.79</b> | <b>\$122,846.55</b>   | <b>\$122,846.55</b>     |


**Proposed Accomplishments**

Public Facilities : 2,075

**Actual Accomplishments**

Number assisted:

|  | Owner |          | Renter |          | Total |          | Person |          |
|--|-------|----------|--------|----------|-------|----------|--------|----------|
|  | Total | Hispanic | Total  | Hispanic | Total | Hispanic | Total  | Hispanic |
| White:   | 0     | 0        | 0      | 0        | 0     | 0        |        | 0        |
| Black/African American:                                  | 0     | 0        | 0      | 0        | 0     | 0        | 0      | 0        |
| Asian:   | 0     | 0        | 0      | 0        | 0     | 0        | 0      | 0        |
| American Indian/Alaskan Native:                          | 0     | 0        | 0      | 0        | 0     | 0        | 0      | 0        |
| Native Hawaiian/Other Pacific Islander:                  | 0     | 0        | 0      | 0        | 0     | 0        | 0      | 0        |
| American Indian/Alaskan Native & White:                  | 0     | 0        | 0      | 0        | 0     | 0        | 0      | 0        |
| Asian White:   | 0     | 0        | 0      | 0        | 0     | 0        | 0      | 0        |
| Black/African American & White:                          | 0     | 0        | 0      | 0        | 0     | 0        | 0      | 0        |
| American Indian/Alaskan Native & Black/African American: | 0     | 0        | 0      | 0        | 0     | 0        | 0      | 0        |
| Other multi-racial:                                      | 0     | 0        | 0      | 0        | 0     | 0        | 0      | 0        |
| Asian/Pacific Islander:                                  | 0     | 0        | 0      | 0        | 0     | 0        | 0      | 0        |
| Hispanic:  | 0     | 0        | 0      | 0        | 0     | 0        | 0      | 0        |



U.S. Department of Housing and Urban Development  
Office of Community Planning and Development  
Integrated Disbursement and Information System  
CDBG Activity Summary Report (GPR) for Program Year 2017  
ORANGE COUNTY

Date: 04-Sep-2018  
Time: 12:06  
Page: 132

**Total:** 0 0 0 0 0 0 0 0

Female-headed Households: 0 0 0 0

*Income Category:*


|                  | <b>Owner</b> | <b>Renter</b> | <b>Total</b> | <b>Person</b> |
|------------------|--------------|---------------|--------------|---------------|
| Extremely Low    | 0            | 0             | 0            | 0             |
| Low Mod          | 0            | 0             | 0            | 0             |
| Moderate         | 0            | 0             | 0            | 0             |
| Non Low Moderate | 0            | 0             | 0            | 0             |
| Total            | 0            | 0             | 0            | 0             |

Percent Low/Mod

**Annual Accomplishments**

| <b>Years</b> | <b>Accomplishment Narrative</b>   | <b># Benefitting</b> |
|--------------|---|----------------------|
| 2017         | Funds will be used for improvements to County owned community centers, Midway City and El Modena. |                      |





U.S. Department of Housing and Urban Development  
Office of Community Planning and Development  
Integrated Disbursement and Information System  
CDBG Activity Summary Report (GPR) for Program Year 2017  
ORANGE COUNTY

Date: 04-Sep-2018

Time: 12:06

Page: 133

---

|                                       |                        |
|---------------------------------------|------------------------|
| <b>Total Funded Amount:</b>           | <b>\$59,393,266.99</b> |
| <b>Total Drawn Thru Program Year:</b> | <b>\$57,956,082.50</b> |
| <b>Total Drawn In Program Year:</b>   | <b>\$5,081,411.65</b>  |



U.S. Department of Housing and Urban Development  
 Office of Community Planning and Development  
 Integrated Disbursement and Information System  
 Status of HOME Activities - Entitlement  
 ORANGE COUNTY, CA

DATE: 08-31-18  
 TIME: 11:46  
 PAGE: 1

IDIS - PR22

| Tenure Type                           | Activity Type                  | IDIS Activity | Activity Address                           | Activity Status | Status Date | Total Units | Home Units | Initial Funding Date | Committed Amount | Drawn Amount | PCT    |
|---------------------------------------|--------------------------------|---------------|--|-----------------|-------------|-------------|------------|----------------------|------------------|--------------|--------|
| Rental                                | NEW CONSTRUCTION               | 2174          | 22733 Oakcrest Cir , Yorba Linda CA, 92887 | Open            | 07/12/17    | 0           | 0          | 07/12/17             | \$1,343,223.00   | \$0.00       | 0.00%  |
| Tenant-Based Rental Assistance (TBRA) | TENANT-BASED RENTAL ASSISTANCE | 2134          | , ,  | Open            | 07/17/18    | 0           | 112        | 07/19/16             | \$700,000.00     | \$179,465.00 | 25.64% |

U.S. Department of Housing and Urban Development  
Office of Community Planning and Development  
Integrated Disbursement and Information System  
Home Matching Liability Report

DATE: 08-31-18  
TIME: 11:44  
PAGE: 1

ORANGE COUNTY, CA

| Fiscal<br>Year | Match<br>Percent | Total<br>Disbursements | Disbursements<br>Requiring Match | Match Liability<br>Amount |
|----------------|------------------|------------------------|----------------------------------|---------------------------|
| 1998           | 25.0%            | \$2,045,854.36         | \$1,888,418.12                   | \$472,104.53              |
| 1999           | 25.0%            | \$1,256,683.57         | \$1,105,815.00                   | \$276,453.75              |
| 2000           | 25.0%            | \$689,480.72           | \$539,380.72                     | \$134,845.18              |
| 2001           | 25.0%            | \$160,400.00           | \$0.00                           | \$0.00                    |
| 2002           | 25.0%            | \$320,690.22           | \$115,485.39                     | \$28,871.34               |
| 2003           | 25.0%            | \$1,610,467.41         | \$1,430,287.69                   | \$357,571.92              |
| 2004           | 25.0%            | \$1,047,522.74         | \$869,872.39                     | \$217,468.09              |
| 2005           | 25.0%            | \$1,076,667.57         | \$835,301.86                     | \$208,825.46              |
| 2006           | 25.0%            | \$1,758,841.05         | \$1,616,017.43                   | \$404,004.35              |
| 2007           | 25.0%            | \$2,044,960.40         | \$1,866,558.32                   | \$466,639.58              |
| 2008           | 25.0%            | \$3,947,508.64         | \$3,819,383.66                   | \$954,845.91              |
| 2009           | 25.0%            | \$2,844,323.08         | \$2,672,305.40                   | \$668,076.35              |
| 2010           | 25.0%            | \$1,857,581.12         | \$1,663,517.34                   | \$415,879.33              |
| 2011           | 25.0%            | \$530,645.30           | \$374,421.64                     | \$93,605.41               |
| 2012           | 25.0%            | \$5,173,766.73         | \$4,924,872.76                   | \$1,231,218.19            |
| 2013           | 25.0%            | \$348,781.86           | \$0.00                           | \$0.00                    |
| 2014           | 25.0%            | \$2,647,218.33         | \$2,406,577.26                   | \$601,644.31              |

IDIS - PR33

U.S. Department of Housing and Urban Development  
Office of Community Planning and Development  
Integrated Disbursement and Information System  
Home Matching Liability Report

DATE: 08-31-18  
TIME: 11:44  
PAGE: 2

|      |       |                |                |              |
|------|-------|----------------|----------------|--------------|
| 2015 | 25.0% | \$2,186,257.55 | \$2,071,538.93 | \$517,884.73 |
| 2016 | 25.0% | \$156,279.08   | \$5,867.10     | \$1,466.77   |
| 2017 | 25.0% | \$178,101.61   | \$57,843.00    | \$14,460.75  |

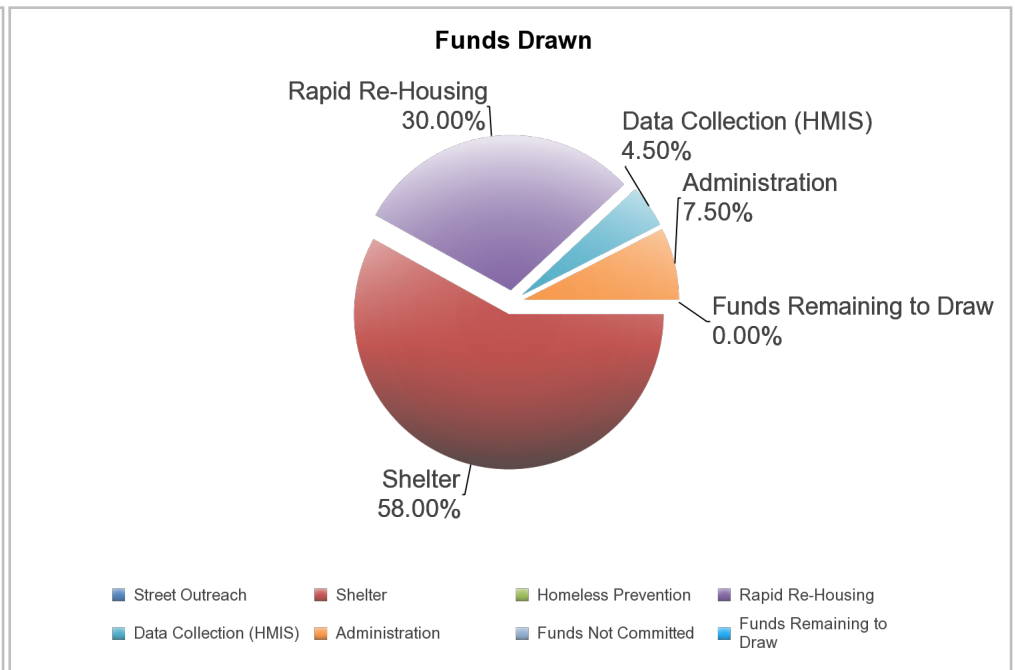
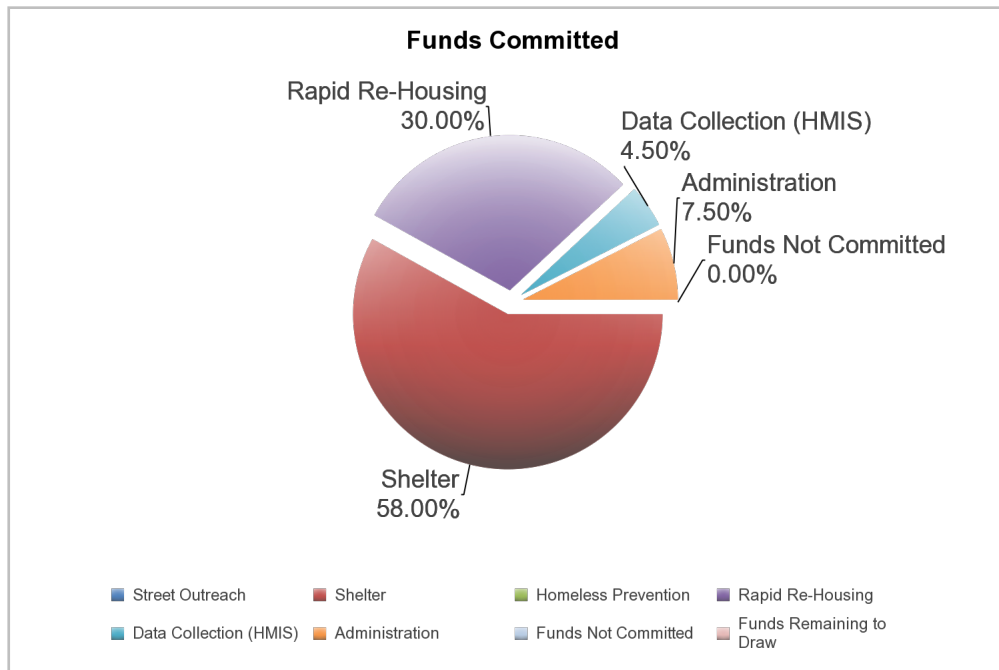


### ESG Program Level Summary

| Grant Number | Total Grant Amount | Total Funds Committed | Total Funds Available to Commit | % of Grant Funds Not Committed | Grant Funds Drawn | % of Grant Funds Drawn | Available to Draw | % Remaining to Draw |
|--------------|--------------------|-----------------------|---------------------------------|--------------------------------|-------------------|------------------------|-------------------|---------------------|
| E16UC060504  | \$213,433.00       | \$213,432.39          | \$0.61                          | 0.00%                          | \$213,432.39      | 100.00%                | \$0.61            | 0.00%               |

### ESG Program Components

| Activity Type           | Total Committed to Activities | % of Grant Committed | Drawn Amount        | % of Grant Drawn |
|-------------------------|-------------------------------|----------------------|---------------------|------------------|
| Street Outreach         | \$0.00                        | 0.00%                | \$0.00              | 0.00%            |
| Shelter                 | \$123,792.00                  | 58.00%               | \$123,792.00        | 58.00%           |
| Homeless Prevention     | \$0.00                        | 0.00%                | \$0.00              | 0.00%            |
| Rapid Re-Housing        | \$64,029.91                   | 30.00%               | \$64,029.91         | 30.00%           |
| Data Collection (HMIS)  | \$9,603.00                    | 4.50%                | \$9,603.00          | 4.50%            |
| Administration          | \$16,007.48                   | 7.50%                | \$16,007.48         | 7.50%            |
| Funds Not Committed     | \$0.61                        | 0.00%                | \$0.00              | 0.00%            |
| Funds Remaining to Draw | \$0.00                        | 0.00%                | \$0.61              | 0.00%            |
| <b>Total</b>            | <b>\$213,433.00</b>           | <b>100.00%</b>       | <b>\$213,433.00</b> | <b>100.00%</b>   |



U.S. Department of Housing and Urban Development  
 Office of Community Planning and Development  
 Integrated Disbursement and Information System  
 PR91 - ESG Financial Summary  
 ORANGE COUNTY, CA  
 2016

DATE: 08-31-18  
 TIME: 11:45  
 PAGE: 2

**24-Month Grant Expenditure Deadline**

All of the recipient's grant must be expended for eligible activity costs within 24 months after the date HUD signs the grant agreement with the recipient. Expenditure means either an actual cash disbursement for a direct charge for a good or service or an indirect cost or the accrual of a direct charge for a good or service or an indirect cost. This report uses draws in IDIS to measure expenditures. HUD allocated Fiscal Year 2011 ESG funds in two allocations. For FY2011, this Obligation Date is the date of the first allocation. This report does not list the Obligation Date, does not calculate the Expenditure Deadline, and does not track the Days Remaining for the FY 2011 second allocation.

**Grant Amount: \$213,433.00**

| Grant Number | Draws to Date | HUD Obligation Date | Expenditure Deadline | Days Remaining to Meet Requirement Date | Expenditures Required |
|--------------|---------------|---------------------|----------------------|---|-----------------------|
| E16UC060504  | \$213,432.39  | 08/30/2016          | 08/30/2018           | (1)                                     | \$0.61                |

**60% Cap on Emergency Shelter and Street Outreach**

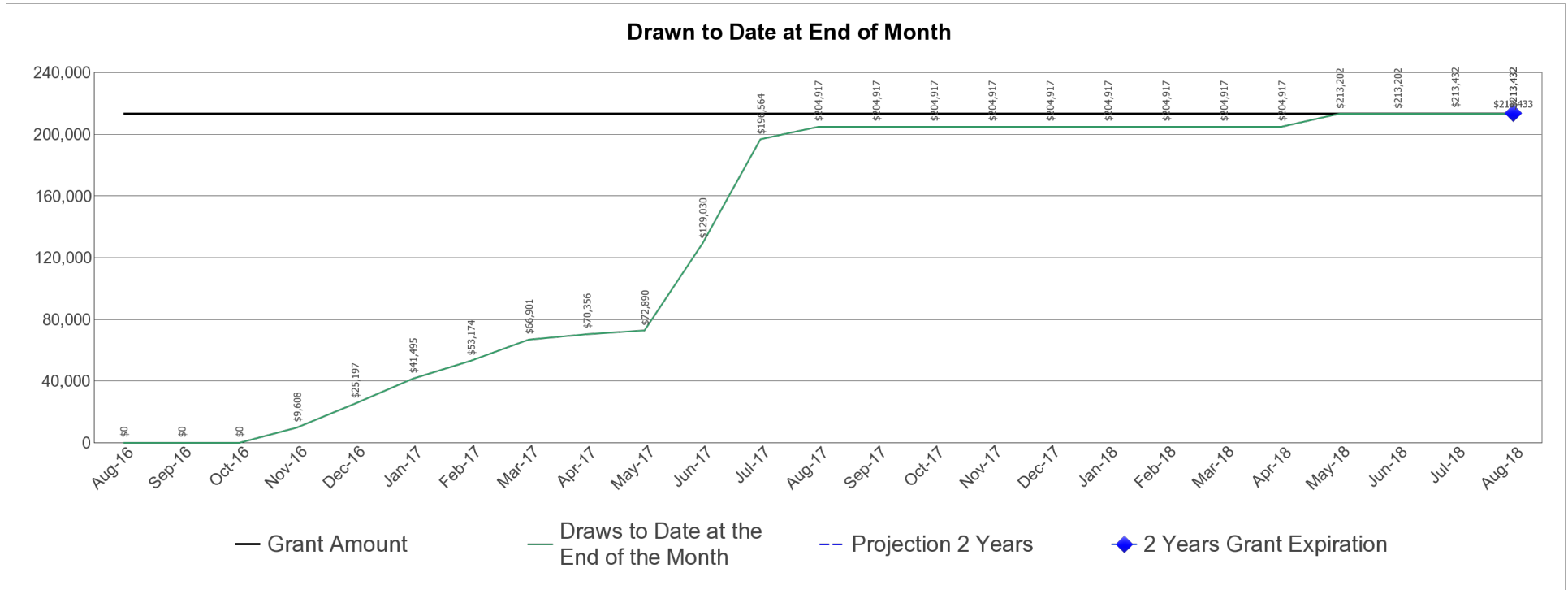
The cap refers to the total amount of the recipient's fiscal year grant, allowed for emergency shelter and street outreach activities, is capped at 60 percent. This amount cannot exceed the greater of: (1) 60% of the overall grant for the year; or, (2) the amount of Fiscal Year 2010 ESG funds committed for homeless assistance activities.

| Amount Committed to Shelter | Amount Committed to Street Outreach | Total Amount Committed to Shelter and Street Outreach | % Committed to Shelter and Street Outreach | 2010 Funds Committed to Homeless Assistance Activities | Total Drawn for Shelter and Street Outreach | % Drawn for Shelter and Street Outreach |
|-----------------------------|-------------------------------------|---|--|--|---|---|
| \$123,792.00                | \$0.00                              | \$123,792.00  | 58.00%                                     | \$165,631.00   | \$123,792.00                                | 58.00%                                  |



**ESG Draws By Month (at the total grant level):**

Grant Amount: 213,433.00



**ESG Draws By Quarter (at the total grant level):**

| Quarter End Date | Draws for the Quarter | Draws to Date at the End of the Quarter | % Drawn for the Quarter | % Drawn to Date at End of Quarter |
|------------------|-----------------------|---|-------------------------|-----------------------------------|
| 09/30/2016       | \$0.00                | \$0.00                                  | 0.00%                   | 0.00%                             |
| 12/31/2016       | \$25,196.93           | \$25,196.93                             | 11.81%                  | 11.81%                            |
| 03/31/2017       | \$41,704.32           | \$66,901.25                             | 19.54%                  | 31.35%                            |
| 06/30/2017       | \$62,128.43           | \$129,029.68                            | 29.11%                  | 60.45%                            |
| 09/30/2017       | \$75,887.71           | \$204,917.39                            | 35.56%                  | 96.01%                            |
| 12/31/2017       | \$0.00                | \$204,917.39                            | 0.00%                   | 96.01%                            |
| 03/31/2018       | \$0.00                | \$204,917.39                            | 0.00%                   | 96.01%                            |
| 06/30/2018       | \$8,284.15            | \$213,201.54                            | 3.88%                   | 99.89%                            |
| 09/30/2018       | \$230.85              | \$213,432.39                            | 0.11%                   | 100.00%                           |



U.S. Department of Housing and Urban Development  
Office of Community Planning and Development  
Integrated Disbursement and Information System  
PR91 - ESG Financial Summary  
ORANGE COUNTY, CA  
2016

DATE: 08-31-18  
TIME: 11:45  
PAGE: 4

**ESG Subrecipient Commitments and Draws by Activity Category :**

| Subrecipient  | Activity Type                    | Committed    | Drawn        |
|---------------|----------------------------------|--------------|--------------|
| ORANGE COUNTY | Shelter                          | \$123,792.00 | \$123,792.00 |
|               | Rapid Re-Housing                 | \$64,029.91  | \$64,029.91  |
|               | Data Collection (HMIS)           | \$9,603.00   | \$9,603.00   |
|               | Administration                   | \$16,007.48  | \$16,007.48  |
|               | Total                            | \$213,432.39 | \$213,432.39 |
|               | Total Remaining to be Drawn      |              | \$0.00       |
|               | Percentage Remaining to be Drawn |              | 0.00%        |





U.S. Department of Housing and Urban Development  
Office of Community Planning and Development  
Integrated Disbursement and Information System  
PR91 - ESG Financial Summary  
ORANGE COUNTY, CA  
2016

DATE: 08-31-18  
TIME: 11:45  
PAGE: 5

**ESG Subrecipients by Activity Category**

| Activity Type          | Subecipient   |
|------------------------|---------------|
| Shelter                | ORANGE COUNTY |
| Rapid Re-Housing       | ORANGE COUNTY |
| Data Collection (HMIS) | ORANGE COUNTY |
| Administration         | ORANGE COUNTY |



U.S. Department of Housing and Urban Development  
Office of Community Planning and Development  
Integrated Disbursement and Information System  
PR91 - ESG Financial Summary  
ORANGE COUNTY, CA  
2017

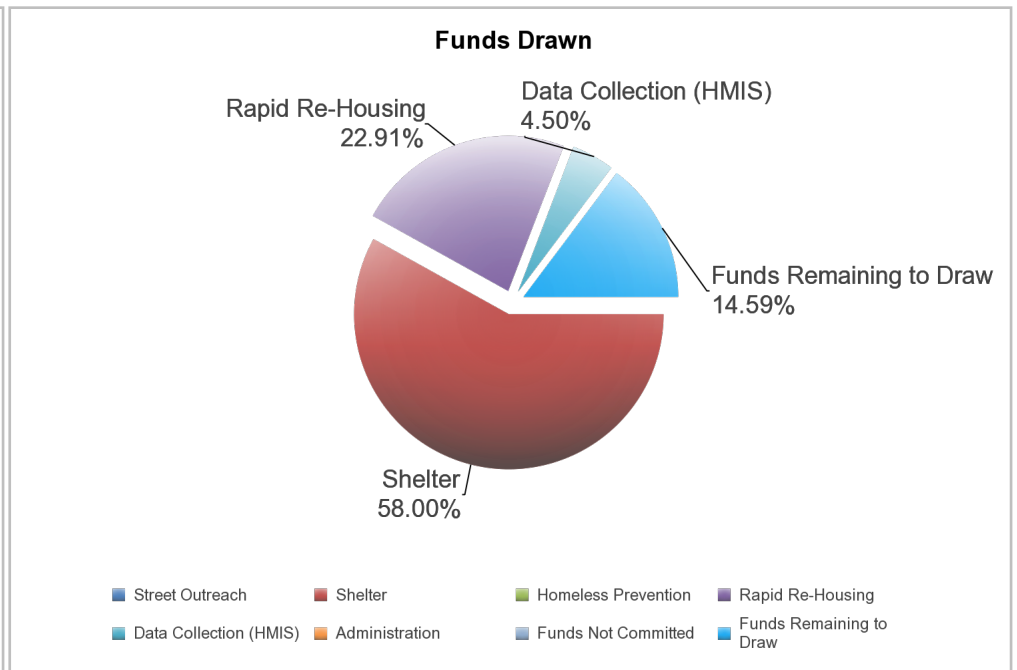
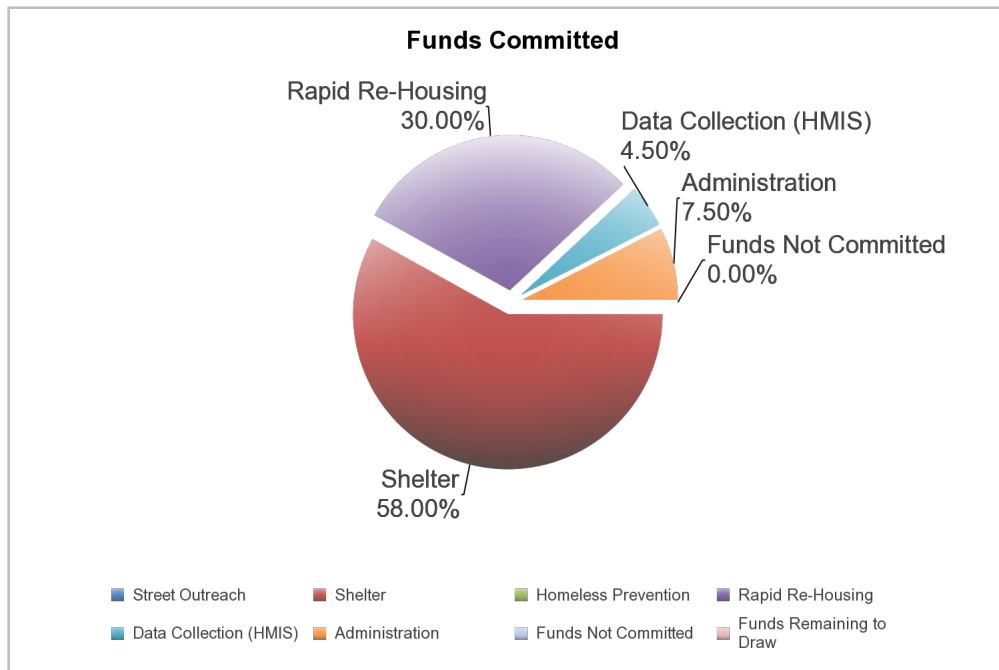
DATE: 08-31-18  
TIME: 11:45  
PAGE: 6

**ESG Program Level Summary**

| Grant Number | Total Grant Amount | Total Funds Committed | Total Funds Available to Commit | % of Grant Funds Not Committed | Grant Funds Drawn | % of Grant Funds Drawn | Available to Draw | % Remaining to Draw |
|--------------|--------------------|-----------------------|---------------------------------|--------------------------------|-------------------|------------------------|-------------------|---------------------|
| E17UC060504  | \$215,408.00       | \$215,407.60          | \$0.40                          | 0.00%                          | \$183,979.14      | 85.41%                 | \$31,428.86       | 14.59%              |

**ESG Program Components**

| Activity Type           | Total Committed to Activities | % of Grant Committed | Drawn Amount        | % of Grant Drawn |
|-------------------------|-------------------------------|----------------------|---------------------|------------------|
| Street Outreach         | \$0.00                        | 0.00%                | \$0.00              | 0.00%            |
| Shelter                 | \$124,937.00                  | 58.00%               | \$124,937.00        | 58.00%           |
| Homeless Prevention     | \$0.00                        | 0.00%                | \$0.00              | 0.00%            |
| Rapid Re-Housing        | \$64,622.00                   | 30.00%               | \$49,349.14         | 22.91%           |
| Data Collection (HMIS)  | \$9,693.00                    | 4.50%                | \$9,693.00          | 4.50%            |
| Administration          | \$16,155.60                   | 7.50%                | \$0.00              | 0.00%            |
| Funds Not Committed     | \$0.40                        | 0.00%                | \$0.00              | 0.00%            |
| Funds Remaining to Draw | \$0.00                        | 0.00%                | \$31,428.86         | 14.59%           |
| <b>Total</b>            | <b>\$215,408.00</b>           | <b>100.00%</b>       | <b>\$215,408.00</b> | <b>100.00%</b>   |





U.S. Department of Housing and Urban Development  
 Office of Community Planning and Development  
 Integrated Disbursement and Information System  
 PR91 - ESG Financial Summary  
 ORANGE COUNTY, CA  
 2017

DATE: 08-31-18  
 TIME: 11:45  
 PAGE: 7

**24-Month Grant Expenditure Deadline**

All of the recipient's grant must be expended for eligible activity costs within 24 months after the date HUD signs the grant agreement with the recipient. Expenditure means either an actual cash disbursement for a direct charge for a good or service or an indirect cost or the accrual of a direct charge for a good or service or an indirect cost. This report uses draws in IDIS to measure expenditures. HUD allocated Fiscal Year 2011 ESG funds in two allocations. For FY2011, this Obligation Date is the date of the first allocation. This report does not list the Obligation Date, does not calculate the Expenditure Deadline, and does not track the Days Remaining for the FY 2011 second allocation.

**Grant Amount: \$215,408.00**

| Grant Number | Draws to Date | HUD Obligation Date | Expenditure Deadline | Days Remaining to Meet Requirement Date | Expenditures Required |
|--------------|---------------|---------------------|----------------------|---|-----------------------|
| E17UC060504  | \$183,979.14  | 09/22/2017          | 09/22/2019           | 387                                     | \$31,428.86           |

**60% Cap on Emergency Shelter and Street Outreach**

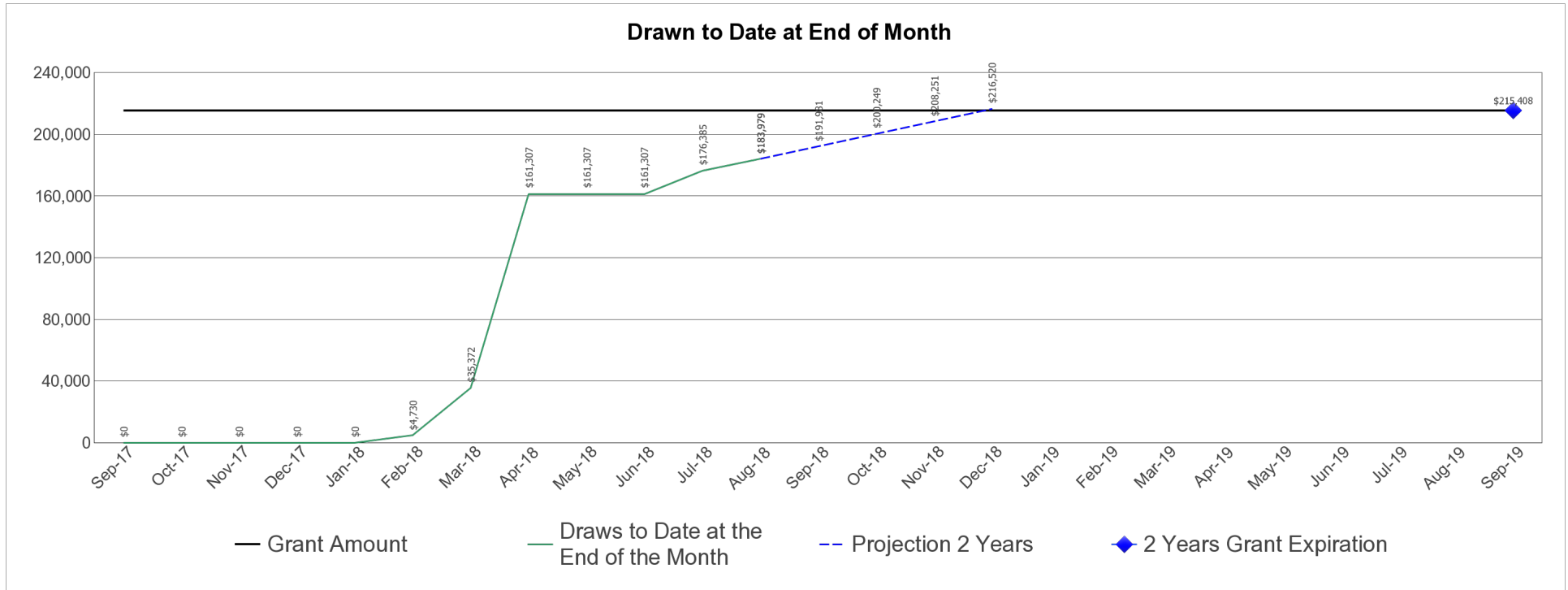
The cap refers to the total amount of the recipient's fiscal year grant, allowed for emergency shelter and street outreach activities, is capped at 60 percent. This amount cannot exceed the greater of: (1) 60% of the overall grant for the year; or, (2) the amount of Fiscal Year 2010 ESG funds committed for homeless assistance activities.

| Amount Committed to Shelter | Amount Committed to Street Outreach | Total Amount Committed to Shelter and Street Outreach | % Committed to Shelter and Street Outreach | 2010 Funds Committed to Homeless Assistance Activities | Total Drawn for Shelter and Street Outreach | % Drawn for Shelter and Street Outreach |
|-----------------------------|-------------------------------------|---|--|--|---|---|
| \$124,937.00                | \$0.00                              | \$124,937.00  | 58.00%                                     | \$165,631.00   | \$124,937.00                                | 58.00%                                  |



**ESG Draws By Month (at the total grant level):**

Grant Amount: 215,408.00



**ESG Draws By Quarter (at the total grant level):**

| Quarter End Date | Draws for the Quarter | Draws to Date at the End of the Quarter | % Drawn for the Quarter | % Drawn to Date at End of Quarter |
|------------------|-----------------------|---|-------------------------|-----------------------------------|
| 09/30/2017       | \$0.00                | \$0.00                                  | 0.00%                   | 0.00%                             |
| 12/31/2017       | \$0.00                | \$0.00                                  | 0.00%                   | 0.00%                             |
| 03/31/2018       | \$35,371.86           | \$35,371.86                             | 16.42%                  | 16.42%                            |
| 06/30/2018       | \$125,935.58          | \$161,307.44                            | 58.46%                  | 74.88%                            |
| 09/30/2018       | \$22,671.70           | \$183,979.14                            | 10.53%                  | 85.41%                            |



U.S. Department of Housing and Urban Development  
Office of Community Planning and Development  
Integrated Disbursement and Information System  
PR91 - ESG Financial Summary  
ORANGE COUNTY, CA  
2017

DATE: 08-31-18  
TIME: 11:45  
PAGE: 9

**ESG Subrecipient Commitments and Draws by Activity Category :**

| Subrecipient  | Activity Type                    | Committed    | Drawn        |
|---------------|----------------------------------|--------------|--------------|
| ORANGE COUNTY | Shelter                          | \$124,937.00 | \$124,937.00 |
|               | Rapid Re-Housing                 | \$64,622.00  | \$49,349.14  |
|               | Data Collection (HMIS)           | \$9,693.00   | \$9,693.00   |
|               | Administration                   | \$16,155.60  | \$0.00       |
|               | Total                            | \$215,407.60 | \$183,979.14 |
|               | Total Remaining to be Drawn      |              | \$31,428.46  |
|               | Percentage Remaining to be Drawn |              | 14.59%       |



U.S. Department of Housing and Urban Development  
Office of Community Planning and Development  
Integrated Disbursement and Information System  
PR91 - ESG Financial Summary  
ORANGE COUNTY, CA  
2017

DATE: 08-31-18  
TIME: 11:45  
PAGE: 10

**ESG Subrecipients by Activity Category**

| <b>Activity Type</b>   | <b>Subecipient</b> |
|------------------------|--------------------|
| Shelter                | ORANGE COUNTY      |
| Rapid Re-Housing       | ORANGE COUNTY      |
| Data Collection (HMIS) | ORANGE COUNTY      |
| Administration         | ORANGE COUNTY      |

**APPENDIX D**

**Publication  
Notice/Proof of  
Publication**

**PUBLIC NOTICE OF AVAILABILITY**

**ORANGE COUNTY  
CONSOLIDATED ANNUAL PERFORMANCE AND EVALUATION REPORT  
FOR FISCAL YEAR 2017-18**

**Date: September 7, 2018**

**TO ALL INTERESTED AGENCIES, GROUPS, AND PERSONS:**

The County of Orange, in compliance with Title I of the Cranston-Gonzalez National Affordable Housing Act of 1990 has prepared a draft Consolidated Annual Performance and Evaluation Report (CAPER) for Fiscal Year 2017-18. The purpose of this notice is to provide the public a 15-day review period, beginning September 7, 2018 and ending September 24, 2018, to express their concerns and comments regarding the CAPER. The County of Orange is required to submit the FY 2017-18 CAPER to HUD by September 28, 2018.

**Consolidated Annual Performance and Evaluation Report (CAPER)**

The CAPER outlines the progress made in carrying out the proposed goals and objectives set forth in the FY 2017-18 OC Community Resources Action Plan. The CAPER also provides an analysis of program expenditures, project accomplishments, subrecipient's performance and an assessment of what changes to policy or strategy may be in order.

The FY 2017-18 Action Plan identified the County of Orange's overall needs and priorities for affordable and supportive housing for low-moderate-income, and very low-income families. It also included the needs of homeless individuals and families, and outlined a short-term strategy to address those needs.

**Comments**

All interested agencies, groups, or individuals are invited to review the draft CAPER for FY 2017-18 and submit written comments for consideration. Copies are available at Housing & Community Development office, Email request to: [craig.fee@occr.ocgov.com](mailto:craig.fee@occr.ocgov.com). Reports are also available online at Orange County Libraries website at [www.ocpl.org](http://www.ocpl.org), and Housing & Community Development website at [www.occommunityservices.org/hcd](http://www.occommunityservices.org/hcd). Comments postmarked on or before September 24, 2018 will be received at:

Housing & Community Development  
Craig Fee, CD Manager  
1300 S. Grand, Building B  
Santa Ana, CA 92705

The County of Orange will consider all written comments received by September 24, 2018.

Publish: September 7, 2018 in the: *Orange County Register, Excelsior, and Nguoi Viet.*



# The Orange County Register

2190 S. Towne Centre Place Suite 100  
Anaheim, CA 92806  
714-796-2209

5211379

CNSB / CNSB-ACCOMMODATIONS  
915 E 1ST ST  
ORDER EXPEDITING  
LOS ANGELES, CA 90012-4050

**FILE NO. 3166644**

## AFFIDAVIT OF PUBLICATION

STATE OF CALIFORNIA, }

County of Orange }

SS.

I am a citizen of the United States and a resident of the County aforesaid; I am over the age of eighteen years, and not a party to or interested in the above entitled matter. I am the principal clerk of The Orange County Register, a newspaper of general circulation, published in the city of Santa Ana, County of Orange, and which newspaper has been adjudged to be a newspaper of general circulation by the Superior Court of the County of Orange, State of California, under the date of November 19, 1905, Case No. A-21046, that the notice, of which the annexed is a true printed copy, has been published in each regular and entire issue of said newspaper and not in any supplement thereof on the following dates, to wit:

**09/07/2018**

I certify (or declare) under the penalty of perjury under the laws of the State of California that the foregoing is true and correct:

Executed at Anaheim, Orange County, California, on  
Date: September 26, 2018.

Signature

# PROOF OF PUBLICATION

Legal No. 0011163694

**PUBLIC NOTICE  
OF AVAILABILITY  
ORANGE COUNTY  
CONSOLIDATED  
ANNUAL PER-  
FORMANCE AND  
EVALUATION  
REPORT FOR  
FISCAL YEAR  
2017-18**

Date: September 7,  
2018

**TO ALL INTER-  
ESTED AGEN-  
CIES, GROUPS,  
AND PERSONS:**

The County of Orange, in compliance with Title I of the Cranston-Gonzalez National Affordable Housing Act of 1990 has prepared a draft Consolidated Annual Performance and Evaluation Report (CAPER) for Fiscal Year 2017-18. The purpose of this notice is to provide the public a 15-day review period, beginning September 7, 2018 and ending September 24, 2018, to express their concerns and comments regarding the CAPER. The County of Orange is required to submit the FY 2017-18 CAPER to HUD by September 28, 2018.

**Consolidated Annual Performance and Evaluation Report (CAPER)**

The CAPER outlines the progress made in carrying out the proposed goals and objectives set forth in the FY 2017-18 OC Community Resources Action Plan. The CAPER also provides an analysis of program expenditures, project accomplishments, subrecipient's performance and an assessment of what changes to policy or strategy may be in order.

The FY 2017-18 Action Plan identified the County of Orange's overall needs and priorities for affordable and supportive housing for low/moderate-income, and very low-income families. It also included the needs of homeless individuals and families, and outlined a short-term strategy to address those needs.

**Comments**

All interested agencies, groups, or individuals are invited to review the draft CAPER for FY 2017-18 and submit written comments for consideration. Copies are available at Housing & Community Development office. Email request to: craig.fee@occr.ocgov.com. Reports are also available online at Orange County Libraries website at www.ocpl.org, and Housing & Community Development website at www.occommunityservices.org/hcd. Comments postmarked on or before September 26, 2018 will be received at:

Housing & Community Development  
Craig Fee, CD Manager  
1300 S. Grand, Building B  
Santa Ana, CA 92705



The County of Orange  
will consider all writ-  
ten comments re-  
ceived by September  
24, 2018.

Publish: September 7,  
2018 in the: Orange  
County Register, Ex-  
celsior, and Navi  
Net.  
97711  
CNS-3166444#  
**THE REGISTER**  
Sept. 7, 2018 11163694

# California Newspaper Service Bureau

Public Notice Advertising Since 1934

Tel 1-800-788-7840 Fax 1-800-474-9444

Local Offices and Representatives in:

Los Angeles, Santa Ana, San Diego, Riverside/San Bernardino,  
San Francisco, Oakland, San Jose, Sacramento  
Special Services Available in Phoenix

## DECLARATION

I am a resident of Los Angeles County, over the age of eighteen years and not a party to or interested in the matter noticed.

The notice, of which the annexed is a printed copy appeared in the:

**NGUOI VIET**

On the following dates:

09/07/2018

I certify (or declare) under penalty of perjury that the foregoing is true and correct.

Dated at Los Angeles, California, this

**26th day of September 2018**

Signature

**3166648**

*"The only Public Notice which is justifiable from the standpoint of true economy and the public interest, is that which reaches those who are affected by it"*



\* A 0 0 0 0 0 4 8 7 2 4 5 7 \*

### THÔNG BÁO VỀ SỰ CÓ SẴN CỦA BÁO CÁO CONSOLIDATED ANNUAL PERFORMANCE AND EVALUATION REPORT CỦA ORANGE COUNTY CHO TÀI KHÓA 2017-18

Ngày: 7 Tháng Chín, 2018

GỬI ĐẾN CÁC  
CƠ QUAN, ĐOÀN THỂ,  
VÀ CÁ NHÂN QUAN TÂM:

The County of Orange, chiếu theo Title I của Đạo Luật Cranston-Gonzalez National Affordable Housing Act of 1990 vừa chuẩn bị một bản thảo của báo cáo Consolidated Annual Performance and Evaluation Report (CAPER) cho Tài Khóa 2017-18. Mục đích của thông báo này là cung cấp cho công chúng một thời hạn 15 ngày tham khảo, bắt đầu từ ngày 7 Tháng Chín, 2018 và kết thúc vào ngày 24 Tháng Chín, 2018, để họ bày tỏ những quan tâm và phê bình liên quan đến báo cáo CAPER. The County of Orange được yêu cầu phải nộp cho cơ quan HUD bản báo cáo CAPER Tài Khóa 2017-18 trước ngày 28 Tháng Chín, 2018.

#### Consolidated Annual Performance and Evaluation Report (CAPER)

Bản báo cáo CAPER sơ lược sự tiến triển được thực hiện trong việc thực thi các mục tiêu và chủ đích được định sẵn trong kế hoạch FY 2017-18 OC Community Resources Action Plan. CAPER cũng cung cấp một phân tích về sự chi tiêu cho chương trình, những thành tựu của dự án, sự thực thi và lượng định về những gì thay đổi đối với chính sách hay sách lược.

The FY 2017-18 Action Plan

nhận diện những nhu cầu tổng quát của County of Orange và những ưu tiên cho việc trợ giúp gia cư và vừa khả năng đối với các gia đình có lợi tức từ thấp đến trung bình, và thu nhập hết sức thấp. Kế hoạch cũng bao gồm những nhu cầu của những cá nhân và gia đình vô gia cư và phác họa một chiến lược ngắn hạn để đáp ứng những nhu cầu vừa nêu.

#### Phê bình góp ý

Mọi cơ quan, đoàn thể, hay cá nhân quan tâm xin mời đến tham khảo bản thảo của FY 2017-18 CAPER và nộp thư góp ý viết tay để xét duyệt. Bản sao có sẵn tại Housing & Community Development office, email xin gửi đến: [craig.fee@occr.ocgov.com](mailto:craig.fee@occr.ocgov.com). Báo cáo cũng có sẵn trên mạng tại các trang mạng của Orange County Libraries ở địa chỉ [www.ocpl.org](http://www.ocpl.org), và trang mạng của Housing & Community Development ở [www.occommunityservices.org/hcd](http://www.occommunityservices.org/hcd). Thư góp ý đóng dấu bưu điện đúng hoặc trước ngày 24 Tháng Chín, 2018 sẽ được nhận tại:

#### Housing & Community Development

Craig Fee, CD Manager  
1300 S. Grand, Building B  
Santa Ana, CA 92705

The County of Orange sẽ xét duyệt mọi thư góp ý viết tay nhận được đúng hoặc trước ngày 24 Tháng Chín, 2018.

Công bố: vào ngày 7 Tháng Chín, 2018 tại: Orange County Register, Excelsior, và Người Việt.

9/7/18

CNS-3166648#

NGUOI VIET

**Excelsior**

Del Condado De Orange  
2190 S. Towne Centre Place Suite 100  
Anaheim, CA 92806  
714-796-2209

5211390

CNSB ACCOMMODATIONS / CALIFORNIA  
NEWSPAPER SERVICE  
915 E 1ST ST  
ORDER EXPEDITING  
LOS ANGELES, CA 90012-4050

**FILE NO. 3166922**

**AFFIDAVIT OF PUBLICATION**

STATE OF CALIFORNIA, }  
County of Orange } **SS.**

I am a citizen of the United States and a resident of the County aforesaid: I am over the age of eighteen years, and not a party to or interested in the above entitled matter. I am the principal clerk of the printer of Excelsior, a newspaper of general circulation, published in the City of Anaheim, County of Orange, and which newspaper has been adjudged a newspaper of general circulation by the superior County Central District of the County of Orange, State of California under the date of February 25, 1997, Case Number A186380 that the notice of which the annexed is a printed copy, has been published in each regular and entire issue of said newspaper and not in any supplement thereof on the following dates, to wit:

**09/07/2018**

I certify (or declare) under the penalty of perjury under the laws of the State of California that the foregoing is true and correct:

Executed at Anaheim, Orange County, California, on Date: September 26, 2018.

*David Ward*

Signature

**PROOF OF PUBLICATION**

Legal No. 0011167113

**AVISO PÚBLICO DE DISPONIBILIDAD  
CONDADO DE ORANGE  
INFORME ANUAL CONSOLIDADO DE  
EJECUCION Y EVALUACION  
PARA EL AÑO FISCAL 2017-18**

Fecha: 7 de septiembre de 2018

**A TODAS LAS AGENCIAS, PERSONAS  
Y GRUPOS INTERESADOS:**

El Condado de Orange, en cumplimiento con el Título I de la Ley Nacional de Vivienda Asequible de Cranston-Gonzalez de 1990, ha preparado un borrador del Informe de Evaluación y Desempeño Anual Consolidado (CAPER) para el Año Fiscal 2017-18. El propósito de este aviso es proporcionar al público un período de revisión de 15 días, comenzando el 7 de septiembre de 2018 y terminando el 24 de septiembre de 2018, para expresar sus preocupaciones y comentarios con respecto al CAPER. Se requiere que el Condado de Orange entregue el CAPER para el año fiscal 2017-18 al Departamento de Vivienda y Desarrollo Urbano (HUD) antes del 28 de septiembre de 2018.

**Informe Anual de Evaluación y Desempeño Consolidado (CAPER)**

El CAPER describe el progreso realizado en el cumplimiento de las metas y objetivos propuestos en el Plan de Acción de Recursos Comunitarios del Condado de Orange para el año fiscal 2017-18. El CAPER también proporciona un análisis de los gastos del programa, los logros de los proyectos, el desempeño de los subreceptores y una evaluación de los cambios en la política o estrategia que pueden ser necesarios.

El Plan de Acción del año fiscal 2017-18 identificó las necesidades y prioridades generales del Condado de Orange para viviendas asequibles y de apoyo para familias de ingresos bajos-moderados y muy bajos. También incluyó las necesidades de las personas y familias sin hogar, y esbozaba una estrategia a corto plazo para abordar esas necesidades.

**Comentarios**

Se invita a todas las agencias, grupos o individuos interesados a revisar el borrador del CAPER para el año fiscal 2017-18 y enviar comentarios por escrito para su consideración. Las copias están disponibles en la oficina de Desarrollo Comunitario y de Viviendas, envíe su solicitud por correo electrónico a: [craig.fee@occr.ocgov.com](mailto:craig.fee@occr.ocgov.com). Los informes también están disponibles en línea en el sitio Web de las Bibliotecas del Condado de Orange en [www.ocpl.org](http://www.ocpl.org), y en el sitio Web de Desarrollo Comunitario y de Vivienda en [www.occommunityservices.org/hcd](http://www.occommunityservices.org/hcd). Los comentarios con fecha de franqueo postal anterior al 24 de septiembre de 2018 serán recibidos en:

Housing & Community Development  
Craig Fee, CD Manager  
1300 S. Grand, Building B  
Santa Ana, CA 92705

El Condado de Orange considerará todos los comentarios escritos recibidos hasta el 24 de septiembre de 2018.

Publicar: el 7 de septiembre de 2018 en: Orange County Register, Excelsior y Nguoi Viet.

9/7/18  
CNS-3166922#  
EXCELSIOR 11167113

